

Missouri State™

2018

MVC Tournament Notes & Information

Quarterfinals - vs. Southern Illinois



March 1-4, 2018 ■ Scottrade Center ■ St. Louis, Mo.

2017-18 Alphabetical Roster

| No. | Name | Pos. | Ht. ¹ | Wt. ¹ | Yr. | Birthdate |
|-----------|---|------|------------------|------------------|------|-----------|
| 34 | Tanveer Bhullar Etobicoke, Ontario (Fr. Henry Carr Secondary Crusaders) Coach Rob Fulford + | C | 7-2 | 278 | Sr. | 2/23/95 |
| 3 | James Byrd Kansas City, Mo. (Park Hill South Panthers) Coach Dan Parra + | G | 6-1 | 185 | Jr. | 11/25/96 |
| 5 | Obediah Church** Springfield, Ill. (Springfield High Senators) Coach Matt Reed | F | 6-7 | 225 | Jr. | 3/17/97 |
| 11 | Jarred Dixon** Kansas City, Mo. (Lee's Summit West High Titans) Coach Michael Schieber | G | 6-4 | 171 | Jr. | 11/8/96 |
| 0 | Abdul Fofana Bobo Dioulasso, Burkina Faso (St. Exupery French Secondary School) + | F | 6-7 | 207 | So. | 7/11/96 |
| 24 | Alize Johnson* Williamsport, Pa. (St. John Neumann High Golden Knights) Coach Pete Petcavage+ | F | 6-9 | 203 | Sr. | 4/22/96 |
| 20 | Ryan Kreklow** Columbia, Mo. (Rock Bridge High Bruins) Coach Jim Scanlon | G | 6-4 | 186 | Jr. | 10/22/96 |
| 1 | Mustafa Lawrence Newark, N.J. (Essex County Vocational High Terriers) Coach Joe Jordan | G | 6-0 | 186 | Fr. | 11/21/96 |
| 23 | J.T. Miller Clinton, N.C. (Mt. Zion Academy Warriors) Coach Tony Barnett + | G | 6-3 | 190 | Sr. | 2/22/94 |
| 21 | Ross Owens Woodlawn, Ill. (Woodlawn High Cardinals) Coach Shane Witzel | G | 6-4 | 191 | So. | 6/22/98 |
| 15 | Jarrid Rhodes* Palmetto, Fla. (Palmetto High Tigers) Coach Reggie Bellamy + | F | 6-6 | 185 | Sr. | 10/15/95 |
| 35 | Jared Ridder Springfield, Mo. (Kickapoo High Chiefs) Coach Dick Rippee + | F | 6-8 | 215 | Fr. | 8/31/98 |
| 14 | Ronnie Rousseau III Cincinnati, Ohio (Winton Woods High Warriors) Coach Donnie Gillespie | G | 5-10 | 163 | Sr. | 10/14/95 |
| 25 | Darian Scott Las Vegas, Nev. (Centennial High Bulldogs) Coach Noah Hartsock | C | 6-11 | 200 | Fr. | 1/15/99 |
| 2 | Reggie Scurry Atlanta, Ga. (North Clayton High Mavericks) Coach Martisse Troup + | F | 6-5 | 213 | Jr. | 12/27/96 |
| 13 | Greg Williams Houston, Texas (Home School) Coach Harry Williams | G | 6-6 | 180 | RFr. | 4/1/97 |

* Number of letters earned at Missouri State ¹ Official heights and weights were taken in game shoes (6/15/17)

Head Coach: Paul Lusk (Southern Illinois, 1995) 7th year

Associate Head Coach: Corey Gipson (Austin Peay, 2004), 3rd year

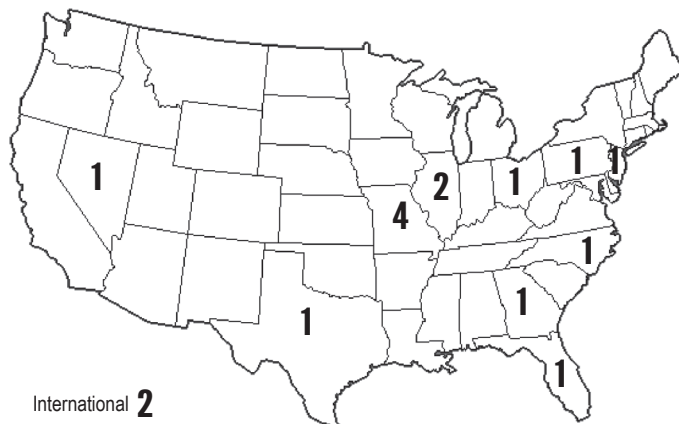
Assistant Coaches: Matt Sligh (Covenant [Ga.] College, 2005), 3rd year; Keith Pickens (Missouri State, 2013), 2nd year

Director of Basketball Operations: Cody Seidel (Missouri State, 2012), 9th year (3rd year as DOBO)

Athletic Trainer: Tyler Landgraf (Iowa State, 2000), 9th yr. **Strength Coach:** Brice Cox (Culver-Stockton, 2008), 2nd year

Roster Notes

+ Transfer Info: Jarrid Rhodes and Reggie Scurry transferred from Northern Oklahoma Tonkawa College; Alize Johnson transferred from Frank Phillips (Texas) College; Ronnie Rousseau III transferred from State Fair (Mo.) Community College; Abdul-Hakim Fofana transferred from Dakota College; J.T. Miller transferred from Hampton University; Tanveer Bhullar transferred from New Mexico State University; James Byrd transferred from Penn Valley CC.; Ridder transferred from Xavier University.



International **2**

Pronunciation Guide

Tanveer Bhullar tan-VEER BOO-larr
Obediah Church oh-buh-DIE-uh
Jarred Dixon JARE-id
Abdul Fofana foe-FAWN-uh
Alize Johnson AL-luh-zay
Ryan Kreklow CRECK-low
Jarrid Rhodes JARE-id
Ronnie Rousseau III ROO-so
Coach Matt Sligh SLY

Squad Breakdown

Total Squad Members 16
Seniors 5
Alize Johnson, Jarrid Rhodes,
Ronnie Rousseau III, J.T. Miller, Tanveer Bhullar
Juniors 5
Obediah Church, Jarred Dixon, Ryan Kreklow,
Reggie Scurry, James Byrd
Sophomores 2
Ross Owens, Abdul-Hakim Fofana
Freshmen 4
Greg Williams, Mustafa Lawrence, Jared Ridder,
Darian Scott
Returning Lettermen 5
Alize Johnson, Jarrid Rhodes, Obediah Church,
Jarred Dixon, Ryan Kreklow
Lettermen Not returning 6
Dequon Miller, Jordan Martin, Tyler McCullough,
Chris Kendrix, Austin Ruder, Robin Thompson
Returning Starters (GS) 4
Alize Johnson (33), Jarrid Rhodes (27),
Obediah Church (26), Ronnie Rousseau III (14)
Starters Not Returning (GS) 1
Dequon Miller (32)

Breakdown by Height

7-2 Tanveer Bhullar
6-11 Darian Scott
6-9 Alize Johnson
6-8 Jared Ridder
6-7 Obediah Church,
Abdul-Hakim Fofana
6-6 Jarrid Rhodes, Greg Williams
6-5 Reggie Scurry
6-4 Ryan Kreklow, Ross Owens,
Jarred Dixon
6-3 J.T. Miller
6-1 James Byrd
6-0 Mustafa Lawrence
5-10 Ronnie Rousseau III

In-Season Birthdays

Oct. 14 Ronnie Rousseau III (22)
Oct. 15 Jarrid Rhodes (22)
Oct. 22 Ryan Kreklow (21)
Nov. 8 Jarred Dixon (21)
Nov. 14 Coach Paul Lusk (46)
Nov. 21 Mustafa Lawrence (20)
Nov. 25 James Byrd II (21)
Dec. 27 Reggie Scurry (21)
Jan. 15 Darian Scott (19)
Jan. 22 Coach Corey Gipson (37)
Feb. 2 Ops. Director Cody Seidel (28)
Feb. 22 J.T. Miller (24)
Feb. 23 Tanveer Bhullar (23)
March 17 Obediah Church (21)
April 1 Greg Williams (21)



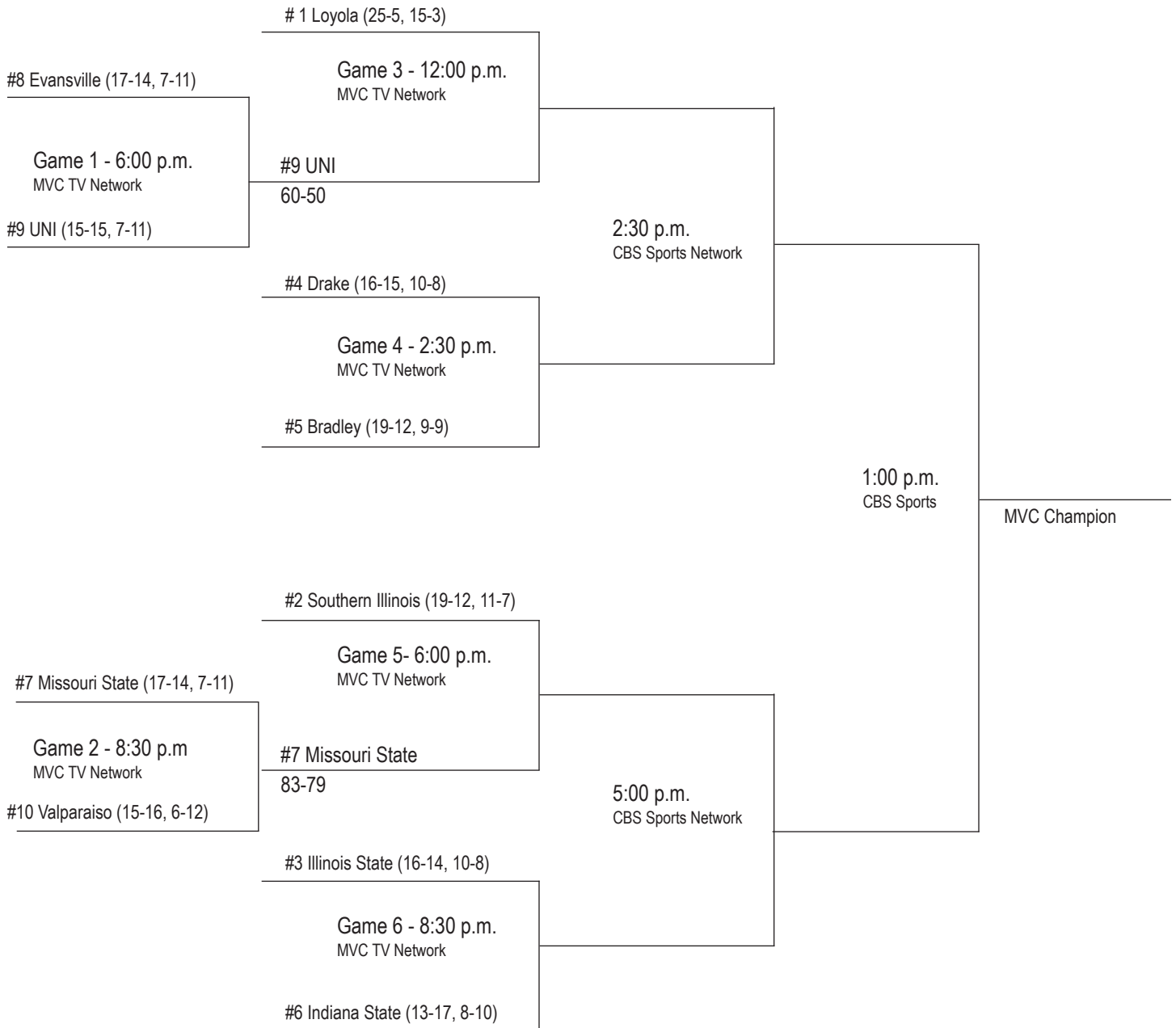
Missouri Valley Conference Men's Basketball Tournament St. Louis, Mo. • March 1-4, 2018 Scottrade Center (Times Central)

Thursday, March 1

Friday, March 2

Saturday, March 3

Sunday, March 4



Press Row: 314-589-5832

2017-18 Game Notes

MISSOURI STATE

Rick Kindhart
Director of Athletics Communications
 Office: (417) 836-4585
 Cell: (417) 849-5865
 Email: RKindhart@MissouriState.edu

2017-18 BEARS SCHEDULE

October

Sat. 21 at Kansas State (Exh.) L 62-78

November (6-2)

Wed. 1 Southwest Baptist (Exh.) W 83-56
 Fri. 10 at Western Kentucky W 85-80
 Wed. 15 Southern University (ESPN3^*) W 86-58
 Fri. 17 North Dakota State (ESPN3^*) L 54-57
 Mon. 20 vs. Georgia Southern# L 73-74
 Tue. 21 vs. Manhattan# W 69-65
 Wed. 22 vs. FAU# W 71-60
 Fri. 24 Evangel (ESPN3^*) W 80-48
 Tue. 28 Colorado State% (ESPN3) W 77-67

December (6-0)

Sat. 2 vs. South Dakota State& (KOZL) W 73-53
 Mon. 4 at North Dakota State (KOZL) W 71-58
 Fri. 8 Hampton (ESPN3^*) W 88-75
 Sun. 10 at Oral Roberts (KOZL) L 66-73
 Tue. 19 Wright State (ESPN3^*) W 66-50
 Fri. 22 Loyola Chicago* (FS Midwest) W 64-59
 Sun. 31 at Valparaiso* (KOZL) W 67-50

January (3-6)

Thu. 4 Northern Iowa* (CBSSN) W 62-55
 Sun. 7 at Illinois State* (CBSSN) L 68-72
 Wed. 10 at Evansville* (KOZL) L 55-64
 Sun. 14 Indiana State* (KOZL) W 76-73
 Wed. 17 Valparaiso* (ESPN3) W 64-57
 Sat. 20 at Drake* (FS Midwest) L 58-61
 Tue. 23 at Bradley* (KOZL) L 52-72
 Sat. 27 Southern Illinois* (ESPNU) L 77-79
 Tue. 30 Illinois State* (ESPN3) L 60-76

February (2-5)

Sat. 3 at Loyola Chicago* (CBSSN) L 75-97
 Tue. 6 at Indiana State* (FS Midwest) W 81-62
 Sat. 10 Evansville* (ESPN3^*) W 72-55
 Wed. 14 at Southern Ill.* (FS Midwest) L 80-81 (ot)
 Sun. 18 Drake* (ESPN3) L 63-67
 Wed. 21 Bradley* (FS Midwest) L 78-82
 Sat. 24 at Northern Iowa* (ESPN3) L 56-71

March (1-0)

Thu. 1 vs. Valparaiso \$ (FS Midwest) W 83-79
 Fri. 2 vs. Southern Ill. \$ (FS Midwest) 6:00 p.m.

Home games played at JQH Arena; * Missouri Valley Conference game (7-11, 17th)
 @ Gulf Coast Showcase, Estero, Fla. (2-1, 5th); & Sanford Pentagon, Sioux Falls, S.D.
 % Mountain West-Missouri Valley Challenge (campus sites) (1-0)
 \$ State Farm MVC Tournament, Scottrade Center - St. Louis (1-0)

COACHING STAFF

Head Coach Paul Lusk
 Alma Mater Southern Illinois, 1995
 Record at Missouri State 106-120 (7th season)
 Career Record 108-143 (8th season)
 Associate Head Coach Corey Gipson (3rd season)
 Alma Mater Austin Peay, 2004
 Assistant Coach Matt Sligh (3rd season)
 Alma Mater Covenant (Ga.) College, 2012
 Assistant Coach Keith Pickens (2nd season)
 Alma Mater Missouri State, 2013
 Basketball Operations Cody Seidel
 Alma Mater Missouri State, 2012
 Strength & Conditioning Coach Brice Cox
 Athletic Trainer Tyler Landgraf



GAME 33

MISSOURI STATE VS. SOUTHERN ILLINOIS



**Missouri State
BEARS**



**Southern Illinois
SALUKIS**

18-14 (7-11 MVC)

19-12 (11-7 MVC)

DATE: Friday, February 2, 2018
 6:00 p.m. (Central)
LOCATION: Scottrade Center (18,226)
 St. Louis, Missouri
SERIES: Southern Illinois leads 47-37
 Last Meeting: SIU 81, MSU 80 (ot) (2/14/18)
TV: FOX Sports Midwest | MVC TV Network
 (Mitch Holthus, Kevin Lehman)
RADIO: KTXR 101.3 FM | MSU Bears Radio Network
 (Art Hains, Mike Keltner)
LIVE STATS: ArchMadness.com



FOLLOW THE BEARS

@MSUBearsHoops **MissouriStateBears.com**
/MissouriStBears **MVC-Sports.com**
/MissouriStBears **#MSUBears | #MVCHoops**

THE TEN COUNT

- ♦ **Jarrid Rhodes** (Sr., Palmetto, Fla.) has posted 10 points or more in 7 of the last 8 games and 10 of the last 12. He has scored 20 or more points three times in the last five games -- the only three 20-point games of his career. He knocked down his 100th career 3-pointer in the win over Valparaiso, making him just the 16th Bear to do so.
- ♦ MSU is coming off 18 offensive rebounds vs. Valpo, the club's second-highest total of the season (20 vs. Southern U.)
- ♦ The Bears' 83 points vs. Valpo on Thursday night marked the second-highest point total by the club ever at Arch Madness (84 vs. Creighton, 3/6/04 quarterfinals). Earlier this year, MSU scored 88 vs. Hampton (12/8/17).
- ♦ **Alize Johnson** (Sr., Williamsport, Pa.) broke his own MSU Arch Madness record with 19 caroms on Thursday vs. Valpo. He is 7 rebounds away from tying William Doolittle (1973-74) for No. 3 spot on MSU's season rebound list (380).
- ♦ Two of MSU's seven losses this season by four points or less have come against the Salukis.
- ♦ **Alize Johnson** is 24 points shy of becoming the school's 29th 1,000-point scorer (fifth two-year player). His 724 career rebounds also puts him No. 6 on the program's career list and the most by any two-year performer.
- ♦ The 42 combined points by **Alize Johnson** and **Jarrid Rhodes** against Valpo on Thursday were the second-most ever by MSU teammates at Arch Madness, just behind 43 by David Brewer (23) & Arnold Bernard (20) vs. Tulsa (3/3/91).
- ♦ Missouri State's **38.9** rebounds per game this season is the club's second-best of its Division I era (since 1982-83). The 1995-96 Bears grabbed 39.0 caroms per game, which was the club's top average since 1979-80 (43.8).
- ♦ Bears' head coach **Paul Lusk** scored 1,610 points as a player at Southern Illinois from 1992-95 and played in three NCAA Tournaments for the Salukis. He also served as an assistant coach at SIU for the 2003-04 season. Other former Saluki players who have recently served at Missouri State include assistant coaches Brad Korn (1999-2004), Derrick Tilmon (1997-2000), Kent Williams (1999-2003) and Kyle Smithpeters (2004-06). Current SIU head coach Barry Hinson was 169-117 (.591) in 9 seasons (1999-2008) as head coach of the Bears.
- ♦ Missouri State is 16-9 all-time in MVC Tournament quarterfinal games (2-3 under Lusk).
- ♦ With Thursday's win over Valparaiso, MSU head coach **Paul Lusk** picked up his 106th win with the Bears, tying him with Arthur Briggs (1913-1923) for the No. 6 spot on the program's coaching wins list.
- ♦ This season, the Bears are 4-1 on Fridays.

MAROON FIVE



Mustafa Lawrence
 G, 6-0, 186, Fr.
 Newark, N.J.

G-GS PPG RPG APG 3FG
 21-8 4.8 1.1 0.9 24



Jarred Dixon
 G, 6-4, 171, Jr.
 Kansas City, Mo.

G-GS PPG RPG APG 3FG
 25-19 8.9 2.8 2.3 30



Jarrid Rhodes
 F, 6-6, 185, Sr.
 Palmetto, Fla.

G-GS PPG RPG APG 3FG
 32-32 10.5 4.1 1.4 63



Alize Johnson
 F, 6-9, 203, Sr.
 Williamsport, Pa.

G-GS PPG RPG APG 3FG
 32-32 15.3 11.7 2.8 41



Obediah Church
 F, 6-7, 225, Jr.
 Springfield, Ill.

G-GS PPG RPG APG 3FG
 31-30 6.7 5.6 1.3 60

Missouri Valley Conference Standings

| Team | MVC | GB | Pct. | All | Pct. | Strk |
|-----------------------|-------------|----------|-------------|--------------|-------------|-----------|
| Loyola Chicago | 15-3 | - | .833 | 25-5 | .833 | W7 |
| Southern Illinois | 11-7 | 4 | .611 | 19-12 | .613 | L2 |
| Illinois State | 10-8 | 5 | .556 | 16-14 | .533 | L1 |
| Drake | 10-8 | 5 | .556 | 16-15 | .516 | L2 |
| Bradley | 9-9 | 6 | .500 | 19-12 | .613 | L1 |
| Indiana State | 8-10 | 7 | .444 | 13-17 | .433 | W2 |
| Missouri State | 7-11 | 8 | .389 | 18-14 | .563 | W1 |
| Evansville | 7-11 | 8 | .389 | 17-15 | .531 | L1 |
| Northern Iowa | 7-11 | 8 | .389 | 16-15 | .516 | W3 |
| Valparaiso | 6-12 | 9 | .333 | 15-17 | .469 | L1 |

This Week in The Valley

Thursday, March 1

(9) UNI 60, Evansville 50

(7) Missouri State 83, (10) Valparaiso 79

Friday, March 2

(1) Loyola vs. (9) UNI 12 p.m.

(4) Drake vs. (5) Bradley 2:30 p.m.

(2) Southern Ill. vs. (7) Missouri State 6 p.m.

(3) Illinois State vs. (6) Indiana State... 8:30 p.m.

Saturday, March 3

Semifinal #1 (CBS Sports Net) 2:30 p.m.

Semifinal #2 (CBS Sports Net) 5 p.m.

Sunday, March 4

Championship (CBS) 1 p.m.

MSU Radio Network

| | |
|---------------------|---------------------------|
| Ava | KKOZ (1430 AM / 92.1 FM) |
| Conway, Ark..... | KASR (92.7 FM) |
| Jefferson City..... | KJMO (97.5 FM) |
| Kansas City | KCWJ (1030 AM) |
| Poplar Bluff | KLID (1340 AM) |
| Springfield..... | KTXR (101.3 FM) |
| St. Louis..... | KXFN (1380 AM / 106.5 FM) |
| Troy | KYRO (1280 AM) |
| Online | RadioSpringfield.com |

MSU All-Time MVC Tournament Summary

| | |
|------------------------------------|------------------------------|
| Total Tournaments | 27 |
| Tournament Titles | 1 (1992) |
| Record (57 games)..... | 31-26 (.544) |
| Championship Games (8 games) | 1-7 |
| Semifinals (16 games) | 8-8 |
| Quarterfinals (25 games) | 16-9 |
| First Round (7 games) | 6-2 |
| As No. 1 seed 1 (2-1) | As No. 6 seed 3 (1-3) |
| As No. 2 seed 2 (4-2) | As No. 7 seed 5 (5-5) |
| As No. 3 seed 7 (10-6) | As No. 8 seed 2 (1-2) |
| As No. 4 seed 4 (4-4) | As No. 9 seed --- |
| As No. 5 seed 2 (4-2) | As No. 10 seed 1 (0-1) |

Bears vs. Southern Illinois

| Name | G-GS | RPG | PPG | Other |
|---------------------------|------|------|------|------------|
| Tanveer Bhullar..... | 2-0 | 2.5 | 1.0 | — |
| Obediah Church | 6-6 | 5.3 | 6.5 | 9 blocks |
| Jarred Dixon | 6-4 | 3.2 | 13.2 | .500 FG% |
| Alize Johnson | 4-4 | 10.8 | 20.3 | 12 asst. |
| Ryan Kreklow | 6-1 | 2.5 | 5.2 | 6/21 3-pt. |
| Mustafa Lawrence | 2-1 | 1.5 | 5.5 | 3 3's |
| J.T. Miller | 2-1 | 0.5 | 4.0 | — |
| Ross Owens | 1-0 | 1.0 | 0.0 | — |
| Jarrod Rhodes | 4-4 | 3.3 | 13.0 | 10 3's |
| Ronnie Rousseau III | 2-1 | 0.0 | 6.5 | — |

Dunk-O-Meter

| Player | Season | Career |
|----------------------|------------|--------|
| Obediah Church | 29 | 101 |
| J.T. Miller | 15 | 15 |
| Reggie Scurry..... | 13 | 13 |
| Alize Johnson | 9 | 13 |
| Jarrod Rhodes | 5 | 7 |
| Abdul Fofana | 2 | 2 |
| Jarred Dixon | 1 | 3 |
| Total | 74* | --- |

* MSU season record

Head Coach Paul Lusk

Paul Lusk (Southern Illinois, 1995) is **106-120** (.469) in his seventh season at MSU and **108-143** (.430) in his eighth season overall as a head coach. He is **52-74** in MVC games (35-28 at home, 17-46 on the road), 5-6 in MVC Tournament games and 49-40 against all non-conference foes (32-13 at JQH Arena, 12-15 away and 5-12 at neutral sites). In all games, he is 67-41 at home, 29-61 on the road, and 10-18 at neutral sites. Lusk is 7-9 all-time against Southern Illinois. He is 5-6 in the MVC Tourney (1-1 vs. SIU).

The 46-year-old Lusk took the reins as MSU's 17th head coach on April 1, 2011. He came to Springfield after seven seasons at Purdue (2004-11), including his last three as associate head coach. Now in his 17th season in the coaching profession, Lusk has previous stops as an assistant at Southwestern Illinois (1996-97), Missouri Southern (1999-2002) and Southern Illinois (2003-04) in addition to a one-year head coaching stint at (Div. III) Dubuque (2002-03). He has played or coached in 10 NCAA Tournaments.

Lusk finished third in the MVC Coach of the Year voting in 2014 and was a finalist for the Skip Prosser Man of the Year Award that same year. He was also named one of the Top 25 high-major assistants by FoxSports.com in 2010, and CollegeSportsMadness.com named him MVC coach of the year in 2012. He is a member of the Illinois Basketball Hall of Fame after scoring 2,743 points during a highly-touted prep career at Wesclin High in New Baden, Ill. He went on to play 107 college games at Iowa and Southern Illinois, earning All-MVC second-team honors in 1994 for the Salukis.

Zay Named to All-MVC First Team for Second Straight Season

Alize Johnson (Sr., Williamsport, Pa.) was announced as an All-MVC first-team honoree on Feb. 27, marking the second straight season he has earned the league's elite honor. He is averaging 15.3 points and a league-best 11.7 rebounds per game through the Bears' first 32 games. He was named MVC Player of the Week three times this season. With 976 points, he ranks 29th on MSU's career scoring list, while his 724 rebounds rank No. 6 all-time for the Bears, despite playing just two seasons. He joins Kyle Weems (2011-12), Johnny Murdock (1993-94) and Blake Ahearn (2006-07) as the only Bears to earn back-to-back All-MVC first-team honors.

Church Gets Defensive

Junior **Obediah Church** (Springfield, Ill.) became just the second Bear to earn MVC All-Defensive Team honors twice when he joined Merrill Andrews (2003-04) with that distinction on Feb. 27. The high-flying junior leads the Missouri Valley Conference with 1.9 blocked shots per game, which ranks 42nd nationally. His 184 career blocks is the most-ever by a Missouri State player. He enters postseason play with 101 career dunks and is averaging 6.7 points and 5.6 rebounds per game this season. He has also converted a team-best 65.6 percent of his field goal attempts during the 2017-18 campaign.

Bears on the Air

All Missouri State games will air live on the Missouri State Radio Network with Springfield flagship station KTXR (101.3 FM) providing the feed to the eight-station network and at RadioSpringfield.com.

The voice of the Bears, **Art Hains**, first began calling MSU's action in 1977 and is in his second stint and 37th season overall. He called MSU games from 1977-81 and returned to the mic in 1985. Hains celebrated his 1,000th MSU basketball broadcast (and 2,000th MSU event) on Jan. 2, 2013 against Illinois State at JQH Arena. Former MSU great **Mike Keltner** (1970-74) provides color commentary.

Johnson Named Valley Player of Week on Feb. 12

Alize Johnson (Sr., Williamsport, Pa.) was named MVC Player of the Week on Feb. 12, his third such honor this season. He helped the Bears to a 2-0 week after averaging 19.5 points, 10.5 rebounds, 6.0 assists and 2.0 blocks per game. He tallied 28 points behind five 3-pointers in the Bears' 19-point win at Indiana State on Feb. 5 and followed that performance with 11 points, 13 rebounds and seven assists in MSU's 17-point home win over Evansville on Feb. 10. It was the fifth such honor of Johnson's career after winning the award twice last season. The only Bear to win the award more times is Kyle Weems (2008-12) who earned it six times in his career.

Free The Freshman

In his first career start on Feb. 3, freshman **Mustafa Lawrence** (Newark, N.J.) scored 19 points in a 33-minute assignment at Loyola, going 7-of-14 from the field and 5-of-9 from 3-point range. He scored 12 points off the bench against Illinois State on Jan. 30 -- nearly doubling his season scoring output to that point -- to earn the start at Loyola. He has scored in double figures 5 times over the last 10 games.

Church Becomes Career Blocked Shots Leader

On Jan. 27, junior **Obediah Church** (Springfield, Ill.) blocked 2 shots against Southern Illinois to become Missouri State's all-time leader in shot rejections, surpassing Danny Moore (167 from 1996-99) for the top spot. For the second year in a row, Church leads the MVC -- with 1.9 blocks per game -- and now has 184 career rejections. His 60 blocks this season rank 45th nationally.

Scurry, Fofana to Miss Time after Therapy Mishap

An adverse reaction to a cryotherapy treatment on Jan. 22 sidelined MVC All-Bench Team selection **Reggie Scurry** (Jr., Atlanta, Ga.) and **Abdul Fofana** (So., Bobo Dioulasso, Burkina Faso) who both developed severe foot blisters after a whole-body cryotherapy session. The Bears are 2-8 since then.

All of MSU's players went through the cryotherapy treatment, but no other team members were affected. Cryotherapy is the use of low temperatures in recovery to relieve muscle pain, sprains and swelling.

MSU vs. Non-Conference Foes (10-3)

| | |
|--|-----------------|
| Western Kentucky (22-8) CUSA..... | W 85-80 |
| Southern University (14-16) SWAC..... | W 86-58 |
| North Dakota State (14-16) Summit..... | L 54-57/W 71-58 |
| Georgia Southern (19-11) SunBelt..... | L 73-74 |
| Manhattan (14-16) MAAC..... | W 69-65 |
| FAU (12-17) CUSA..... | W 71-60 |
| Evangel (8-23) NAIA..... | W 80-48 |
| Colorado State (11-20) Mtn. West..... | W 77-67 |
| South Dakota St. (25-6) Summit..... | W 73-53 |
| Hampton (17-14) MEAC..... | W 88-75 |
| Oral Roberts (11-20) Summit..... | L 66-73 |
| Wright State (22-9) Horizon..... | W 66-50 |

As of 3/2/18 MSU Opponents are 189-175

MSU Season Double-Doubles (since 1967-68)

| | |
|---------------------------------------|-----------|
| 1. Curtis Perry, 1968-69..... | 30 |
| 2. Curtis Perry, 1969-70..... | 23 |
| 3. Alize Johnson, 2017-18..... | 20 |
| 4. Mike Robinson, 1978-79..... | 18 |
| Lee Campbell, 1989-90..... | 18 |
| 6. Mike Robinson, 1979-80..... | 17 |
| Alize Johnson, 2016-17..... | 17 |
| 8. Curtis Perry, 1967-68..... | 15 |
| 9. Mike Wallace, 2001-02..... | 14 |
| 10. William Doolittle, 1973-74..... | 13 |
| Dennis Hill, 1974-75..... | 13 |

MSU Career Rebounding

| | |
|--|------------|
| 1. Curtis Perry (1966-70)..... | 1424 |
| 2. Danny Bolden (1963-67)..... | 1133 |
| 3. William Doolittle (1970-74)..... | 1042 |
| 4. Don Carlson (1963-67)..... | 844 |
| Kyle Weems (2008-12)..... | 844 |
| 6. Alize Johnson (2016-pres.)#..... | 724 |
| 7. Lou Shepherd (1964-68)..... | 701 |
| 8. Tamarr Maclin (2001-05)..... | 697 |
| 9. Clint Thomas (1991-95)..... | 666 |
| 10. Carl Wilks (1958-62)..... | 662 |

MSU Career Double-Doubles

| | |
|---|-----------|
| 1. Curtis Perry, 1966-70..... | 68 |
| 2. Alize Johnson, 2016-pres..... | 37 |
| 3. Mike Robinson, 1978-80..... | 34 |
| 4. William Doolittle, 1970-74..... | 32 |
| 5. Dennis Hill, 1973-75..... | 23 |
| 6. Mike Wallace, 2000-02..... | 20 |
| 7. Lee Campbell, 1988-90..... | 19 |

MSU Career Blocked Shots

| | |
|--|------------|
| 1. Obediah Church (2015-pres.)..... | 184 |
| 2. Danny Moore (1996-99)..... | 167 |
| 3. Ed Liliensiek (1977-81)..... | 144 |
| 4. Drew Richards (2004-08)..... | 133 |
| 5. Ricky Johnson (1981-83)..... | 125 |
| 6. Kyle Weems (2008-12)..... | 114 |

MSU Career 3-Pointers

| | |
|---|------------|
| 1. Blake Ahearn (2003-07)..... | 276 |
| 2. Johnny Murdock (1991-95)..... | 266 |
| 3. Kevin Ault (1996-2000)..... | 254 |
| 4. Kyle Weems (2008-12)..... | 240 |
| 5. Adam Leonard (2009-11)..... | 189 |
| 6. Austin Ruder (2013-17)..... | 173 |
| 7. Spencer Laurie (2006-09)..... | 148 |
| 8. Ben Kandlbinder (1994-98)..... | 142 |
| 9. Tyler Chaney (2003-07)..... | 114 |
| 10. Ryan Kreklow (2015-pres.)..... | 113 |

MSU Season 3-Pointers

| Season (Coach) | G | 3pt. | PerG |
|----------------------------|-----------|------------|-------------|
| 2016-17 (Lusk)..... | 33 | 270 | 8.18 |
| 2009-10 (Martin)..... | 36 | 252 | 7.00 |
| 2006-07 (Hinson)..... | 33 | 243 | 7.36 |
| 2010-11 (Martin)..... | 34 | 242 | 7.12 |
| 2013-14 (Lusk)..... | 33 | 230 | 6.97 |
| 2017-18 (Lusk)..... | 32 | 227 | 7.09 |

Johnson Earns Fourth Career POW Distinction

Alize Johnson (Sr., Williamsport, Pa.) was named MVC Player of the Week for the second time this season on Jan. 15. He averaged 18.5 points and 15.0 rebounds in two games while firing at a .481 (13-of-27) clip from the field against Evansville and Indiana State.

Alize On Three Award Watch Lists

Alize Johnson was announced Oct. 19 as one of the 20 candidates for the 2018 *Karl Malone Power Forward of the Year Award*. The five finalists will be announced in March.

Johnson was also on the *Citizen Naismith Trophy Award Watch List* (but did not make the final 25 cut) and the *Lou Henson Mid-Major Player of the Year Award Watch List* (now on the top 40 list of award semifinalists). Likewise, on Jan. 10, *Sports Illustrated* listed Johnson atop the list of "Five Mid-Major Prospects That Should Be on NBA Radars."

Miller Earns MVC Newcomer of the Week Laurels on Jan. 8

J.T. Miller (Sr., Clinton, N.C.), a transfer from Howard University, averaged 14.5 points and 8.5 rebounds in two games the week of Jan. 1 to earn MVC Newcomer of the Week Honors for the first time. He also fired at a 57.9 clip from the field. In his 99th career game, he logged his first-ever double-double, racking up 16 points and a career-best 11 boards at Illinois State with 2 blocks and 2 steals. Earlier in the week, he scored 13 points off the bench against UNI, snagging 6 rebounds with a blocked shot.

Two Double-Doubles Impress at The Nest

Missouri State boasted two individual double-doubles in the Bears' loss at Illinois State on Jan. 7.

Alize Johnson (Williamsport, Pa.) scored 16 points and snagged a game-high 12 rebounds as part of his 11th double-double on the season. Meanwhile teammate **J.T. Miller** (Clinton, N.C.) also scored 16 points and recorded a career-high 11 rebounds to notch his first career double-double (in his 99th career game). The last time MSU had two players post a double-double in the same game was Feb. 13, 2016 when Camryn Boone (30 pts./12 reb.) and Chris Kendrix (19 pts./12 reb.) paired up vs. Indiana St.

String of Double-Doubles Highlights Run

Alize Johnson reeled off eight straight double-doubles from Dec. 19 to Jan. 17, the longest stretch of Missouri State's Division I era and fourth-longest in the Missouri Valley Conference in the last 20 years.

Johnson's **37** career double-doubles ranks 2nd in MVC over the last 20 years, behind Egidijus only Mockevicius (Evansville) 57.

First 3-0 League Start Since 2010-11

With Missouri State's 62-55 win over Northern Iowa at JQH Arena on Jan. 4, the Bears started Missouri Valley Conference play 3-0 for the first time since the 2010-11 season.

Under then-coach Cuonzo Martin, the 2010-11 club started 7-0 en route to a 15-3 conference ledger and MVC regular-season championship.

Johnson Hits 20-20 for Second Time

Senior **Alize Johnson** (Williamsport, Pa.) posted his second 20-20 game of the season -- and third of his career -- in MSU's 62-55 win over Northern Iowa on Jan. 4. Johnson posted 23 points and 20 rebounds in the home victory. Johnson also recorded 23 points and 20 rebounds against North Dakota State on Nov. 17. As of **March 1**, he is one of just 10 Division I players this year to post a 20-20 game and only one to do it twice.

Johnson Named Valley Player of the Week on Dec. 26

Alize Johnson (Williamsport, Pa.) was named MVC Player of the Week on Dec. 26 -- the third of his career -- after posting a pair of double-doubles in wins over Wright State and Loyola. He averaged 18.0 points and 12.5 rebounds for the week, including 24 points against Loyola in the MVC opener.

Lusk Hits a Hundred

MSU head coach Paul Lusk recorded his 100th victory as Bears' head coach on Dec. 31 with the club's win at Valparaiso. Lusk is just the seventh head coach at Missouri State to reach the century mark in victories. He is also the 6th active coach in The Valley to reach 100 wins at his current institution.

Lusk picked up his 100th career victory -- including his one season at Dubuque -- on Dec. 19, 2017 with a 66-50 win over Wright State at JQH Arena.

Three More Bears Reach 500

Two Bears, **Ryan Kreklow** (Jr., Columbia, Mo.) and **Obediah Church** (Jr., Springfield, Ill.), both eclipsed 500 career points in MSU's win over Loyola on Dec. 22. Kreklow (in his 74th game) and Church (in his 77th) join teammates **J.T. Miller** -- currently MSU's only active 1,000-point scorer -- along with **Alize Johnson** and **Jarred Dixon** who had already surpassed 500 career points.

A sixth member of the 2017-18 squad, **Jarred Rhodes** (Sr., Palmetto, Fla.) eclipsed 500 points on Feb. 14 -- his 61st career game -- after a career-high 21-point outing at Southern Illinois.

Three-Point Record Falls

The Bears' .684 3-point percentage (13-of-19) against Hampton on Dec. 8 set a new JQH Arena record. It was also the best 3-point percentage by the Bears in a game in which MSU made 10 or more threes. The overall MSU 3-point percentage record is .889 (8-of-9) vs. Tulsa on Dec. 2, 1989.

NCAA Rebound Leaders (3/1/18)

| No. | Name, School | G | Reb. | PerG |
|-----|--------------------------------------|-----------|------------|-------------|
| 1. | Devontae Cacok, UNCW | 30 | 413 | 13.8 |
| 2. | Jemerrio Jones, New Mexico St. | 29 | 367 | 12.7 |
| 3. | Rokas Gustys, Hofstra | 30 | 362 | 12.1 |
| 4. | Angel Delgado, Seton Hall | 29 | 343 | 11.8 |
| 5. | James Thompson IV, Eastern Mich. | 29 | 342 | 11.8 |
| 6. | Alize Johnson, Missouri State | 31 | 354 | 11.4 |
| 7. | Jordan Murphy, Minnesota | 32 | 361 | 11.3 |
| 8. | Deandre Ayton, Arizona | 29 | 324 | 11.2 |
| 9. | Marvin Bagley III, Duke | 26 | 288 | 11.1 |
| 10. | Iba Camara, New Hampshire | 30 | 322 | 10.7 |

NCAA Double-Double Leaders (3/1/18)

| | | |
|----|--------------------------------------|-----------|
| 1. | Jordan Murphy, Minnesota | 24 |
| 2. | Devontae Cacok, UNCW | 22 |
| 3. | Angel Delgado, Seton Hall | 20 |
| 4. | Alize Johnson, Missouri State | 19 |
| | Deandre Ayton, Arizona | 19 |
| | James Thompson IV, Eastern Mich. | 19 |
| 7. | Mike Daum, South Dakota St. | 18 |
| | Marvin Bagley III, Duke | 18 |
| 9. | Jock Landale, Saint Mary's (CA) | 17 |
| | Jemerrio Jones, New Mexico St. | 17 |

MSU Career Scoring

| | | |
|-----|------------------------------------|------------|
| 1. | Daryl Garrison (1971-75) | 1975 |
| 2. | Kyle Weems (2008-12) | 1868 |
| 3. | Curtis Perry (1966-70) | 1835 |
| 20. | Deven Mitchell (2003-08) | 1131 |
| 21. | Darryl Reid (1989-91)# | 1105 |
| 22. | Andy Newton (1973-76) | 1079 |
| 23. | Dennis Hill (1973-75)# | 1034 |
| 24. | Anthony Boggs (1980-84) | 1018 |
| 25. | Max Oldham (1954-58) | 1016 |
| | Charles Marshall (1960-64) | 1016 |
| 27. | Lou Shepherd (1964-68) | 1009 |
| 28. | Jerry Anderson (1951-55) | 1000 |
| 29. | Alize Johnson (2016-pres.)# | 976 |
| 30. | Jerry Kirksey (1958-61) | 973 |
| 31. | Tyler Chaney (2003-07) | 957 |
| 32. | Dale Lamberth (2005-08) | 954 |
| 33. | Nathan Bilyeu (2003-07) | 939 |
| 34. | Phil Schlegel (1983-86) | 900 |
| 35. | Don Anielak (1952-54)# | 888 |
| 36. | Terrance McGee (2001-03)# | 887 |
| 37. | Ed Liliensiek (1977-81) | 882 |
| 38. | Will Creekmore (2008-11) | 881 |
| 39. | Jimmy Murphy (1950-52)# | 877 |
| 40. | Dequon Miller (2015-17)# | 825 |
| 41. | Bill Lea (1948-52) | 823 |
| 42. | Anthony Downing (2011-13)# | 822 |
| 43. | Adam Leonard (2009-11)# | 819 |
| 44. | Coleco Buie (1995-97)# | 817 |
| 45. | Forrest Hamilton (1951-53)# | 813 |
| | Marcus Marshall (2012-15) | 813 |
| 47. | Tamarr Maclin (2001-05) | 809 |
| | Jarred Dixon (2015-pres.) | 809 |
| 49. | Jarmar Gulley (2011-14)# | 806 |
| 50. | Milt McDonald (1974-78) | 805 |
| 51. | Randy Magers (1970-74) | 791 |
| | Jermaine Mallett (2009-11)# | 791 |
| 53. | Russ Robinson (1955-59) | 787 |
| 54. | Jay Kinser (1957-60) | 784 |
| 55. | Monwell Randle (2000-04) | 782 |
| 56. | Kellen Easley (2002-06) | 782 |
| 57. | Eric Thompson (1969-73) | 781 |
| 58. | Mike Wallace (2000-02)# | 762 |
| 59. | William Doolittle (1970-74) | 757 |
| 60. | Greg Bell (1985-87)# | 752 |
| 61. | Joe Ward (1980-83) | 751 |
| 62. | Art Helms (1952-54)# | 750 |
| 63. | Allen Phillips (1998-2000)# | 744 |
| 64. | Harry Policape (1976-80) | 739 |
| 65. | Don Carlson (1963-67) | 736 |
| | Arnold Bernard (1989-91)# | 736 |
| 67. | Jack Israel (1957-59)# | 732 |
| 68. | Stan Worthy (1986-88)# | 722 |

#Two-year players

Miller Scores 1,000

Fifth-year transfer **J.T. Miller** (Sr., Clinton, N.C.) eclipsed 1,000 career points On Nov. 24 against Evangel when he knocked down an early layup at the 17:50 mark of the first half in his 90th career game. He posted 930 points in 83 games at Howard before coming to MSU for his final year of eligibility.

Johnson Second to 20-20 (Take 1)

With his 23 points and 20 rebounds against North Dakota State on Nov. 17, **Alize Johnson** became just the second DI player this season to post a 20-20 game. It was his second career 20-20 game.

Excellent in Estero

Missouri State shot 46.0 percent from the field and 77.8 percent at the foul line to go 2-1 at the Gulf Coast Showcase, Nov. 20-22, in Estero, Fla. The Bears won the consolation championship with a 71-60 win over FAU after dropping a narrow 74-73 decision to Georgia Southern in the first round and then downing Manhattan, 69-65, in the next. MSU had a +9.7 rebound margin with **Alize Johnson** averaging 16.0 points and 9.0 boards, and classmate **J.T. Miller** averaging 13.0 points.

Bears Begin Collecting Road Kill

MSU has eight wins away from JQH Arena this season, including road wins over Top 50 RPI teams Western Kentucky (83-56 on Nov. 1) and South Dakota State (73-53 on Dec. 2) as well as a road wins over NDSU (71-58 on Dec. 4), Valpo (67-50 on Dec. 31) and Indiana State (81-62 on Feb. 6). MSU also has three neutral victories over Manhattan (Nov. 21), FAU (Nov. 22) and Valparaiso (March 1).

Dixon, Kreklow Cap Notable Free Throw Streaks

Junior guards **Jarred Dixon** (Kansas City, Mo.) and **Ryan Kreklow** (Columbia, Mo.) each had extensive free throw streaks headed into the 2017-18 campaign. Kreklow made **24** straight foul shots from Jan. 24 to Nov. 28, 2017. Dixon entered the season with **23** straight makes, but missed his first attempt of this season to cap the streak from Feb. 9 to Nov. 15, 2017.

Charitable Beginnings

Missouri State's exhibition game at Kansas State on Oct. 21 was added via special permission from the NCAA to benefit the American Red Cross' hurricane relief efforts. The game at Bramlage Coliseum in Manhattan attracted more than 2,500 fans and raised more than \$15,000 to help victims of natural disasters in Texas, Florida and Puerto Rico.

Big Bear

Tanveer Bhullar (Sr., Etobicoke, Canada), a fifth-year transfer from New Mexico State, is the tallest player ever to play basketball at Missouri State. At 7-foot-2, the veteran is at least three inches taller than every other MSU player this season. He is the brother of 7-5 Sim Bhullar, who became the first player of Indian descent to play in the NBA when he made his pro debut with the Sacramento Kings (2013-14).

Every Day is Game Day for Kreklow Family

To say that Bears' junior **Ryan Kreklow** (G, Columbia, Mo.) comes from an athletic family would be an understatement. His parents Wayne (head coach) and Susan (asst. coach) are volleyball coaches at Missouri where they have each had stints as head coach and co-head coaches over the last 19 seasons together. Wayne was named 2016 SEC Coach of the Year.

Ryan's older sister, Ali, just finished her senior season for the volleyball Tigers at Mizzou, while his older brother, Ricky, played college basketball at Missouri, California and Creighton.

Before his volleyball coaching days, Wayne Kreklow was an All-American basketball player at Drake and was later a member of the NBA World Championship Boston Celtics in 1980-81. His mom was also a college volleyball player at Missouri State before her highly-touted coaching career.

Returning Award Winners

In addition to first-team selection **Alize Johnson**, two other Bears earned MVC accolades last year.

Obediah Church (Springfield, Ill.) was on the MVC All-Defensive Team after he blocked a league-high 74 shots last season (2.39 per game) which ranked 21st nationally. He also pulled down 5.8 rebounds per game and accumulated 16 steals. He and Dixon were also MVC All-Freshman Team picks in 2016.

Jarred Dixon (Kansas City, Mo.) earned MVC All-Bench Team laurels after he averaged 8.6 points per game as a sophomore with 23 appearances in reserve. He finished the season with a 2.0 assist-per game average and snagged 26 steals.

Success on Signing Day

On Nov. 8, MSU received a National Letter of Intent on Nov. 8 from **Kabir Mohammed (F, 6-5, 225, Jr., Lagos, Nigeria, Fort Washington (Md.) NCA, San Jacinto College)** for 2018-19:

Mohammed averaged 10.8 points and 8.3 rebounds as a freshman for coach Scott Gernander at San Jacinto College in Pasadena, Texas last season. He was an All-Region honorable mention pick as part of a 33-2 club that claimed the Region 14 title in 2016-17 and advanced to the NJCAA national tournament. He was also on the San Jacinto Dean's List as well as earning NABC Academic Excellence national honors. As a high school senior at National Christian Academy in Fort Washington, Md., Mohammed logged 18.1 points and 12.3 rebounds per game for an Eagles team that won the Beltway League title and finished 27-2 overall and 10-0 in the region. He was an all-conference pick for coach Trevor Brown in 2016 and eclipsed 1,000 career points. He posted a 25-point, 28-rebound game against Bull City Prep (11/28/15) as one of two 20-20 games his senior year before earning his school's valedictorian laurels.

Missouri Valley Conference Preseason Poll

| | |
|------------------------------|-----|
| 1. Missouri State (30) | 381 |
| 2. UNI (8) | 337 |
| 3. Loyola (1) | 321 |
| 4. Illinois State (1) | 256 |
| 5. Southern Illinois | 226 |
| 6. Valparaiso | 214 |
| 7. Bradley | 182 |
| 8. Indiana State | 116 |
| 9. Evansville | 88 |
| 10. Drake | 79 |

First-place votes in parentheses

As selected by head coaches, SIDs, and media.

Preseason All-MVC Team

Preseason Player of the Year

Alize Johnson, Missouri State

Preseason All-MVC First Team

Alize Johnson, Missouri State

Donte Ingram, Loyola

Brenton Scott, Indiana State

Bennett Koch, Northern Iowa

Reed Timmer, Drake

Aundre Jackson, Loyola

Preseason All-MVC Second Team

Thik Bol, Southern Illinois

Darrell Brown, Bradley

Klint Carlson, Northern Iowa

Phil Fayne, Illinois State

Ryan Taylor, Evansville

Tevonn Walker, Valparaiso

Bears Hotline Radio Show

Bears Hotline, a weekly radio show featuring head coach Paul Lusk, airs Mondays at 7 p.m., throughout the season on Jock 98.7 FM. The show runs from Nov. 20 through March 12 with no show on Dec. 25 or Jan. 1. Bears Hotline is hosted by Art Hains and originates from Houlihans North (2431 N. Glenstone, Springfield), inside the DoubleTree Hotel.

Bears Basketball Rewind TV Show

Beginning Dec. 2, Bears Basketball Rewind with Paul Lusk will air on KOLR-10 TV (Saturdays at 6:30 p.m.) and KOZL-TV (Saturdays at 12 p.m., Sundays at 9:30 p.m., and Mondays at 4:30 a.m.). The show is hosted by Dan Lucy and will include 13 episodes, concluding Feb. 24.

Coors Player of the Week

| Week of | Opponents | Player |
|---------|---------------------------------|------------------|
| Nov. 5 | at WKU | J.T. Miller |
| Nov. 12 | SU, NDSU | Alize Johnson |
| Nov. 19 | Gulf Coast, EU | Alize Johnson |
| Nov. 26 | CSU, at SDSU | Ryan Kreklow |
| Dec. 3 | at NDSU, Hampton | Alize Johnson |
| Dec. 10 | at ORU | Jarrid Rhodes |
| Dec. 17 | Wright St., Loyola | Alize Johnson |
| Dec. 31 | at Valpo, UNI | Alize Johnson |
| Jan. 7 | at Ill.St., at UE | Ronnie Rousseau |
| Jan. 14 | Ind. St., Valpo, at Drake | Jarred Dixon |
| Jan. 21 | at Bradley, SIU | Jarrid Rhodes |
| Jan. 28 | Ill. State, at Loyola | Mustafa Lawrence |
| Feb. 4 | at Ind. St., UE | Obediah Church |
| Feb. 11 | at SIU | Jarrid Rhodes |
| Feb. 18 | DU, BU, at UNI | Jarred Dixon |
| Feb. 25 | MVC Tourney | — |



Exit Polls

For the first time since joining the Missouri Valley Conference in 1990-91, the Bears are the league's preseason favorite to win the regular-season title, according to a preseason poll of Valley coaches, media and communications professionals. MSU received 30 of the possible 40 first-place votes -- and 381 points in all -- followed by UNI (337), Loyola (321), Illinois State (256) and Southern Illinois (226) to round out the 10-team league's upper division.

MSU was picked second in 2010-11, the only time the Bears have won the MVC regular-season crown.

Sitting This One Out

Four Missouri State players are sitting out the 2017-18 for various reasons. Newcomers **Darian Scott** (Fr., Las Vegas, Nev.) and **James Byrd II** (Jr., Kansas City, Mo.) are redshirting this season, while transfer **Jarred Ridder** (Fr., Springfield, Mo.) is sitting out this campaign as his year in residence, per NCAA transfer rules. Finally, **Greg Williams** (So., Houston, Texas) has not played or dressed out this season due to numerous medical procedures he has undergone in the past two years.

Bears Basketball History

The Bears have an all-time record of **1656-976** (.629) in their 106th season and are **672-459** (.594) in their 36th season since making the move to Division I in 1982-83.

Now in their 10th season at JQH Arena, the Bears are **111-52** (.681) all-time at the 11,000-seat facility.

During the Division I era, MSU has made NCAA Tournament appearances in 1987, 1988, 1989, 1990, 1992, and 1999. With NCAA Tournament wins over Wisconsin and Tennessee, the 1999 Bears advanced to the NCAA Sweet 16 for the first time in program history. The Bears have appeared in the National Invitation Tournament nine times -- 1986, 1991, 1993, 1997, 2000, 2005, 2006, 2007 and 2011. The 1986, 1993 and 2006 squads all reached the NIT quarterfinals. In 2010, MSU earned the CollegeInsider.com Postseason Tournament championship and in 2014 made their second CIT appearance in five years.

The Bears hold the distinction of having four of the 25 best RPI ratings ever to be left out of NCAA Tournament as at-large selections. The 2005-06 squad had the 21st-best RPI on Selection Sunday, while the 2006-07 team was No. 36 the following year, both of which resulted in Tournament snubs. MSU's 1999-2000 squad was ranked No. 34 a year after its Sweet 16 run and was left out of the big dance.

MSU won NAIA national championship titles in 1952 and 1953 under the late coach Bob Vanatta, while making six NAIA national tournament trips from 1939-1954. MSU also appeared in the NCAA Division II Tournament 10 times, finishing as national runners-up four times -- 1959, 1967, 1969 and 1974.

MSU has won 24 regular-season conference titles, including the 2010-11 MVC championship. The Bears have also recorded 28 seasons of 20 or more victories, including 15 in the Division I era.

Preseason Player of the Year

Missouri State senior forward **Alize Johnson** (Williamsport, Pa.) was named Missouri Valley Conference preseason player of the year during the league's media day event in St. Louis on October 24.

Johnson is just the second MSU player -- and first since Kyle Weems in 2011-12 -- to be named as the Valley's top player in the preseason.

Last season, Johnson averaged 14.8 points and a league-best 10.6 rebounds per game to earn All-MVC first-team honors and MVC Newcomer of the Year distinction. The transfer from Frank Phillips (Texas) College tabulated 17 double-doubles as a junior, which ranked 15th among all DI players.

Missouri State University

Missouri State University is a public, comprehensive university system with a mission in public affairs, whose purpose is to develop educated persons while achieving five goals: democratizing society, incubating new ideas, imagining Missouri's future, making Missouri's future, and modeling ethical and effective behavior.

With a record enrollment of 26,216 (fall 2017), MSU is the second-largest institution for higher learning in Missouri, and its identity is distinguished by its statewide mission in public affairs. This mission requires a campus-wide commitment to foster competence and responsibility in the common vocation of citizenship. MSU is a selective admissions, graduate-level, teaching and research institution. MSU competes at the NCAA Division I level and is a member of the Missouri Valley Conference.

Notable Missouri State alums include: Ryan Howard (2009 NLCS MVP, first baseman, Philadelphia Phillies), John Goodman (actor), Kathleen Turner (actress), Deidre Goodwin (actress), David Glass (owner, Kansas City Royals), John Q. Hammons (businessman, hotel developer), Bob Holden (43rd governor of Missouri), Bill Mueller (2003 American League batting champ), and Jackie Stiles (Hall of Famer and former Division I women's basketball all-time career scoring leader).

Missouri State Quick Facts

Missouri State University

Location.....Springfield, Mo.
 Founded.....1905
 Enrollment.....26,216 (fall 2017)
 Nickname.....Bears
 Colors.....Maroon & White
 President.....Clifton M. Smart III
 Alma Mater.....Tulane, 1983
 Website.....MissouriState.edu

MSU Athletics

National Affiliation.....NCAA Division I
 Conference Affiliation.....Missouri Valley
 Director of Athletics.....Kyle Moats
 Alma Mater.....SIU Edwardsville, 1988
 Athletics Phone.....(417) 836-5244
 Faculty Athletics Representative.....Dr. Jim Hutter
 Alma Mater.....Missouri State, 1984
 Web Site.....MissouriStateBears.com

Tickets

Tickets by Phone.....(417) 836-7678 or
(888) 476-7849
www.MissouriStateBears.com/Tickets
 Main Ticket Location.....JQH Arena
Old Missouri Bank Ticket Window

JQH Arena

First Game.....Nov. 22, 2008
 Capacity.....11,000
 All-Time Home Record.....111-52 (10th season)
 Press Row.....(417) 836-8145
 Media Entry/Will Call.....NE Ramp/Security Entry

Athletics Communications

Director (Men's Basketball).....Rick Kindhart
 Main Office.....(417) 836-5402
 Direct Line.....(417) 836-4585
 Cell Phone.....(417) 849-5865
 Email.....RKindhart@MissouriState.edu
 Assistant Directors.....Ben Adamson, Eric Doennig
 Graduate Assts.....Shannon Carrico, Emily McMillan
 Social Media Manager.....Bridgette Robles
 Shipping Address.....HSC, Suite 300
901 S. National Ave.
Springfield, MO 65897
 Connect.....Facebook.com/MissouriStBears
@MissouriStBears | #MSUBears
@MSUBearsHoops | @CoachPaulLusk

Team Information

2016-17 Overall Record.....17-16
 Home.....11-6
 Road.....4-8
 Neutral Sites.....2-2
 Conference Record (Finish).....7-11 (16th)
 Starters Returning/Lost.....4/1
 Returning Starters (GS).....Alize Johnson (33),
Jarrid Rhodes (27), Obediah Church (26),
Ronnie Rousseau III (14).
 Letterwinners Returning/Lost.....5/6
 Newcomers.....8

MSU Basketball History

First Year of Basketball.....1908-09
 All-Time Record.....1656-976 (.629) (106th season)
 Division I Record.....672-459 (.594) (36th season)
 NCAA Appearances (Recent).....6 (1999)
 NCAA Tournament Record.....3-6
 NIT Appearances (Recent).....9 (2011)
 NIT Record.....10-9
 CIT Appearances (Recent).....2 (2014)
 CIT Record.....4-1
 Last Postseason Opponent.....Murray State (CIT, L 63-66)

Coaches and Staff

Basketball Office Phone.....(417) 836-4136
 Best Time to Reach.....Contact SID
 Head Coach.....Paul Lusk
 Alma Mater.....Southern Illinois, 1995
 Record at Missouri State.....106-120 (7th season)
 Career Record.....108-143 (8th season)
 Associate Head Coach.....Corey Gipson (3rd season)
 Alma Mater.....Austin Peay, 2004
 Assistant Coach.....Matt Sligh (3rd season)
 Alma Mater.....Covenant (Ga.) College, 2012
 Assistant Coach.....Keith Pickens (2nd season)
 Alma Mater.....Missouri State, 2013
 Basketball Operations.....Cody Seidel
 Alma Mater.....Missouri State, 2012
 Strength & Conditioning Coach.....Brice Cox
 Athletic Trainer.....Tyler Landgraf
 Managers.....Collin Dimitroff, Jordan Scott,
Al Mohamed, Devin Diaz, Drew Klein,
Jonathan Livengood, Colin Riesmeyer,
Tanner Bencomo, Tanner Forrest, Jarrett Paoni

Missouri State™

2017-18 Missouri State Numerical Roster

| No. | Name | Pos. | Ht. | Wt. | Yr. | Hometown (High School) | Previous School |
|-----|---------------------|------|------|-----|------|--|--|
| 0 | Abdul Fofana | F | 6-7 | 207 | So. | Bobo Dioulasso, Burkina Faso (St. Exupery Secondary) | Dakota College |
| 1 | Mustafa Lawrence | G | 6-0 | 186 | Fr. | Newark, N.J. (Essex County Vocational) | Forest Trail (N.C.) Prep School |
| 2 | Reggie Scurry | F | 6-5 | 213 | Jr. | Atlanta, Ga. (North Clayton High) | Northern Oklahoma Tonkawa College |
| 3 | James Byrd II | G | 6-1 | 185 | Jr. | Kansas City, Mo. (Park Hill South High) | Metro (KC) Community College-Penn Valley |
| 5 | Obediah Church** | F | 6-7 | 225 | Jr. | Springfield, Ill. (Springfield High) | -- |
| 11 | Jarred Dixon** | G | 6-4 | 171 | Jr. | Kansas City, Mo. (Lee's Summit West High) | -- |
| 13 | Greg Williams | G | 6-6 | 180 | RFr. | Houston, Texas (Home School) | -- |
| 14 | Ronnie Rousseau III | G | 5-10 | 163 | Sr. | Cincinnati, Ohio (Winton Woods High) | State Fair (Mo.) Community College |
| 15 | Jarrid Rhodes* | F | 6-6 | 185 | Sr. | Palmetto, Fla. (Palmetto High) | Northern Oklahoma Tonkawa College |
| 20 | Ryan Kreklow** | G | 6-4 | 186 | Jr. | Columbia, Mo. (Rock Bridge High) | -- |
| 21 | Ross Owens | G | 6-4 | 191 | So. | Woodlawn, Ill. (Woodlawn High) | -- |
| 23 | J.T. Miller | G | 6-3 | 190 | Sr. | Clinton, N.C. (Mt. Zion Academy) | Howard University |
| 24 | Alize Johnson* | F | 6-9 | 203 | Sr. | Williamsport, Pa. (St. John Neumann High) | Frank Phillips (Texas) College |
| 25 | Darian Scott | C | 6-11 | 200 | Fr. | Las Vegas, Nev. (Centennial High) | -- |
| 34 | Tanveer Bhullar | C | 7-2 | 278 | Sr. | Etobicoke, Ontario, Canada (Fr. Henry Carr Catholic) | New Mexico State University |
| 35 | Jared Ridder | F | 6-8 | 215 | Fr. | Springfield, Mo. (Kickapoo High) | Xavier University |

* Number of letters earned at Missouri State † Official heights and weights were taken in game shoes (6/15/17)

Head Coach: Paul Lusk (Southern Illinois, 1995) 7th year

Associate Head Coach: Corey Gipson (Austin Peay, 2004), 3rd year

Assistant Coaches: Matt Sligh (Covenant [Ga.] College, 2005), 3rd year; Keith Pickens (Missouri State, 2013), 2nd year.

Director of Basketball Operations: Cody Seidel (Missouri State, 2012), 9th year (3rd year as DOBO)

Athletic Trainer: Tyler Landgraf (Iowa State, 2000), 9th year

Strength Coach: Brice Cox (Culver-Stockton, 2008), 2nd year



2017-18 Overall Season Statistics (18-14)

| No. | Player | G-GS | Min | Ave | FG-A | Pct | 3FG-A | Pct | FT-A | Pct | OR-DR | Reb | Ave | PF-D | A | TO | BS | ST | Pts | Ave |
|----------------|---------------------|---|------|-------|----------|------|---------|------|---------|------|---------|-------|------|--------|-----|-----|-----|-----|------|------|
| 24 | Alize Johnson | 32-32 | 991 | 31.0 | 169-394 | .429 | 41-144 | .285 | 110-145 | .759 | 102-271 | 373 | 11.7 | 67-0 | 90 | 70 | 13 | 15 | 489 | 15.3 |
| 15 | Jarrid Rhodes | 32-32 | 970 | 30.3 | 118-273 | .432 | 63-159 | .396 | 37-42 | .881 | 39-93 | 132 | 4.1 | 60-0 | 46 | 33 | 6 | 18 | 336 | 10.5 |
| 11 | Jarred Dixon | 32-19 | 919 | 28.7 | 107-254 | .421 | 30-76 | .395 | 40-54 | .741 | 21-68 | 89 | 2.8 | 59-0 | 72 | 44 | 11 | 23 | 284 | 8.9 |
| 02 | Reggie Scurry | 21-2 | 359 | 17.1 | 74-147 | .503 | 2-9 | .222 | 36-54 | .667 | 37-51 | 88 | 4.2 | 52-2 | 3 | 22 | 19 | 5 | 186 | 8.9 |
| 23 | J.T. Miller | 31-15 | 650 | 21.0 | 106-223 | .475 | 11-36 | .306 | 32-49 | .653 | 23-86 | 109 | 3.5 | 60-0 | 39 | 52 | 7 | 16 | 255 | 8.2 |
| 05 | Obediah Church | 31-30 | 729 | 23.5 | 86-131 | .656 | 0-1 | .000 | 37-66 | .561 | 71-102 | 173 | 5.6 | 71-0 | 40 | 42 | 60 | 15 | 209 | 6.7 |
| 14 | Ronnie Rousseau III | 26-12 | 577 | 22.2 | 51-145 | .352 | 21-69 | .304 | 16-30 | .533 | 6-30 | 36 | 1.4 | 47-0 | 41 | 32 | 1 | 10 | 139 | 5.3 |
| 20 | Ryan Kreklow | 32-10 | 630 | 19.7 | 46-153 | .301 | 32-110 | .291 | 37-40 | .925 | 9-53 | 62 | 1.9 | 63-0 | 47 | 28 | 5 | 23 | 161 | 5.0 |
| 01 | Mustafa Lawrence | 21-8 | 259 | 12.3 | 32-84 | .381 | 24-61 | .393 | 12-14 | .857 | 5-18 | 23 | 1.1 | 30-0 | 19 | 12 | 0 | 12 | 100 | 4.8 |
| 34 | Tanveer Bhullar | 23-0 | 194 | 8.4 | 29-67 | .433 | 0-1 | .000 | 7-15 | .467 | 22-30 | 52 | 2.3 | 37-0 | 13 | 20 | 8 | 5 | 65 | 2.8 |
| 21 | Ross Owens | 13-0 | 78 | 6.0 | 6-22 | .273 | 3-19 | .158 | 0-0 | .000 | 1-6 | 7 | 0.5 | 7-0 | 2 | 7 | 1 | 2 | 15 | 1.2 |
| 00 | Abdul Fofana | 13-0 | 68 | 5.2 | 4-9 | .444 | 0-0 | .000 | 3-5 | .600 | 4-12 | 16 | 1.2 | 13-0 | 1 | 5 | 1 | 4 | 11 | 0.8 |
| Team | | (Deadball rebounds: MSU - 71, Opponents - 95) | | | | | | | | | | 40-46 | 86 | 2.8 | 0 | 6 | | | | |
| Missouri State | | 32 | 6425 | 200.8 | 828-1902 | .435 | 227-685 | .331 | 367-514 | .714 | 380-866 | 1246 | 38.9 | 566-2 | 413 | 373 | 132 | 148 | 2250 | 70.3 |
| Opponents | | 32 | 6425 | 200.8 | 751-1838 | .409 | 222-676 | .328 | 406-562 | .722 | 292-762 | 1054 | 32.9 | 526-11 | 363 | 319 | 101 | 174 | 2130 | 66.6 |

| Date | Site | Att. | Opponent | W/L | Score | Record | Point Leader | Rebound Leader | Assist Leader |
|-------|------|-------|--------------------------|-----|----------|--------|------------------------------|--------------------|--------------------------------------|
| 10/21 | Away | 2,501 | Kansas State (exh.) | L | 62-78 | --- | Rhodes 20 | Bhullar 9 | Church, Miller 2 |
| 11/1 | Home | 3,926 | Southwest Baptist (exh.) | W | 83-56 | --- | Rhodes 14 | Rhodes, Miller 6 | Rousseau 3 |
| 11/10 | Away | 5,241 | Western Kentucky | W | 85-80 | 1-0 | Miller 14 | Johnson, Miller 8 | Rhodes 4 |
| 11/15 | Home | 4,876 | Southern University | W | 86-58 | 2-0 | Miller 16 | Johnson 14 | Johnson 5 |
| 11/17 | Home | 4,703 | North Dakota State | L | 54-57 | 2-1 | Johnson 23 | Johnson 20 | Rousseau 1 |
| 11/20 | Neut | 823 | Georgia Southern # | L | 73-74 | 2-2 | Johnson, Miller 17 | Johnson 14 | Johnson 4 |
| 11/21 | Neut | 841 | Manhattan # | W | 69-65 | 3-2 | Johnson 17 | Rhodes 7 | Rhodes 5 |
| 11/22 | Neut | 868 | Florida Atlantic# | W | 71-60 | 4-2 | Johnson, Rhodes 14 | Johnson 8 | Johnson, Miller 4 |
| 11/24 | Home | 3,485 | Evangel | W | 80-48 | 5-2 | Dixon 13 | Church 10 | Kreklow 4 |
| 11/28 | Home | 4,895 | Colorado State % | W | 77-67 | 6-2 | Kreklow 20 | Church 8 | Dixon 5 |
| 12/2 | Neut | 2,001 | South Dakota State ^ | W | 73-53 | 7-2 | Johnson 20 | Johnson 14 | Dixon 4 |
| 12/4 | Away | 1,704 | North Dakota State | W | 71-58 | 8-2 | Johnson 21 | Johnson 10 | Johnson, Kreklow, Miller, Rousseau 2 |
| 12/8 | Home | 4,612 | Hampton | W | 88-75 | 9-2 | Dixon, Johnson 17 | Johnson 12 | Dixon, Rousseau 4 |
| 12/10 | Away | 2,331 | Oral Roberts | L | 66-73 | 9-3 | Rhodes 14 | Johnson 7 | Dixon 7 |
| 12/19 | Home | 3,123 | Wright State | W | 66-50 | 10-3 | Church 13 | Johnson 14 | Johnson 4 |
| 12/22 | Home | 4,583 | Loyola Chicago* | W | 64-59 | 11-3 | Johnson 24 | Johnson 11 | Kreklow 5 |
| 12/31 | Away | 2,440 | Valparaiso* | W | 67-50 | 12-3 | Rhodes 15 | Johnson 12 | Johnson 4 |
| 1/4 | Home | 4,934 | Northern Iowa* | W | 62-55 | 13-3 | Johnson 24 | Johnson 20 | Rousseau 2 |
| 1/7 | Away | 4,344 | Illinois State* | L | 68-72 | 13-4 | Johnson, Miller, Rousseau 16 | Johnson 12 | Church 3 |
| 1/10 | Away | 3,237 | Evansville* | L | 55-64 | 13-5 | Johnson 16 | Johnson 14 | Dixon 5 |
| 1/14 | Home | 4,137 | Indiana State* | W | 76-73 | 14-5 | Johnson 21 | Johnson 16 | Johnson, Kreklow, Miller 2 |
| 1/17 | Home | 4,876 | Valparaiso* | W | 64-57 | 15-5 | Johnson 24 | Johnson 17 | Rhodes 3 |
| 1/20 | Away | 3,647 | Drake* | L | 58-61 | 15-6 | Dixon, Rhodes 15 | Johnson 11 | Dixon 4 |
| 1/23 | Away | 5,041 | Bradley* | L | 52-72 | 15-7 | Rhodes, Rousseau | Church 9 | Rousseau 4 |
| 1/27 | Home | 6,724 | Southern Illinois* | L | 77-79 | 15-8 | Johnson 29 | Johnson 12 | Dixon 7 |
| 1/30 | Home | 4,545 | Illinois State* | L | 60-76 | 15-9 | Lawrence, Johnson, Miller 12 | Johnson 10 | Dixon, Kreklow 2 |
| 2/3 | Away | 3,592 | Loyola Chicago* | L | 75-97 | 15-10 | Lawrence 19 | Johnson 9 | Johnson 5 |
| 2/6 | Away | 4,040 | Indiana State* | W | 81-62 | 16-10 | Johnson 28 | Church 9 | Johnson 5 |
| 2/10 | Home | 3,358 | Evansville* | W | 72-55 | 17-10 | Miller 16 | Church, Johnson 13 | Johnson 7 |
| 2/14 | Away | 4,285 | Southern Illinois* | L | 80-81 or | 17-11 | Rhodes 21 | Johnson 16 | Johnson 5 |
| 2/18 | Home | 4,859 | Drake* | L | 63-67 | 17-12 | Johnson, Miller 14 | Johnson 16 | Lawrence 8 |
| 2/21 | Home | 4,054 | Bradley* | L | 78-82 | 17-13 | Dixon 24 | Johnson 11 | Johnson 6 |
| 2/24 | Away | 4,834 | Northern Iowa* | L | 56-71 | 17-14 | Dixon 14 | Church 13 | Johnson 5 |
| 3/1 | Neut | 4,852 | Valparaiso \$ | W | 83-79 | 18-14 | Johnson 22 | Johnson 19 | Johnson 6 |
| 3/2 | Neut | | Southern Illinois \$ | | | | | | |

(Exh.) exhibition games (1-1); @ Gulf Coast Showcase, Estero, Fla. (2-1, 5th); % Mountain West-MVC Challenge (1-0); ^ Sioux Falls, S.D.; \$ MVC Tournament, Scottrade Center, St. Louis (1-0); () AP rankings. MSU is 18-14 overall, 10-5 home, 4-8 away, 4-1 neutral, 0-1 overtime, 7-11 MVC, 11-3 non-conference (includes 1-0 in MVC Tournament), 6-2 November, 6-1 December, 3-6 January, 2-5 February, 1-0 March. 2-3 Sunday, 1-1 Monday, 4-2 Tuesday, 3-3 Wednesday, 2-0 Thursday, 4-1 Friday, 2-4 Saturday.

* MVC games (7-11 Overall, 5-4 at Home; 2-7 Away);

Attendance: Home - 67,764 in 15 dates (4,518); Road - 44,736 in 12 dates (3,728); Neutral - 9,385 in 5 dates (1,877); Total - 121,885 in 32 dates (3,809).

Missouri State Miscellaneous Statistics

MSU Scoring Margin: +3.8; MSU Rebound Margin: +6.0.

Double-Figure Scoring Games (102): Johnson 26, Rhodes 20, Miller 15, Dixon 13, Scurry 8, Church 7, Lawrence 5, Kreklow 4, Rousseau 4, Opponents 95.

20-Point Games (15): Johnson 10, Rhodes 3, Dixon 1, Kreklow 1; Opponents: 15. 30-Point Games (0): none. Opponents 0.

Double-Figure Rebound Games (26): Johnson 22, Church 3, Miller 1; Opponents 8.

Double-Figure Scoring-Rebound Games (22): Johnson 20, Church 1, Miller 1; Opponents 5.

Games Leading MSU in Scoring: Johnson 18, Miller 7, Rhodes 6, Dixon 5, Lawrence 2, Rousseau 2, Church 1, Kreklow 1.

Games Leading MSU in Rebounding: Johnson 26, Church 6, Miller 1, Rhodes 1.

Games Leading MSU in Assists: Johnson 14, Dixon 8, Rousseau 5, Kreklow 5, Miller 3, Rhodes 3, Church 1, Lawrence 1.

| Margin | 1 | 2 | 3 | 4 | 5 | 6 | 7 | 8 | 9 | 10 | 11 | 12 | 13 | 14 | 15 | 16 | 17 | 18 | 19 | 20 | 21 | 22 | 28 | 32 |
|--------|---|---|---|---|---|---|---|---|---|----|----|----|----|----|----|----|----|----|----|----|----|----|----|----|
| Wins | - | - | 1 | 2 | 2 | - | 2 | - | - | 1 | 1 | - | 2 | - | - | 1 | 2 | - | 1 | 1 | - | - | 1 | 1 |
| Losses | 2 | 1 | 2 | 3 | - | - | 1 | - | 1 | - | - | - | - | - | 1 | 1 | - | - | - | 1 | - | 1 | - | - |

2017-18 MVC-Only Statistics (7-11, t7th)

| No. | Player | G-GS | Min | Ave | FG-A | Pct | 3FG-A | Pct | FT-A | Pct | OR-DR | Reb | Ave | PF-D | A | TO | BS | ST | Pts | Ave |
|----------------|---------------------|---|------|-------|----------|------|---------|------|---------|------|---------|-------|------|-------|-----|-----|----|-----|------|------|
| 24 | Alize Johnson | 18-18 | 592 | 32.9 | 95-223 | .426 | 29-89 | .326 | 66-87 | .759 | 57-161 | 218 | 12.1 | 34-0 | 52 | 40 | 10 | 12 | 285 | 15.8 |
| 15 | Jarrid Rhodes | 18-18 | 565 | 31.4 | 68-159 | .428 | 36-96 | .375 | 25-26 | .962 | 23-43 | 66 | 3.7 | 34-0 | 22 | 18 | 3 | 10 | 197 | 10.9 |
| 11 | Jarred Dixon | 18-11 | 538 | 29.9 | 63-155 | .406 | 19-56 | .339 | 29-38 | .763 | 11-39 | 50 | 2.8 | 36-0 | 38 | 22 | 6 | 12 | 174 | 9.7 |
| 02 | Reggie Scurry | 8-2 | 160 | 20.0 | 24-61 | .393 | 0-3 | .000 | 16-28 | .571 | 13-24 | 37 | 4.6 | 27-1 | 2 | 9 | 9 | 3 | 64 | 8.0 |
| 23 | J.T. Miller | 18-7 | 376 | 20.9 | 57-127 | .449 | 7-26 | .269 | 13-22 | .591 | 11-46 | 57 | 3.2 | 37-0 | 17 | 40 | 6 | 8 | 134 | 7.4 |
| 01 | Mustafa Lawrence | 12-7 | 198 | 16.5 | 27-68 | .397 | 21-50 | .420 | 8-10 | .800 | 4-11 | 15 | 1.3 | 24-0 | 13 | 10 | 0 | 8 | 83 | 6.9 |
| 05 | Obediah Church | 17-16 | 407 | 23.9 | 46-73 | .630 | 0-1 | .000 | 20-32 | .625 | 34-56 | 90 | 5.3 | 41-0 | 25 | 28 | 30 | 11 | 112 | 6.6 |
| 14 | Ronnie Rousseau III | 15-6 | 305 | 20.3 | 25-83 | .301 | 11-46 | .239 | 7-16 | .438 | 2-13 | 15 | 1.0 | 23-0 | 17 | 16 | 0 | 5 | 68 | 4.5 |
| 20 | Ryan Kreklow | 18-5 | 308 | 17.1 | 14-61 | .230 | 12-48 | .250 | 16-18 | .889 | 4-25 | 29 | 1.6 | 31-0 | 26 | 9 | 3 | 7 | 56 | 3.1 |
| 34 | Tanveer Bhullar | 11-0 | 84 | 7.6 | 12-23 | .522 | 0-0 | .000 | 0-0 | .000 | 11-12 | 23 | 2.1 | 16-0 | 7 | 5 | 6 | 3 | 24 | 2.2 |
| 21 | Ross Owens | 9-0 | 54 | 6.0 | 3-14 | .214 | 2-13 | .154 | 0-0 | .000 | 0-4 | 4 | 0.4 | 5-0 | 2 | 6 | 0 | 2 | 8 | 0.9 |
| 00 | Abdul Fofana | 6-0 | 38 | 6.3 | 1-2 | .500 | 0-0 | .000 | 1-2 | .500 | 1-5 | 6 | 1.0 | 9-0 | 0 | 3 | 0 | 2 | 3 | 0.5 |
| Team | | (Deadball rebounds: MSU - 37, Opponents - 52) | | | | | | | | | | 29-21 | 50 | 2.9 | 0 | 1 | | | | |
| Missouri State | | 18 | 3625 | 201.4 | 435-1049 | .415 | 137-428 | .320 | 201-279 | .720 | 200-460 | 660 | 36.7 | 317-1 | 221 | 207 | 73 | 83 | 1208 | 67.1 |
| Opponents | | 18 | 3625 | 201.4 | 434-1010 | .430 | 121-369 | .328 | 244-322 | .758 | 150-448 | 598 | 33.2 | 296-6 | 213 | 171 | 49 | 107 | 1233 | 68.5 |

| Date | Site | Att. | Opponent | W/L | Score | Record | Point Leader | Rebound Leader | Assist Leader |
|-------|------|-------|--------------------|-----|-------|--------|------------------------------|--------------------|----------------------------|
| 12/22 | Home | 4,583 | Loyola Chicago* | W | 64-59 | 1-0 | Johnson 24 | Johnson 11 | Kreklow 5 |
| 12/31 | Away | 2,440 | Valparaiso* | W | 67-50 | 2-0 | Rhodes 15 | Johnson 12 | Johnson 4 |
| 1/4 | Home | 4,934 | Northern Iowa* | W | 62-55 | 3-0 | Johnson 24 | Johnson 20 | Rousseau 2 |
| 1/7 | Away | 4,344 | Illinois State* | L | 68-72 | 3-1 | Johnson, Miller, Rousseau 16 | Johnson 12 | Church 3 |
| 1/10 | Away | 3,237 | Evansville* | L | 55-64 | 3-2 | Johnson 16 | Johnson 14 | Dixon 5 |
| 1/14 | Home | 4,137 | Indiana State* | W | 76-73 | 4-2 | Johnson 21 | Johnson 16 | Johnson, Kreklow, Miller 2 |
| 1/17 | Home | 4,876 | Valparaiso* | W | 64-57 | 5-2 | Johnson 24 | Johnson 17 | Rhodes 3 |
| 1/20 | Away | 3,647 | Drake* | L | 58-61 | 5-3 | Dixon, Rhodes 15 | Johnson 11 | Dixon 4 |
| 1/23 | Away | 5,041 | Bradley* | L | 52-72 | 5-4 | Rhodes, Rousseau | Church 9 | Rousseau 4 |
| 1/27 | Home | 6,724 | Southern Illinois* | L | 77-79 | 5-5 | Johnson 29 | Johnson 12 | Dixon 7 |
| 1/30 | Home | 4,545 | Illinois State* | L | 60-76 | 5-6 | Lawrence, Johnson, Miller 12 | Johnson 10 | Dixon, Kreklow 2 |
| 2/3 | Away | 3,592 | Loyola Chicago* | L | 75-97 | 5-7 | Lawrence 19 | Johnson 9 | Johnson 5 |
| 2/6 | Away | 4,040 | Indiana State* | W | 81-62 | 6-7 | Johnson 28 | Church 9 | Johnson 5 |
| 2/10 | Home | 3,358 | Evansville* | W | 72-55 | 7-7 | Miller 16 | Church, Johnson 13 | Johnson 7 |
| 2/14 | Away | 4,285 | Southern Illinois* | L | 80-81 | 7-8 | Rhodes 21 | Johnson 16 | Johnson 5 |
| 2/18 | Home | 4,859 | Drake* | L | 63-67 | 7-9 | Johnson, Miller 14 | Johnson 16 | Lawrence 8 |
| 2/21 | Home | 4,054 | Bradley* | L | 78-82 | 7-10 | Dixon 24 | Johnson 11 | Johnson 6 |
| 2/24 | Away | 4,834 | Northern Iowa* | L | 56-71 | 7-11 | Dixon 14 | Church 13 | Johnson 5 |

MSU is 7-11 in MVC games (5-4 at Home; 2-7 Away); 0-1 overtime, 2-0 December, 3-6 January, 2-5 February, 0-0 March. 2-2 Sunday, 0-0 Monday, 1-2 Tuesday, 1-3 Wednesday, 1-0 Thursday, 1-0 Friday, 1-4 Saturday. Attendance: Home - 42,070 in 9 dates (4,674); Road - 35,460 in 9 dates (3,940); Total - 77,530 in 18 dates (4,307).

Missouri State Miscellaneous Statistics

MSU Scoring Margin: -1.4; MSU Rebound Margin: +3.4

Double-Figure Scoring Games (55): Johnson 15, Rhodes 11, Dixon 10, Miller 7, Lawrence 5, Rousseau 3, Scurry 2, Church 2, Kreklow 1. Opponents 57.

20-Point Games (9): Johnson 6, Rhodes 2, Dixon 1; Opponents: 9. 30-Point Games (0): none. Opponents 0.

Double-Figure Rebound Games (17): Johnson 14, Church 2, Miller 1; Opponents 5.

Double-Figure Scoring-Rebound Games (13): Johnson 12, Miller 1; Opponents 3.

Games Leading MSU in Scoring: Johnson 10, Rhodes 4, Miller 4, Dixon 3, Lawrence 2, Rousseau 2.

Games Leading MSU in Rebounding: Johnson 15, Church 4.

Games Leading MSU in Assists: Johnson 8, Dixon 4, Kreklow 3, Rousseau 2, Church 1, Lawrence 1, Miller 1, Rhodes 1.

2018 MVC Tournament Totals

| No. | Player | G-GS | Min | Ave | FG-A | Pct | 3FG-A | Pct | FT-A | Pct | OR-DR | Reb | Ave | PF-D | A | TO | BS | ST | Pts | Ave |
|----------------|------------------|---|-----|-------|-------|------|-------|------|-------|-------|-------|-----|------|------|----|----|----|----|-----|------|
| 24 | Alize Johnson | 1-1 | 36 | 36.0 | 8-18 | .444 | 1-3 | .333 | 5-7 | .714 | 8-11 | 19 | 19.0 | 2-0 | 6 | 2 | 0 | 0 | 22 | 22.0 |
| 15 | Jarrid Rhodes | 1-1 | 35 | 35.0 | 6-10 | .600 | 4-6 | .667 | 4-4 | 1.000 | 1-5 | 6 | 6.0 | 3-0 | 1 | 1 | 1 | 0 | 20 | 20.0 |
| 20 | Ryan Kreklow | 1-0 | 17 | 17.0 | 3-6 | .500 | 1-4 | .250 | 4-4 | 1.000 | 0-0 | 0 | 0.0 | 2-0 | 0 | 0 | 1 | 0 | 11 | 11.0 |
| 05 | Obediah Church | 1-1 | 27 | 27.0 | 3-6 | .500 | 0-0 | .000 | 1-2 | .500 | 3-4 | 7 | 7.0 | 3-0 | 1 | 1 | 3 | 0 | 7 | 7.0 |
| 34 | Tanveer Bhullar | 1-0 | 12 | 12.0 | 3-6 | .500 | 0-0 | .000 | 1-3 | .333 | 0-2 | 2 | 2.0 | 4-0 | 0 | 1 | 0 | 1 | 7 | 7.0 |
| 11 | Jarred Dixon | 1-1 | 36 | 36.0 | 3-9 | .333 | 1-2 | .500 | 0-0 | .000 | 1-3 | 4 | 4.0 | 1-0 | 1 | 3 | 1 | 0 | 7 | 7.0 |
| 01 | Mustafa Lawrence | 1-1 | 16 | 16.0 | 1-4 | .250 | 0-2 | .000 | 4-4 | 1.000 | 0-1 | 1 | 1.0 | 2-0 | 1 | 0 | 0 | 0 | 6 | 6.0 |
| 23 | J.T. Miller | 1-0 | 21 | 21.0 | 1-5 | .200 | 0-0 | .000 | 1-3 | .333 | 3-1 | 4 | 4.0 | 1-0 | 3 | 0 | 0 | 1 | 3 | 3.0 |
| Team | | (Deadball rebounds: MSU - 1, Opponents - 4) | | | | | | | | | | 2-0 | 2 | 2.0 | 0 | 0 | | | | |
| Missouri State | | 1 | 200 | 200.0 | 28-64 | .438 | 7-17 | .412 | 20-27 | .741 | 18-27 | 45 | 45.0 | 18-0 | 13 | 8 | 6 | 2 | 83 | 83.0 |
| Opponents..... | | 1 | 200 | 200.0 | 25-55 | .455 | 10-19 | .526 | 19-25 | .760 | 5-24 | 29 | 29.0 | 22-0 | 16 | 6 | 5 | 3 | 79 | 79.0 |

| Date | Site | Att. | Opponent | W/L | Score | Record | Point Leader | Rebound Leader | Assist Leader |
|------|------|-------|----------------------|-----|-------|--------|--------------|----------------|---------------|
| 3/1 | Neut | 4,852 | Valparaiso \$ | W | 83-79 | 1-0 | Johnson 22 | Johnson 19 | Johnson 6 |
| 3/2 | Neut | | Southern Illinois \$ | | | | | | |

2017-18 Season Superlatives

| MSU Game Highs | | Individual | Team |
|-----------------------------------|-------|---|--|
| Points | 29 | Alize Johnson, vs. Southern Illinois (1/27/18) | 88 vs. Hampton (12/8/17) |
| Points, Half | 20 | Alize Johnson, vs. Valparaiso (1/17/18) 2nd | 49 vs. Southern University (11/15/17) 1st |
| Field Goals Made | 10 | Alize Johnson, vs. Southern Illinois (1/27/18) | 34 vs. Hampton (12/8/17) 1st |
| Field Goal Attempts | 21 | Alize Johnson, vs. North Dakota State (11/17/17) | 69 at Western Kentucky (11/10/17) |
| Field Goal Percentage (min 5 FG) | 1.000 | Obediah Church (5-5), at Western Kentucky (11/10/17) | .557 vs. Southern University (11/15/17) |
| (min10 FG) | .526 | J.T. Miller (5-5), vs. Southern U. (11/15/17) | at Western Kentucky (34-61) (11/10/17) |
| 3 Pt Field Goals Made | 6 | Alize Johnson (10-19), vs. Southern Illinois (1/27/18) | 13 vs. Hampton (12/8/17) |
| 3 Pt FG Attempts | 10 | Jarred Dixon, vs. Bradley (2/21/18) | 33 at Bradley (1/23/18) |
| 3 Pt FG Percentage (min. 3 3FG) | 1.000 | Alize Johnson, vs. Loyola Chicago (12/22/17) | .684 vs. Hampton (13-19) (12/8/17) |
| Free Throws Made | 8 | Jarrod Rhodes (4-4), vs. South Dakota State (12/2/17) | 23 vs. Colorado State (11/28/17) |
| Free Throw Attempts | 10 | Alize Johnson, vs. Northern Iowa (1/4/18) | 29 vs. Colorado State (11/28/17) |
| Free Throw Percentage (min 5 FTA) | 1.000 | Alize Johnson, vs. North Dakota State (11/17/17) | vs. Indiana State (1/14/18) |
| Rebounds | 23 | Alize Johnson (7-7), vs. Manhattan (11/21/17) | .923 at Southern Illinois (12-13) (2/14/18) |
| Offensive Rebounds | 8 | Alize Johnson (7-7), vs. Evansville (2/10/18) | 1.000 at UNI (11-11) (2/24/18) |
| Assists | 8 | Alize Johnson, vs. North Dakota State (11/17/17) | 51 vs. Southern University (11/15/17) |
| Turnovers | 6 | Alize Johnson, vs. Northern Iowa (1/4/18) | vs. Northern Iowa (1/4/18) |
| Blocked Shots | 5 | Alize Johnson, vs. Valparaiso (3/1/18) | 20 vs. Southern University (11/15/17) |
| Steals | 3 | Mustafa Lawrence, vs. Drake (2/18/18) | 19 vs. South Dakota State (12/2/17) |
| Fouls | ---- | Alize Johnson, at Illinois State (1/7/18) | vs. Hampton (12/8/17) |
| | | | 18 at Western Kentucky (11/10/17) |
| | | | at Illinois State (1/7/18) |
| | | | 12 at Indiana State (2/6/18) |
| | | | 9 vs. Evangel (11/24/17) |
| | | | 31 at Western Kentucky (11/10/17) |
| Opponent Game Highs | | Individual | Team |
| Points | 29 | Jermaine Marrow, vs. Hampton (12/8/17) | 97 at Loyola (2/3/18) |
| Points, Half | 22 | Tevonn Walker, vs. Valparaiso (3/1/18) 2nd | 52 at Loyola (2/3/18) 1st |
| Field Goals Made | 10 | Jermaine Marrow, vs. Hampton (12/8/17) | 39 at Loyola (2/3/18) |
| Field Goal Attempts | 24 | Sean Lloyd, at Southern Illinois (2/14/18) | 70 at Southern Illinois (2/14/18) |
| Field Goal Percentage (min 5 FG) | .875 | Justin Washington, vs. Evangel (11/24/17) | .638 vs. Southern Illinois (30-47) (1/27/18) |
| (min10 FG) | .588 | Cameron Krutwig (7-8), vs. Loyola Chicago (12/22/17) | |
| 3 Pt Field Goals Made | 6 | Sean Lloyd (10-17), at Southern Illinois (2/14/18) | 11 vs. Hampton (12/8/17) |
| 3 Pt FG Attempts | 12 | Nate Kennell, vs. Bradley (2/21/18) | vs. Illinois State (1/30/18) |
| 3 Pt FG Percentage (min. 3 3FG) | .800 | Keyshawn Evans, vs. Illinois State (1/30/18) | 32 vs. Illinois State (1/30/18) |
| Free Throws Made | 11 | Gerdarius Troutman (4-5), vs. FAU (11/22/17) | .615 vs. Southern Illinois (8-13) (1/27/18) |
| Free Throw Attempts | 12 | Tyler Smithpeters (4-5), vs. Southern Illinois (1/27/18) | 28 at Western Kentucky (11/10/17) |
| Free Throw Percentage (min 5 FTA) | 1.000 | Darrell Brown, vs. Bradley (2/21/18) | 36 at Western Kentucky (11/10/17) |
| Rebounds | 15 | Darrell Brown, vs. Bradley (2/21/18) | .917 at UNI (2/24/18) |
| Offensive Rebounds | 6 | Dru Smith (8-8), at Evansville (1/10/18) | .875 at Bradley (14-16) (1/23/18) |
| Assists | 8 | Reed Timmer (8-8), at Drake (1/20/18) | 45 vs. Illinois State (1/30/18) |
| Turnovers | 5 | Justin Johnson, at Western Kentucky (11/10/17) | 22 vs. Southern University (11/15/17) |
| Blocked Shots | 5 | Justin Johnson, at Western Kentucky (11/10/17) | 24 at Loyola (2/3/18) |
| Steals | 4 | Sam Kearns, at ORU (12/10/17) & Darrell Brown, at Bradley (1/23/18) | 16 vs. Southern University (11/15/17) & at Valparaiso (12/31/17) |
| Fouls | ---- | Payton Hulsey, vs. FAU (11/22/17) & K.J. Riley, at Evansville (1/10/18) | 7 vs. Manhattan (11/21/17) |
| | | Pauly Paulicap, vs. Manhattan (11/21/17) | 11 at Illinois State (1/7/18) |
| | | Tookie Brown, vs. Georgia Southern (11/20/17) | |
| | | Malik Yarbrough, at Illinois State (1/7/18) | |
| | | Dru Smith, at Evansville (1/10/18) | |
| | | | 25 vs. Northern Iowa (1/4/18) |
| Team Lows | | Missouri State | Opponents |
| Points | 52 | at Bradley (1/23/18) | 48 vs. Evangel (11/24/17) |
| Points, Half | 21 | vs. Illinois State (1/30/18) 1st | 16 vs. Wright State (12/19/17) 1st |
| Field Goals Made | 18 | at Bradley (1/23/18) | 16 at Valparaiso (12/31/17) |
| Field Goal Attempts | 51 | vs. Loyola Chicago (12/22/17) | 46 at Valparaiso (12/31/17) |
| Field Goal Percentage | .316 | at Bradley (18-57) (1/23/18) | .281 vs. Wright State (18-64) (12/19/17) |
| 3 Pt Field Goals Made | 1 | vs. North Dakota State (11/17/17) | 3 vs. South Dakota State (12/2/17) |
| 3 Pt FG Attempts | 11 | vs. Manhattan (11/21/17) | vs. Loyola Chicago (12/22/17) |
| 3 Pt FG Percentage | .059 | vs. North Dakota State (1-17) (11/17/17) | at Drake (1/20/18) |
| Free Throws Made | 4 | vs. South Dakota State (12/2/17) | 11 at Evansville (1/10/18) |
| Free Throw Attempts | 6 | vs. South Dakota State (12/2/17) | .115 at Drake (3-26) (1/20/18) |
| Free Throw Percentage | .438 | vs. Drake (7-16) (2/18/18) | 4 vs. Evangel (11/24/17) |
| Rebounds | 22 | vs. Southern Illinois (1/27/18) | 7 vs. Evangel (11/24/17) |
| Assists | 1 | at Loyola (2/3/18) | .500 vs. Southern University (9-18), (11/15/17) |
| Turnovers | 7 | vs. North Dakota State (11/17/17) | vs. Wright State (8-16) (12/19/17) |
| Blocked Shots | 0 | vs. Drake (2/18/18) | 22 vs. Evansville (2/10/18) |
| Steals | 1 | at Southern Illinois (2/14/18) | 5 at Valparaiso (12/31/17) |
| Fouls | 11 | at UNI (2/24/18) | 5 at Bradley (1/23/18) |
| | | vs. Evangel (11/24/17) | 1 done 4 times, last at UNI (2/24/18) |
| | | vs. Drake (2/18/18) | 1 vs. Drake (2/18/18) |
| | | vs. FAU (11/22/17) | 12 vs. FAU (11/22/17) |
| | | vs. Drake (2/18/18) | at Evansville (1/10/18) |
| | | | at UNI (2/24/18) |

* Missouri State record

2017-18 Game-by-Game Statistics

Individual Game-by-Game Stats

| Opponent | | 0-Fofana P-R-A | 1-Lawrence P-R-A | 2-Scurry P-R-A | 3-Byrd P-R-A | 5-Church P-R-A | 11-Dixon P-R-A | 14-Rousseau P-R-A | 15-Rhodes P-R-A | 20-Kreklow P-R-A | 21-Owens P-R-A | 23-Miller P-R-A | 24-Johnson P-R-A | 25-Scott P-R-A | 34-Bhullar |
|----------|-------------------------|-------------------|---------------------|-------------------|-----------------|-------------------|-------------------|----------------------|--------------------|---------------------|-------------------|--------------------|---------------------|-------------------|------------|
| 11/10 | at Western Kentucky | 0-0-0 | 3-0-1 | 12-5-0 | DNP | *11-2-0 | 0-3-3 | *12-1-1 | * 7-4-4 | * 7-1-1 | DNP | 14-8-1 | *13-8-2 | DNP | 6-4-0 |
| 11/15 | Southern University | 2-4-0 | 2-2-1 | 6-3-0 | DNP | *4-7-2 | 5-2-1 | *8-2-4 | *13-3-1 | *11-5-1 | 0-1-0 | 16-1-1 | *10-14-5 | DNP | 9-7-1 |
| 11/17 | North Dakota State | DNP | DNP | 9-4-0 | DNP | *4-5-0 | 5-2-0 | *5-0-1 | * 2-7-0 | * 6-3-0 | DNP | 0-0-0 | *23-20-0 | DNP | 0-0-0 |
| 11/20 | vs. Ga. Southern # | 0-1-0 | DNP | 8-4-0 | DNP | *3-2-3 | 6-3-0 | *7-2-0 | *11-5-1 | *5-1-1 | DNP | 17-6-3 | *17-14-4 | DNP | DNP |
| 11/21 | vs. Manhattan# | DNP | DNP | 8-2-0 | DNP | *12-6-1 | 5-2-0 | *8-3-2 | *0-7-5 | 5-1-3 | DNP | *12-4-2 | *17-5-1 | DNP | 2-0-0 |
| 11/22 | vs. Fla. Atlantic# | DNP | DNP | 8-3-0 | DNP | *4-6-1 | 10-4-3 | *7-1-0 | *14-5-3 | 2-4-1 | DNP | *10-5-4 | *14-8-4 | DNP | 2-3-0 |
| 11/24 | Evangel | 4-4-1 | 3-4-2 | 10-5-0 | DNP | *10-10-1 | *13-0-3 | INJ | *4-3-1 | 8-6-4 | 5-0-0 | *10-6-1 | *9-6-3 | DNP | 4-5-2 |
| 11/28 | Colorado State % | DNP | 3-1-1 | 12-4-1 | DNP | *10-8-1 | *9-5-5 | 7-1-4 | *9-5-0 | 20-1-0 | DNP | *3-5-0 | *0-4-1 | DNP | 4-1-0 |
| 12/2 | vs. South Dakota St. | DNP | DNP | 14-4-0 | DNP | *6-6-0 | *8-3-4 | 0-3-3 | *12-1-3 | 5-6-3 | DNP | *8-2-2 | *20-14-2 | DNP | 0-0-2 |
| 12/4 | at North Dakota St. | 0-0-0 | 0-0-0 | 13-7-0 | DNP | *5-6-0 | *7-2-1 | 8-4-2 | *11-5-0 | 2-2-2 | DNP | *4-4-2 | *21-10-2 | DNP | 0-0-0 |
| 12/8 | Hampton | 0-0-0 | 0-0-0 | 9-2-0 | DNP | *5-5-2 | *17-2-4 | 3-3-4 | *10-4-2 | 9-2-1 | 0-0-0 | *11-2-3 | *17-12-2 | DNP | 7-5-1 |
| 12/10 | at Oral Roberts | DNP | 0-0-0 | 11-6-0 | DNP | *4-5-0 | *9-3-7 | DND | *14-5-2 | 6-0-3 | DNP | *13-5-0 | *9-7-2 | DNP | 0-2-0 |
| 12/19 | Wright State | 2-1-0 | 0-0-0 | 2-2-0 | DNP | *13-8-3 | *9-4-2 | 6-1-3 | *12-6-1 | *8-1-1 | 2-2-0 | DNP | *12-14-4 | DNP | DNP |
| 12/22 | Loyola Chicago* | 0-1-0 | DNP | 18-7-0 | DNP | *3-0-0 | *3-0-3 | 2-2-0 | *2-3-1 | *10-5-5 | DNP | 2-0-1 | *24-11-2 | SUSP | SUSP |
| 12/31 | at Valparaiso* | 0-0-0 | 0-1-0 | 9-6-0 | DNP | *10-4-1 | *10-4-3 | 2-2-3 | *15-1-0 | *3-3-2 | 0-0-0 | 7-2-0 | *11-12-4 | DNP | SUSP |
| 1/4 | Northern Iowa* | 1-3-0 | DNP | 4-6-0 | DNP | *2-7-0 | *2-2-1 | 3-1-2 | *9-2-0 | *4-2-1 | DNP | 13-6-1 | *24-20-1 | DNP | SUSP |
| 1/7 | at Illinois State* | 0-0-0 | DNP | 5-4-0 | DNP | *1-2-3 | *5-1-1 | 16-0-2 | *9-1-2 | *0-1-1 | DNP | 16-11-1 | *16-12-2 | DNP | SUSP |
| 1/10 | at Evansville* | 2-1-0 | 0-0-0 | 10-2-0 | DNP | INJ | *6-2-5 | 9-1-0 | *10-5-1 | *0-1-4 | DNP | 0-3-3 | *16-14-0 | DNP | 2-0-0 |
| 1/14 | Indiana State* | 0-1-0 | DNP | *3-1-1 | DNP | 9-2-0 | *15-3-1 | *7-2-0 | *6-3-0 | 9-0-2 | DNP | 6-4-2 | *21-16-2 | DNP | DNP |
| 1/17 | Valparaiso* | DNP | DNP | 7-5-1 | DNP | *8-6-1 | *12-3-0 | *4-1-0 | *5-6-3 | 3-3-1 | 0-0-0 | 1-1-1 | *24-17-2 | DNP | DNP |
| 1/20 | at Drake* | DNP | DNP | 8-6-0 | DNP | *4-1-0 | *15-2-4 | *0-2-3 | *15-8-0 | 3-4-2 | 0-0-0 | 11-2-2 | *2-11-1 | DNP | DNP |
| 1/23 | at Bradley* | INJ | 2-0-0 | INJ | DNP | *8-9-2 | *6-6-1 | *10-1-4 | *10-4-0 | 4-3-2 | 5-2-1 | 0-1-1 | *7-5-0 | DNP | 0-0-1 |
| 1/27 | Southern Illinois* | INJ | 0-0-0 | INJ | DNP | *4-3-3 | *12-2-7 | *13-0-0 | *17-2-1 | 2-1-2 | 0-1-0 | 0-0-0 | *29-12-4 | DNP | 0-1-0 |
| 1/30 | Illinois State* | INJ | 12-2-1 | INJ | DNP | *9-5-1 | *2-4-2 | *0-2-1 | *7-3-1 | 2-2-2 | DNP | 12-6-1 | *12-10-1 | DNP | 4-4-0 |
| 2/3 | at Loyola Chicago* | INJ | *19-2-2 | INJ | DNP | *8-1-1 | 4-3-2 | 2-0-1 | *11-2-2 | 0-0-0 | 0-1-0 | *15-4-0 | *14-9-5 | DNP | 2-0-1 |
| 2/6 | at Indiana State* | INJ | *5-0-0 | INJ | DNP | *8-9-2 | 13-4-1 | 0-1-1 | *11-5-2 | 6-2-1 | 0-0-0 | *6-5-2 | *28-8-5 | DNP | 4-4-2 |
| 2/10 | Evansville* | INJ | *12-3-0 | INJ | DNP | *9-13-1 | 6-3-1 | 0-0-0 | *11-6-2 | 3-0-0 | DNP | *16-3-1 | *11-13-7 | DNP | 4-2-2 |
| 2/14 | at Southern Illinois* | INJ | *11-3-1 | INJ | DNP | *8-4-1 | 15-1-1 | 0-0-0 | *21-5-1 | 0-2-0 | DNP | *8-1-0 | *15-16-5 | DNP | 2-4-1 |
| 2/18 | Drake* | INJ | *8-2-8 | INJ | DNP | *10-4-2 | 10-4-2 | INJ | *7-5-1 | 0-0-0 | DNP | *14-4-0 | *14-16-0 | DNP | 0-3-0 |
| 2/21 | Bradley* | INJ | *11-2-1 | INJ | DNP | *7-7-3 | 24-4-2 | INJ | *20-1-4 | 2-0-0 | 0-0-0 | *4-3-0 | *6-11-6 | DNP | 4-4-0 |
| 2/24 | at Northern Iowa* | INJ | *3-0-0 | INJ | DNP | *4-13-4 | 14-2-1 | DNP | *11-4-1 | 5-0-1 | 3-0-1 | *3-1-1 | *11-5-5 | DNP | 2-1-0 |
| 3/1 | vs. Valparaiso \$ | INJ | *6-1-1 | INJ | DNP | *7-7-1 | *7-4-1 | DNP | *20-6-1 | 11-0-0 | DNP | 3-4-3 | *22-19-6 | DNP | 7-2-0 |
| 3/2 | vs. Southern Illinois\$ | | | | | | | | | | | | | | |

Pts-Reb-Ass.

Team Game-by-Game Stats

| MISSOURI STATE | | | | | | | | | | OPPONENTS | | | | | | |
|----------------|--------------------------|--------------|---------------|--------------|--------|----|----|-------|--|--------------|--------------|--------------|--------|----|----|--|
| Date | Opponent | FG% (fg-fga) | FT% (ft-fa) | 3FG%(m-a) | OR-Reb | PF | TO | SCORE | | FG% (fg-fga) | FT% (ft-fa) | 3FG%(m-a) | OR-Reb | PF | TO | |
| 11/10 | at Western Kentucky | .557 (34-61) | .611 (11-18) | .462 (6-13) | 11-38 | 31 | 18 | 85-80 | | .393 (22-56) | .778 (28-36) | .381 (8-21) | 13-34 | 19 | 15 | |
| 11/15 | Southern University | .449 (31-69) | .652 (15-23) | .375 (9-24) | 20-51 | 20 | 9 | 86-58 | | .299 (20-67) | .500 (9-18) | .429 (9-21) | 22-41 | 18 | 16 | |
| 11/17 | North Dakota State | .328 (20-61) | .684 (13-19) | .059 (1-17) | 14-42 | 17 | 8 | 54-57 | | .393 (22-56) | .583 (7-12) | .300 (6-20) | 7-36 | 15 | 12 | |
| 11/20 | vs. Georgia Southern # | .483 (28-58) | .765 (13-17) | .222 (4-18) | 11-42 | 17 | 17 | 73-74 | | .418 (28-67) | .615 (8-13) | .357 (10-28) | 12-35 | 17 | 8 | |
| 11/21 | vs. Manhattan # | .436 (24-55) | .800 (20-25) | .091 (1-11) | 12-37 | 19 | 11 | 69-65 | | .434 (23-53) | .733 (11-15) | .421 (8-19) | 7-29 | 23 | 14 | |
| 11/22 | vs. Fla. Atlantic# | .460 (29-63) | .750 (9-12) | .333 (4-12) | 17-45 | 13 | 15 | 71-60 | | .356 (21-59) | .813 (13-16) | .313 (5-16) | 13-31 | 12 | 12 | |
| 11/24 | Evangel | .500 (33-66) | .500 (6-12) | .400 (8-20) | 13-50 | 11 | 12 | 80-48 | | .317 (20-63) | .572 (4-7) | .211 (4-19) | 7-29 | 13 | 12 | |
| 11/28 | Colorado State % | .434 (23-53) | .793 (23-29) | .333 (8-24) | 11-36 | 24 | 15 | 77-67 | | .359 (23-64) | .708 (17-24) | .174 (4-23) | 17-41 | 24 | 12 | |
| 12/2 | vs. South Dakota State | .484 (30-62) | .667 (4-6) | .375 (9-24) | 11-41 | 15 | 8 | 73-53 | | .356 (21-59) | .667 (8-12) | .125 (3-24) | 9-30 | 9 | 7 | |
| 12/4 | at North Dakota State | .475 (29-61) | .667 (6-9) | .389 (7-18) | 12-42 | 12 | 12 | 71-58 | | .396 (21-53) | .727 (8-11) | .296 (8-27) | 4-26 | 13 | 8 | |
| 12/8 | Hampton | .485 (32-66) | .786 (11-14) | .684 (13-19) | 10-40 | 14 | 11 | 88-75 | | .429 (27-63) | .833 (10-12) | .524 (11-21) | 5-29 | 14 | 8 | |
| 12/10 | at Oral Roberts | .456 (26-57) | .700 (7-10) | .292 (7-24) | 12-35 | 18 | 10 | 66-73 | | .531 (26-49) | .522 (12-23) | .450 (9-20) | 6-26 | 14 | 7 | |
| 12/19 | Wright State | .464 (26-56) | .571 (8-14) | .375 (8-14) | 8-42 | 20 | 11 | 66-50 | | .281 (18-64) | .500 (8-16) | .207 (6-29) | 15-40 | 17 | 11 | |
| 12/22 | Loyola Chicago* | .431 (22-51) | .571 (12-21) | .421 (8-19) | 9-32 | 18 | 12 | 64-59 | | .442 (23-52) | .714 (10-14) | .200 (3-15) | 7-30 | 17 | 10 | |
| 12/31 | at Valparaiso* | .390 (23-59) | .867 (13-15) | .286 (8-28) | 12-40 | 20 | 9 | 67-50 | | .348 (16-46) | .650 (13-20) | .263 (5-19) | 7-31 | 18 | 16 | |
| 1/4 | Northern Iowa* | .370 (20-54) | .667 (18-27) | .250 (4-16) | 17-51 | 17 | 13 | 62-55 | | .377 (20-53) | .579 (11-19) | .222 (4-18) | 4-26 | 25 | 6 | |
| 1/7 | at Illinois State* | .463 (25-54) | .692 (9-13) | .333 (9-27) | 13-40 | 23 | 18 | 68-72 | | .404 (23-57) | .800 (20-25) | .286 (6-21) | 8-27 | 16 | 6 | |
| 1/10 | at Evansville* | .362 (21-58) | .857 (6-7) | .318 (7-22) | 9-31 | 21 | 13 | 55-64 | | .458 (22-48) | .696 (16-23) | .364 (4-11) | 9-38 | 12 | 14 | |
| 1/14 | Indiana State* | .463 (25-54) | .690 (20-29) | .316 (6-19) | 10-33 | 19 | 11 | 76-73 | | .426 (23-54) | .739 (17-23) | .345 (10-29) | 8-29 | 20 | 10 | |
| 1/17 | Valparaiso* | .429 (24-56) | .579 (11-19) | .238 (5-21) | 12-43 | 15 | 15 | 64-57 | | .355 (22-62) | .600 (9-15) | .190 (4-21) | 13-37 | 19 | 11 | |
| 1/20 | at Drake* | .358 (24-67) | .714 (5-7) | .294 (5-17) | 12-40 | 19 | 8 | 58-61 | | .345 (20-58) | .857 (18-21) | .115 (3-26) | 11-43 | 13 | 10 | |
| 1/23 | at Bradley* | .316 (18-57) | .615 (8-13) | .242 (8-33) | 17-35 | 15 | 11 | 52-72 | | .448 (26-58) | .875 (14-16) | .316 (6-19) | 14-39 | 18 | 5 | |
| 1/27 | Southern Illinois* | .472 (25-53) | .889 (16-18) | .407 (11-27) | 5-22 | 19 | 8 | 77-79 | | .638 (30-47) | .547 (11-17) | .615 (8-13) | 3-26 | 14 | 10 | |
| 1/30 | Illinois State* | .323 (21-65) | .700 (14-20) | .174 (4-23) | 16-39 | 13 | 10 | 60-76 | | .413 (26-63) | .813 (13-16) | .344 (11-32) | 15-45 | 21 | 12 | |
| 2/3 | at Loyola Chicago* | .509 (27-53) | .750 (12-16) | .429 (9-21) | 4-22 | 15 | 12 | 75-97 | | .609 (39-64) | .818 (9-11) | .500 (10-20) | 8-33 | 13 | 9 | |
| 2/6 | at Indiana State* | .485 (32-66) | .750 (6-8) | .344 (11-32) | 8-42 | 16 | 10 | 81-62 | | .302 (19-63) | .824 (14-17) | .357 (10-28) | 12-39 | 13 | 13 | |
| 2/10 | Evansville* | .458 (27-59) | .706 (12-17) | .286 (6-21) | 17-45 | 18 | 13 | 72-55 | | .373 (19-51) | .722 (13-18) | .308 (4-13) | 3-22 | 20 | 9 | |
| 2/14 | at Southern Illinois* | .452 (28-62) | .923 (12-13) | .414 (12-29) | 9-40 | 17 | 17 | 80-81 | | .443 (31-70) | .846 (11-13) | .421 (8-19) | 8-33 | 15 | 6 | |
| 2/18 | Drake* | .388 (26-67) | .438 (7-16) | .182 (4-22) | 11-41 | 11 | 7 | 63-67 | | .410 (25-61) | .818 (9-11) | .348 (8-23) | 6-39 | 15 | 9 | |
| 2/21 | Bradley* | .452 (28-62) | 1.000 (9-9) | .433 (13-30) | 10-34 | 23 | 11 | 78-82 | | .462 (24-52) | .806 (25-31) | .429 (9-21) | 9-32 | 15 | 9 | |
| 2/24 | at Northern Iowa* | .365 (19-52) | 1.000 (11-11) | .333 (7-21) | 9-30 | 18 | 9 | 56-71 | | .510 (26-51) | .917 (11-12) | .381 (8-21) | 5-29 | 12 | 6 | |
| 3/1 | vs. Valparaiso \$ | .438 (28-64) | .741 (20-27) | .412 (7-17) | 18-45 | 18 | 8 | 83-79 | | .463 (25-44) | .760 (19-25) | .556 (10-18) | 5-29 | 22 | 6 | |
| 3/2 | vs. Southern Illinois \$ | | | | | | | | | | | | | | | |

*MVC game; @ Las Vegas Classic; \$ MVC Tournament; OR - Offensive Rebounds; Reb - Total Rebounds; PF - Personal Fouls; TO - Turnovers

Breaking Down the Bears

Missouri State Record When:

| | |
|--|-------|
| Controlling the Tip | 10-8 |
| Opponents Control Tip | 8-6 |
| Scoring First | 15-6 |
| Opponents Score First | 3-8 |
| Leading at Half | 16-3 |
| Trailing at Half | 2-11 |
| Tied at the Half | 0-0 |
| Leading with 5:00 Left | 17-2 |
| Trailing with 5:00 Left | 1-12 |
| Tied with 5:00 Left | 0-0 |
| In Overtime | 0-1 |
| When Outrebounding Opponents | 17-8 |
| When Outrebounded by Opponents | 1-6 |
| When Rebounds are Same | 0-0 |
| When MSU Commits More Turnovers | 12-8 |
| When Opponents Commit More Turnovers | 4-6 |
| When Turnovers are Same | 2-0 |
| When MSU Shoots 50% or Better | 2-1 |
| When MSU Shoots Less than 50% | 16-13 |
| When Opponents Shoot 50% or Better | 0-4 |
| When Opponents Shoot Less than 50% | 18-10 |
| When MSU Shoots Better than Opp | 15-4 |
| When Opponents Shoot Better than MSU | 3-10 |
| When MSU Shoots 40% or Better from 3pt | 5-4 |
| When MSU Shoots Less than 40% from 3pt | 13-10 |
| When Opp. Shoots 40% or Better from 3pt | 4-5 |
| When Opp. Shoots Less than 40% from 3pt | 14-9 |
| When MSU Shoots Better than Opp. from 3pt | 11-3 |
| When Opp. Shoots Better than MSU from 3pt | 7-11 |
| When MSU has More FT Attempts | 10-6 |
| When Opponents have More FT Att | 8-7 |
| When Free Throw Attempts are Same | 0-1 |
| When MSU Shoots 80% or Better FT | 2-5 |
| When MSU Shoots Less than 80% FT | 16-9 |
| When Opponents Shoot 80% or Better FT | 3-9 |
| When Opponents Shoot Less than 80% FT | 15-5 |
| When MSU Shoots Better than Opp. from Line | 5-7 |
| When Opp. Shoots Better than MSU from Line | 12-7 |
| When Teams Shoot Same from Line | 1-0 |
| When MSU Bench Outscores Opp | 14-8 |
| When Opponents Bench Outscores MSU | 4-6 |
| When Bench Points are Same | 0-1 |
| Following an MSU Win # | 12-5 |
| Following an MSU Loss # | 5-9 |
| # Season opener (won) not factored in | |
| When 0 Players in Double Figures | 0-0 |
| When 1 Player in Double Figures | 0-1 |
| When 2 Players in Double Figures | 3-1 |
| When 3 Players in Double Figures | 8-8 |
| When 4 Players in Double Figures | 6-4 |
| When 5 or More Players in Double Figures | 1-0 |
| In White Uniforms (8-3 home, 2-0 neutral) | 10-3 |
| In Black Uniforms (0-1 home, 3-4 away, 2-1 neut) | 5-6 |
| In Alternate White Uniforms (2-1 home) | 2-1 |
| In Maroon Uniforms (1-4 away, 0-0 neutral) | 1-4 |
| In November | 6-2 |
| In December | 6-1 |
| In January | 3-6 |
| In February | 2-5 |
| In March | 1-0 |
| Day | 5-7 |
| Night | 13-7 |

| | |
|--------------------|-----|
| On Sunday | 2-3 |
| On Monday | 1-1 |
| On Tuesday | 4-2 |
| On Wednesday | 3-3 |
| On Thursday | 2-0 |
| On Friday | 4-1 |
| On Saturday | 2-4 |

Team Misc. Stats:

Jump Balls Controlled

| | |
|----------------------|----|
| Missouri State | 18 |
| Opponents | 14 |

Dunks

| | |
|----------------------|----|
| Missouri State | 74 |
| Opponents | 42 |

Charges Drawn

| | |
|----------------------|----|
| Missouri State | 29 |
| Opponents | 32 |

Points in Paint

| | |
|----------------------|----------------|
| Missouri State | 944 (29.5 ppg) |
| Opponents | 812 (25.4 ppg) |

Points Off Turnovers

| | |
|----------------------|----------------|
| Missouri State | 336 (10.5 ppg) |
| Opponents | 396 (12.4 ppg) |

Second-Chance Points

| | |
|----------------------|----------------|
| Missouri State | 363 (11.3 ppg) |
| Opponents | 305 (9.5 ppg) |

Fast-Break Points

| | |
|----------------------|---------------|
| Missouri State | 166 (5.2 ppg) |
| Opponents | 101 (3.2 ppg) |

Bench Scoring

| | |
|----------------------|------------------------------|
| Missouri State | 698 / 2250 (21.8 ppg, 31.0%) |
| Opponents | 521 / 2130 (16.3 ppg, 24.5%) |

Point Distribution

| | |
|------------------|------------------------|
| Seniors | 1284 (40.1 ppg, 57.1%) |
| Juniors | 840 (26.3 ppg, 37.3%) |
| Sophomores | 26 (0.8 ppg, 1.2%) |
| Freshmen | 100 (3.1 ppg, 4.4%) |
| Total | 2250 (70.3 ppg) |

Technical Fouls

| | |
|-------------------------------------|---|
| Missouri State (career total) | 4 |
| Tanveer Bhullar (1) | 1 |
| Alize Johnson (1) | 1 |
| Ryan Kreklow (2) | 1 |
| Ronnie Rousseau III (1) | 1 |
| Opponents | 2 |

Technical Free Throws

| | |
|----------------------|-------------|
| Missouri State | 2-2 1.000 |
| Ryan Kreklow | 2-2 1.000 |
| Opponents | 6-6 1.000 |

3-Second Violation

| | |
|----------------------|---|
| Missouri State | 0 |
| Opponents | 0 |

Shot Clock Expired

| | |
|----------------------|----|
| Missouri State | 7 |
| Opponents | 20 |

Five-Second Violation (in-bounds)

| | |
|----------------------|---|
| Missouri State | 0 |
| Opponents | 0 |

10-Second Violation

| | |
|----------------------|---|
| Missouri State | 0 |
| Opponents | 0 |

Missouri State's First Points

| | |
|------------------|----|
| 3-Pointer | 11 |
| Jumper | 7 |
| Free-Throw | 5 |
| Lay-up | 3 |
| Tip-in | 2 |
| Dunk | 2 |
| Put-Back | 2 |
| Hook Shot | 0 |

By Game Ball

| | |
|----------------|-----------------------------|
| Adidas | 10-5 (10-5 home, 0-0 away) |
| Nike | 6-6 (3-5 away, 3-1 neutral) |
| Wilson | 1-3 (1-3 away) |
| The Rock | 1-0 (1-0 neutral) |



BEARS IN MVC AND NCAA RANKINGS (As of 3/1)

| Category | MVC | NCAA* | Avg. | NCAA Leader | Avg. |
|-----------------------------------|-----|-------|-------|-------------------|------|
| Won-Lost Percentage | 14 | 160 | 54.8 | Virginia | 92.9 |
| Scoring Offense | 7 | 269 | 69.9 | Villanova | 87.5 |
| Scoring Defense | 5 | 34 | 66.2 | Virginia | 52.1 |
| Scoring Margin | 2 | 122 | 3.7 | Cincinnati | 18.6 |
| Field-Goal Percentage | 6 | 243 | 43.5 | Saint Mary's (CA) | 51.6 |
| Field-Goal Percentage Defense | 2 | 27 | 40.7 | Michigan St. | 36.1 |
| Three-Point Field Goals Per Game | 6 | 234 | 7.1 | Savannah St. | 12.4 |
| Three-Point Field-Goal Percentage | 10 | 283 | 32.9 | William & Mary | 43.5 |
| Three Pt FG Defense | 3 | 39 | 32.3 | Grand Canyon | 27.2 |
| Free-Throw Percentage | 5 | 173 | 71.3 | William & Mary | 80.9 |
| Total Rebounds Per Game | 1 | 34 | 38.77 | North Carolina | 43.1 |
| Rebound Margin | 1 | 31 | 5.7 | North Carolina | 11.4 |
| Assists Per Game | 7 | 230 | 12.9 | Michigan St. | 19.9 |
| Assist Turnover Ratio | 3 | 153 | 1.1 | Davidson | 1.76 |
| Blocked Shots Per Game | 2 | 79 | 4.1 | Michigan St. | 7.6 |
| Steals Per Game | 10 | 329 | 4.7 | SFA | 10.6 |
| Turnovers Per Game | 2 | 60 | 11.7 | Virginia | 8.8 |
| Turnover Margin | 10 | 290 | -1.6 | Portland St. | 5.9 |

NCAA rankings out of 351 teams; MVC out of 10 teams; ☐ = Top 50 national rankings.

Breaking Down the Bears

| Opening Tips Won-Lost | Season | Career |
|-----------------------|--------|--------|
| Obediah Church | 16-14 | 45-43 |
| Reggie Scurry | 2-0 | 2-0 |
| Jarrid Rhodes | 0-0 | 3-3 |
| Alize Johnson | 0-0 | 1-0 |

| Overtime Tips Won-Lost | Season | Career |
|------------------------|--------|--------|
| Obediah Church | 1-0 | 5-2 |

| First MSU Points | Season | Career |
|---------------------------|--------|--------|
| Obediah Church | 8 | 10 |
| Alize Johnson | 7 | 14 |
| Jarrid Rhodes | 6 | 13 |
| J.T. Miller | 4 | 4 |
| Jarred Dixon | 2 | 11 |
| Mustafa Lawrence | 2 | 2 |
| Ronnie Rousseau III | 1 | 8 |
| Ryan Kreklow | 1 | 2 |
| Reggie Scurry | 1 | 1 |

| Led Bears in Scoring | Season | Career |
|---------------------------|--------|--------|
| Alize Johnson | 18 | 34 |
| J.T. Miller | 7 | 7 |
| Jarrid Rhodes | 6 | 8 |
| Jarred Dixon | 5 | 11 |
| Ronnie Rousseau III | 2 | 4 |
| Mustafa Lawrence | 2 | 2 |
| Obediah Church | 1 | 3 |
| Ryan Kreklow | 1 | 2 |

| Double-Figure Scoring Games | Season | Career |
|-----------------------------|--------|--------|
| Alize Johnson | 26 | 50 |
| Jarrid Rhodes | 20 | 29 |
| J.T. Miller | 15 | 60 |
| Jarred Dixon | 13 | 40 |
| Reggie Scurry | 8 | 8 |
| Obediah Church | 7 | 20 |
| Mustafa Lawrence | 5 | 5 |
| Ryan Kreklow | 4 | 17 |
| Ronnie Rousseau III | 4 | 12 |
| Tanveer Bhullar | 0 | 6 |

| 20-Point Games | Season | Career |
|---------------------------|--------|--------|
| Alize Johnson | 10 | 19 |
| Jarrid Rhodes | 3 | 3 |
| Jarred Dixon | 1 | 3 |
| Ryan Kreklow | 1 | 1 |
| Ronnie Rousseau III | 0 | 1 |
| J.T. Miller | 0 | 10 |

| Led Bears in Rebounding | Season | Career |
|-------------------------|--------|--------|
| Alize Johnson | 26 | 51 |
| Obediah Church | 6 | 24 |
| Jarrid Rhodes | 1 | 3 |
| J.T. Miller | 1 | 1 |
| Ryan Kreklow | 0 | 1 |
| Jarred Dixon | 0 | 1 |

| Double-Figure Rebounding Games | Season | Career |
|--------------------------------|--------|--------|
| Alize Johnson | 22 | 43 |
| Obediah Church | 3 | 8 |
| J.T. Miller | 1 | 1 |
| Jarrid Rhodes | 0 | 1 |
| Jarred Dixon | 0 | 1 |
| Tanveer Bhullar | 0 | 3 |

| Scoring-Rebounding Double-Doubles | Season | Career |
|-----------------------------------|--------|--------|
| Alize Johnson | 20 | 37 |
| Obediah Church | 1 | 2 |
| J.T. Miller | 1 | 1 |
| Jarred Dixon | 0 | 1 |
| Tanveer Bhullar | 0 | 2 |

| Led Bears in Assists | Season | Career |
|---------------------------|--------|--------|
| Alize Johnson | 14 | 20 |
| Jarred Dixon | 8 | 16 |
| Ronnie Rousseau III | 5 | 10 |
| Ryan Kreklow | 5 | 8 |
| Jarrid Rhodes | 3 | 4 |
| J.T. Miller | 3 | 3 |

2017-18 Missouri State Game-by-Game Misc. Scoring Stats

| Misc. Scoring | In Paint MSU-Opp | Off T/O MSU-Opp | 2nd Ch. MSU-Opp | Fast Brk MSU-Opp | Bench MSU-Opp | Total MSU-Opp | Best Run |
|----------------------------------|---------------------|--------------------|--------------------|---------------------|------------------|------------------|-------------------|
| 11/10 at Western Kentucky..... | 44-26 | 15-18 | 17-21 | 6-4 | 35-29 | 85-80 | 14-0 (+8 to +22) |
| 11/15 Southern University | 32-18 | 19-9 | 18-21 | 12-3 | 40-34 | 86-58 | 16-2 (+9 to +23) |
| 11/17 North Dakota State | 26-30 | 10-4 | 14-10 | 4-2 | 14-17 | 54-57 | 9-0 (-5 to +4) |
| 11/20 vs. Ga. Southern #..... | 42-24 | 7-19 | 15-19 | 15-4 | 31-8 | 73-74 | 15-3 (-13 to -1) |
| 11/21 vs. Manhattan #..... | 42-20 | 15-8 | 11-7 | 15-6 | 20-17 | 69-65 | 12-3 (-9 to +0) |
| 11/22 vs. FAU#..... | 26-18 | 8-11 | 13-11 | 13-6 | 22-17 | 71-60 | 10-2 (+12 to +20) |
| 11/24 Evangel..... | 44-18 | 14-6 | 11-2 | 12-0 | 34-13 | 80-48 | 20-3 (+4 to +21) |
| 11/28 Colorado State %..... | 24-30 | 11-18 | 13-19 | 7-8 | 46-6 | 77-67 | 11-2 (+9 to +18) |
| 12/2 vs. South Dakota St. | 24-30 | 10-7 | 9-6 | 2-2 | 19-9 | 72-53 | 10-2 (+10 to +18) |
| 12/4 at North Dakota State..... | 32-20 | 12-13 | 12-4 | 2-0 | 23-26 | 71-58 | 10-0 (+1 to +11) |
| 12/8 Hampton | 28-20 | 13-18 | 10-5 | 10-4 | 28-20 | 88-75 | 11-0 (+11 to +22) |
| 12/10 at Oral Roberts | 22-26 | 5-9 | 15-7 | 0-2 | 17-10 | 66-73 | 7-0 (+4 to +11) |
| 12/19 Wright State | 32-22 | 12-15 | 6-11 | 2-0 | 12-10 | 66-50 | 13-2 (+5 to +16) |
| 12/22 Loyola Chicago* | 22-36 | 7-16 | 10-7 | 2-0 | 22-8 | 64-59 | 9-1 (+1 to +9) |
| 12/31 at Valparaiso* | 26-20 | 15-11 | 12-2 | 5-2 | 18-17 | 67-50 | 13-0 (+2 to +15) |
| 1/4 Northern Iowa* | 32-26 | 7-15 | 6-2 | 6-2 | 21-4 | 62-55 | 13-1 (+1 to +11) |
| 1/7 at Illinois State* | 26-32 | 7-23 | 13-13 | 10-3 | 37-16 | 68-72 | 10-3 (-8 to -1) |
| 1/10 at Evansville* | 28-24 | 7-11 | 7-6 | 4-2 | 13-18 | 55-64 | 9-3 (-10 to -4) |
| 1/14 Indiana State* | 32-20 | 9-8 | 11-5 | 2-2 | 24-30 | 76-73 | 10-0 (+0 to +10) |
| 1/17 Valparaiso* | 34-34 | 13-19 | 7-13 | 2-8 | 11-18 | 64-57 | 18-3 (-4 to +11) |
| 1/20 at Drake* | 22-22 | 9-8 | 11-9 | 0-5 | 22-14 | 58-61 | 11-0 (-3 to +8) |
| 1/23 at Bradley* | 16-32 | 7-8 | 17-15 | 4-2 | 11-11 | 52-72 | 7-0 (-10 to -3) |
| 1/27 Southern Illinois* | 26-34 | 14-8 | 5-4 | 2-0 | 2-14 | 77-79 | 6-0 (-10 to -4) |
| 1/30 Illinois State* | 30-24 | 10-17 | 11-22 | 4-2 | 30-17 | 60-76 | 11-2 (-25 to -16) |
| 2/3 at Loyola Chicago* | 30-48 | 11-12 | 4-14 | 2-8 | 8-25 | 75-97 | 11-4 (-17 to -10) |
| 2/6 at Indiana State* | 34-10 | 16-7 | 10-15 | 5-10 | 23-6 | 81-62 | 9-0 (+0 to +9) |
| 2/10 Evansville* | 38-16 | 9-15 | 16-3 | 4-6 | 13-9 | 72-55 | 11-0 (+2 to +13) |
| 2/14 at Southern Illinois* | 24-38 | 9-19 | 13-11 | 4-0 | 17-9 | 80-81 | 11-2 (-5 to +4) |
| 2/18 Drake* | 32-24 | 13-4 | 8-2 | 4-0 | 10-27 | 63-67 | 15-2 (-10 to +3) |
| 2/21 Bradley* | 22-26 | 8-10 | 12-6 | 4-8 | 30-8 | 78-82 | 8-1 (+1 to +8) |
| 2/24 at Northern Iowa* | 20-22 | 2-11 | 8-7 | 0-0 | 24-26 | 56-71 | 11-4 (-15 to -8) |
| 3/1 vs. Valparaiso \$ | 32-22 | 10-8 | 18-5 | 2-0 | 21-28 | 83-79 | 7-2 (+1 to +6) |
| Total..... | 944-812 | 336-396 | 363-305 | 166-101 | 698-521 | 2250-2130 | --- |

Largest deficits overcome for victory:

9, vs. Manhattan (11/21/17) down 54-45 with 12:28 remaining 2nd half
 9, vs. Valparaiso (1/17/18) down 13-4 with 13:00 remaining in 1st half
 6, vs. FAU (11/22/17) down 13-7 with 13:40 remaining in 1st half
 6, at North Dakota State (12/4/17) down 14-8 with 11:52 remaining in 1st half
 5, vs. UNI (1/4/18) down 11-6 with 9:56 remaining in 1st half
 MSU has led 9 games wire to wire.

| | | |
|------------------------|---|---|
| Obediah Church | 1 | 5 |
| Mustafa Lawrence | 1 | 1 |

Record as a Starter

| | | |
|---------------------------|-------|-------|
| Alize Johnson | 18-14 | 35-30 |
| Jarrid Rhodes | 18-14 | 31-28 |
| Obediah Church | 17-13 | 43-45 |
| Jarred Dixon | 12-7 | 23-23 |
| J.T. Miller | 9-6 | 9-6 |
| Ronnie Rousseau III | 6-6 | 16-10 |
| Ryan Kreklow | 6-4 | 14-11 |
| Mustafa Lawrence | 3-5 | 3-5 |
| Reggie Scurry | 1-1 | 1-1 |

First MSU Substitute

| | | |
|---------------------------|----|----|
| Tanveer Bhullar | 15 | 15 |
| Reggie Scurry | 14 | 14 |
| Ryan Kreklow | 14 | 31 |
| Ronnie Rousseau III | 9 | 9 |
| Jarred Dixon | 7 | 14 |
| J.T. Miller | 7 | 7 |
| Obediah Church | 1 | 5 |

| | | |
|------------------------|---|---|
| Mustafa Lawrence | 1 | 1 |
| Abdul Fofana | 1 | 1 |
| Jarrid Rhodes | 0 | 2 |

Dunks

| | | |
|----------------------|----|-----|
| Obediah Church | 29 | 101 |
| J.T. Miller | 15 | 15 |
| Reggie Scurry | 13 | 13 |
| Alize Johnson | 9 | 13 |
| Jarrid Rhodes | 5 | 7 |
| Abdul Fofana | 2 | 2 |
| Jarred Dixon | 1 | 3 |

Charges Drawn

| | | |
|---------------------------|----|----|
| Ryan Kreklow | 10 | 24 |
| Jarred Dixon | 4 | 9 |
| Alize Johnson | 3 | 16 |
| Ronnie Rousseau III | 3 | 5 |
| J.T. Miller | 3 | 3 |
| Jarrid Rhodes | 2 | 2 |
| Mustafa Lawrence | 2 | 2 |
| Obediah Church | 1 | 3 |
| Reggie Scurry | 1 | 1 |

2017-18 Starting Lineups (*most recent)

| G-G-F-F-C (* - Most recent lineup) | W-L |
|--|-----|
| Dixon-Miller-Rhodes-Johnson-Church | 5-1 |
| Dixon-Kreklow-Rhodes-Johnson-Church | 4-1 |
| Lawrence-Miller-Rhodes-Johnson-Church | 2-5 |
| Rousseau-Kreklow-Rhodes-Johnson-Church | 2-2 |
| Rousseau-Miller-Rhodes-Johnson-Church | 2-0 |
| Rousseau-Dixon-Rhodes-Johnson-Church | 1-4 |
| Lawrence-Dixon-Rhodes-Johnson-Church* | 1-0 |
| Rousseau-Dixon-Rhodes-Johnson-Scurry | 1-0 |
| Dixon-Kreklow-Rhodes-Johnson-Scurry | 0-1 |



No. of Starting Lineups Used Recent Seasons:

| | |
|--------------|----|
| 2008-09..... | 13 |
| 2009-10..... | 5 |
| 2010-11..... | 1 |
| 2011-12..... | 1 |
| 2012-13..... | 14 |
| 2013-14..... | 11 |
| 2014-15..... | 10 |
| 2015-16..... | 11 |
| 2016-17..... | 9 |
| 2017-18..... | 9 |

Last Time It Happened

The Last Time Missouri State ...

| | |
|--------------------------------------|--|
| Scored 100 Points | 100, vs. Fontbonne, 11/17/16 |
| Scored 50 Points in a Half | 50, at Southeast Missouri St., 12/7/16 (2nd) |
| Scored Less than 40 Points | 35, at Wichita State, 2/7/15 |
| Scored Less than 20 Points in a Half | 18, vs. Bradley, 2/25/15 (2nd) |
| Shot 80% in a Half | 808, (21-26) vs. Grambling, 11/20/13 (2nd) |
| Shot 70% in a Half | 706, (12-16), vs. Bradley, 2/1/14 (2nd) |
| Shot Under 30% in a Game | 281 (16-57), at Drake, 2/22/15 |
| Failed to make a 3-point basket | 0, vs. Evansville, 1/7/11 |
| Made 15 3-pointers. | 15, vs. Jacksonville State, 11/13/16 |
| Attempted 40 Free Throws | 41, vs. Wichita State, 1/13/16 |
| Recorded 50-59 Rebounds | 51, vs. UNI, 1/4/18 |
| Recorded 60+ Rebounds | 62, vs. UMKC, 12/10/79 |
| 20+ Rebound Margin | +23, vs. Evansville, 2/10/18 |
| 20 Offensive Rebounds | 20, vs. Southern U., 11/15/17 |
| Recorded 20 Assists | 20, vs. Alabama A&M, 11/11/16 |
| Committed 20-29 Turnovers | 21, at Wichita State, 2/9/17 |
| Committed 30 Turnovers | 30, vs. Cleveland State, 2/22/86 |
| Blocked 10 Shots | 12, at Indiana State, 2/6/18 |
| Had 15 Steals | 15, vs. Bethune-Cookman, 12/19/07 |

The Last Time An Opponent ...

| | |
|------------------------------------|---|
| Scored 100 Points | 100, Fresno State, 11/27/99 |
| Scored 50 Points in a Half | 52, at Loyola, 2/3/18 |
| Scored Less than 40 Points | 27, vs. Fontbonne, 11/17/16 |
| Scored Less than 20 Pts. in a Half | 16 (1st), vs. Wright State, 12/19/17 |
| Shot 70% in a Half | 739 (17-23), vs. Southern Illinois, 1/27/18 (1st) |
| Shot Under 30% in a Game | 281 (18-64), vs. Wright State, 12/19/17 |
| Failed to make a 3-point basket | 0, Arkansas State, 12/22/10 |
| Made 15 3-pointers. | 15, at Illinois State, 12/30/15 |
| Attempted 40 Free Throws | 40, at Texas Tech, 11/22/14 |
| Recorded 50-59 Rebounds | 52, San Diego State, 11/17/12 |
| Recorded 60+ Rebounds | 63, Cincinnati, 1/1/97 |
| 20+ Rebound Margin | +20 (49-29), Wichita State, 1/13/16 |
| 20 Offensive Rebounds | 22, vs. Southern U., 11/15/17 |
| Recorded 20 Assists | 24, at Loyola, 2/3/18 |
| Committed 20-29 Turnovers | 22, vs. Fontbonne, 11/17/16 |
| Committed 30 Turnovers | 32, Harding, 11/16/07 |
| Blocked 10 Shots | 10, Arkansas, 12/15/05 |
| Had 15 Steals | 16, Arkansas, 12/3/07 |

The Last Time a Missouri State Player ...

| | |
|--|---|
| Scored 30-39 Points | 30, Alize Johnson vs. Indiana State, 12/31/16 |
| Scored 40-49 Points | 44, Jimmie Dull vs. Southeast Missouri, 11/22/77 |
| Scored 50+ Points | 53, Jimmie Dull at Kentucky Wesleyan, 2/7/77 |
| Shot 100% from the Field (Min. 6 FGA) | Alize Johnson (6-6), vs. Southern Illinois, 1/27/18 |
| Shot 100% from the Free Throw Line (Min. 10 FTA) | Jarred Dixon (10-10), vs. Northern Iowa, 3/3/17 |
| Made Five 3-pointers | 6, Jarred Dixon, vs. Bradley, 2/21/18 |
| Grabbed 15 Rebounds | 19, Alize Johnson, vs. Valparaiso, 3/1/18 |
| Grabbed 20 Rebounds | 20, Alize Johnson, vs. UNI, 1/4/18 |
| Recorded 10 Assists | 11, Michael Bizoukas vs. Kennesaw State, 12/17/11 |
| Blocked 5 Shots | 5, Obediah Church, vs. Evangel, 11/24/17 |
| Had 5 Steals | 6, Jarred Dixon, vs. Illinois State, 1/30/16 |
| Had a Double-Double | Alize Johnson (22 pts., 19 reb.) vs. Valparaiso, 3/1/18 |
| Two Players with Double-Double | Alize Johnson (16 pts., 12 reb.) & J.T. Miller (16 pts., 11 reb.) at Illinois State, 1/7/18 |
| Consecutive Double-Doubles | 2 straight, Alize Johnson, 2/14/18 to 2/18/18 |
| Two Players with 20+ Points | Alize Johnson (22), Jarrid Rhodes (20) vs. Valparaiso, 3/1/18 |
| Five Players Scoring in Double-Figures | Alize Johnson (20), Dequon Miller (20), Jarred Dixon (19), Austin Ruder (12), Obediah Church (10), vs. Jacksonville State, 11/13/16 |

The Last Time An Opposing Player ...

| | |
|--|--|
| Scored 30-39 Points | 35, Kris Martin, vs. Oral Roberts, 12/14/16 |
| Scored 40-49 Points | 45, Harold Robertson, Lincoln, 1/31/76 |
| Scored 50+ Points | never |
| Shot 100% from the Field (Min. 6 FGA) | Jackie Carmichael (6-6), vs. ISU, 1/11/10 |
| Made Five 3-Pointers | 6, Nate Kennell, vs. Bradley, 2/21/18 |
| Grabbed 15 Rebounds | 15, Justin Johnson, at Western Ky., 11/10/17 |
| Recorded 10 Assists | 11, Casey Schlatter vs. Drake, 3/3/16 |
| Blocked 5 Shots | 5, Pauly Paulicap, vs. Manhattan, 11/21/17 |
| Had 5 Steals | 5, Jamaal Calvin, vs. SEMO, 12/17/16 |
| Had a Double-Double | Elijah Childs (12 pts., 12 reb.), at Bradley, 1/23/18 |
| Had a Triple-Double | Fred VanVleet, at Wichita State, 2/7/15, 10 points, 10 rebounds, 11 assists |
| Two Players with Double-Double | Jarekious Bradley (26 pts., 10 reb.) & Tyler Stone (22 pts., 11 reb.) vs. SEMO, 12/29/13 |
| Two Players with 20+ Points | Armon Fletcher (22), Sean Lloyd (21), at Southern Illinois, 2/14/18 |
| Five Players Scoring in Double Figures | vs. Bradley, 2/21/18 -- Kennell (20), Lautier (18), Brown (16), Bar (10), Thomas |

Series History

| | | | | | | | | | |
|------------------------------|--------------|---------|----------|----------|--------|----------|----------|-------|-------|
| Missouri State trails | 37-47 | 3/7/93 | N* | L | 68-76 | 1/19/26 | H | W | 71-63 |
| MSU in Springfield | 23-16 | 2/5/94 | H | W | 66-64 | 2/7/06 | A | L | 64-66 |
| MSU in Carbondale | 9-26 | 2/16/94 | A | L | 56-79 | 1/13/07 | A | L | 56-76 |
| MSU at Neutral | 5-5 | 3/5/94 | N | L | 50-52 | 2/13/07 | H | L | 47-51 |
| | | 1/14/95 | H | L | 65-68 | 12/30/07 | A | L | 71-79 |
| 12/19/57 | H W | 80-59 | 2/16/95 | A L | 67-74 | 1/23/08 | H W | 63-62 | |
| 12/27/61 | N^ L | 58-71 | 2/3/96 | H W | 77-65 | 1/28/09 | A L | 57-68 | |
| 12/21/63 | H L | 68-74 | 1/22/97 | H W | 73-58 | 2/7/09 | H L | 64-72 | |
| 2/11/64 | A L | 65-99 | 2/24/97 | A W | 88-81 | 2/3/10 | A L | 67-73 | |
| 2/21/64 | H L | 64-87 | 1/15/98 | A L | 78-106 | 2/10/10 | H W | 77-72 | |
| 12/5/64 | H W | 86-80 | 2/2/98 | H L | 74-79 | 1/12/11 | H W | 64-51 | |
| 2/2/66 | A L | 67-71 | 12/12/98 | A W | 76-62 | 2/23/11 | A W | 76-58 | |
| 1/14/67 | H L | 49-50 | 2/10/99 | H W (ot) | 72-68 | 3/4/11 | N* W | 58-56 | |
| 3/1/67 | A L | 66-93 | 12/18/99 | H W | 80-73 | 1/10/12 | H W | 77-65 | |
| 1/31/68 | A W | 67-62 | 2/28/00 | A W | 62-56 | 2/8/12 | A W | 56-54 | |
| 2/10/68 | H L | 70-75 | 3/5/00 | N* W | 67-56 | 12/30/12 | H W | 70-59 | |
| 1/30/69 | H W | 56-55 | 1/6/01 | H W | 72-62 | 2/6/13 | A L | 54-62 | |
| 2/8/69 | A W | 58-52 | 2/7/01 | A L | 65-68 | 3/7/13 | N* W | 61-53 | |
| 2/7/70 | A L | 82-93 | 1/7/02 | A L | 74-84 | 1/25/14 | H W | 69-63 | |
| 12/3/84 | A L | 67-71 | 2/13/02 | H W | 78-71 | 2/8/14 | A L | 54-72 | |
| 12/14/85 | H W | 67-50 | 3/3/02 | N* L | 63-86 | 12/31/14 | A W | 53-50 | |
| 12/12/87 | A L | 74-77 | 2/8/03 | H L | 75-76 | 1/31/15 | H W | 52-46 | |
| 12/22/88 | H L | 64-72 | 2/19/03 | A L | 69-74 | 3/5/15 | N* L | 48-55 | |
| 1/8/91 | A L | 78-80 | 3/9/03 | N* L | 55-64 | 1/24/16 | H L | 65-80 | |
| 2/6/91 | H W | 79-70 | 2/3/04 | A L | 52-59 | 2/27/16 | A L | 68-78 | |
| 3/18/91 | H L | 69-72 | 2/14/04 | H L | 58-59 | 1/7/17 | H L | 67-75 | |
| 2/1/92 | A W | 56-49 | 3/7/04 | N* W | 80-74 | 1/28/17 | A L (ot) | 84-85 | |
| 2/29/92 | H W | 66-58 | 1/15/05 | A L | 60-61 | 1/27/18 | H L | 77-79 | |
| 1/30/93 | H W | 68-55 | 1/26/05 | H W | 92-77 | 2/14/18 | A L (ot) | 80-81 | |
| 2/27/93 | A L | 60-68 | 3/6/05 | N* W | 65-61 | | | | |

^ Cape Girardeau
* St. Louis

Last Meeting

Southern Illinois 81, Missouri State 80 (ot)

2/14/18 -- SIU Arena, Carbondale, Ill. (Attendance: xxx)

| MISSOURI STATE (17-11) | FG | 3Pt | FT | OR DR | Reb | PF | Pts. | A | TO | Bk | St | Min |
|--------------------------|------|-----|-----|-------|-----|----|------|----|----|----|----|-----|
| Obediah Church, f..... | 2-2 | 0-0 | 4-4 | 0 | 4 | 4 | 2 | 8 | 1 | 3 | 0 | 28 |
| Jarrid Rhodes, f..... | 7-13 | 5-9 | 2-2 | 1 | 4 | 5 | 1 | 21 | 1 | 2 | 0 | 43 |
| Alize Johnson, f..... | 5-12 | 1-3 | 4-5 | 5 | 11 | 16 | 4 | 15 | 5 | 4 | 0 | 42 |
| Mustafa Lawrence, g..... | 3-9 | 3-9 | 2-2 | 1 | 2 | 3 | 4 | 11 | 1 | 3 | 0 | 35 |
| J.T. Miller, g..... | 4-9 | 0-1 | 0-0 | 0 | 1 | 1 | 2 | 8 | 0 | 2 | 0 | 25 |
| Jarred Dixon..... | 6-12 | 3-6 | 0-0 | 0 | 1 | 1 | 1 | 15 | 1 | 2 | 0 | 29 |
| Ronnie Rousseau III..... | 0-0 | 0-0 | 0-0 | 0 | 0 | 2 | 0 | 0 | 0 | 0 | 0 | 3 |
| Ryan Kreklow..... | 0-2 | 0-1 | 0-0 | 0 | 2 | 2 | 0 | 0 | 0 | 0 | 0 | 9 |
| Tanveer Bhullar..... | 1-3 | 0-0 | 0-0 | 1 | 3 | 4 | 1 | 2 | 1 | 1 | 0 | 0 |
| 11 TEAM..... | | | | 1 | 3 | 4 | | | | | | |

Totals.....28-62 12-29 12-13 9 31 40 17 80 10 17 0 3 225

Percentages: Field Goal .452, 3-Point FG .414, Free Throw .923.

| SOUTHERN ILL. (18-10) | FG | 3Pt | FT | OR DR | Reb | PF | Pts. | A | TO | Bk | St | Min |
|------------------------|-------|-----|-----|-------|-----|----|------|----|----|----|----|-----|
| Kavion Phippen, c..... | 6-11 | 0-0 | 1-1 | 1 | 4 | 5 | 4 | 13 | 1 | 2 | 1 | 29 |
| Marcus Bartley, g..... | 3-9 | 3-5 | 0-0 | 0 | 2 | 2 | 2 | 9 | 1 | 0 | 0 | 31 |
| Aaron Cook, g..... | 2-9 | 1-3 | 2-2 | 0 | 3 | 3 | 2 | 7 | 3 | 3 | 2 | 37 |
| Sean Lloyd, g..... | 10-17 | 0-2 | 1-2 | 2 | 3 | 5 | 1 | 21 | 4 | 0 | 1 | 43 |
| Armon Fletcher, g..... | 7-12 | 2-6 | 6-6 | 2 | 5 | 7 | 1 | 22 | 4 | 0 | 1 | 38 |
| Jonathan Wiley..... | 0-3 | 0-0 | 1-2 | 1 | 2 | 3 | 2 | 1 | 0 | 0 | 0 | 19 |
| Tyler Smithpeters..... | 3-5 | 2-3 | 0-0 | 0 | 3 | 3 | 3 | 8 | 4 | 1 | 0 | 36 |
| Rudy Stradnieks..... | 0-4 | 0-0 | 0-0 | 0 | 0 | 0 | 0 | 0 | 0 | 0 | 0 | 2 |
| TEAM..... | | | | 2 | 3 | 5 | | | | | | |

Totals.....31-70 8-19 11-13 8 25 33 15 81 17 6 5 8 225

Percentages: Field Goal .443, 3-Point FG .421, Free Throw .846.

Halftime: SIU 35, MSU 34; Officials: Antnio Petty, Jeb Hartness, Winston Smith.

| Score by Periods | 1st | 2nd | OT | Total |
|------------------------|-----|-----|----|-------|
| Missouri State..... | 34 | 36 | 10 | 80 |
| Southern Illinois..... | 35 | 35 | 11 | 81 |

JQH Arena Records (2008-present)

Team Records

| | | |
|--|-------|---|
| Points..... | 101 | Missouri State vs. Central Arkansas, Dec. 4, 2010 |
| Points, Half..... | 60 | Indiana State vs. Missouri State, Jan. 19, 2010 (2nd half) |
| Fewest Points..... | 27 | Fontbonne vs. Missouri State, Nov. 17, 2016 |
| Fewest Points, Half..... | 11 | Central Arkansas vs. Missouri State, Dec. 13, 2008 (1st half) |
| Scoring Margin..... | +73 | Missouri State (100) vs. Fontbonne (27), Nov. 17, 2016 |
| Field Goals..... | 40 | Missouri State vs. Alabama A&M, Nov. 11, 2016 |
| Fewest Field Goals..... | 10 | Fontbonne, Nov. 17, 2016 |
| Field Goal Attempts..... | 74 | Missouri State vs. Oral Roberts, Dec. 14, 2016 |
| Fewest Field Goal Att..... | 33 | Air Force vs. Missouri State, Dec. 5, 2009 |
| Field Goal Percentage..... | .638 | Southern Illinois (30-47) vs. Missouri State, Jan. 27, 2018 |
| Field Goal Pct., Half..... | .810 | Jacksonville State (17-21), vs. Missouri State, Nov. 13, 2016 |
| Lowest Field Goal Pct..... | .192 | Fontbonne (10-52), vs. Missouri State, Nov. 17, 2016 |
| Three-Point FG..... | 15 | Missouri State vs. Jacksonville State, Jan. 30, 2018 |
| Fewest 3-Point FG..... | 0 | done twice, last by Evansville (0-5) vs. Missouri State, Jan. 7, 2011 |
| Three-Point FG Att..... | 32 | Missouri State vs. Northern Iowa, Jan. 25, 2009 |
| | 32 | Illinois State vs. Missouri State, Jan. 30, 2018 |
| Three-Point FG Pct.+..... | .684 | Missouri State (13-19), vs. Hampton, Dec. 8, 2017 |
| Three-Pt. FG Pct., Half+..... | .786 | Indiana State (11-14) vs. Missouri State, Jan. 19, 2010 (ot) |
| Free Throws..... | 33 | Missouri State vs. Tulsa, Nov. 16, 2013 |
| Free Throw Attempts..... | 49 | Missouri State vs. Tulsa, Nov. 16, 2013 |
| Fewest Free Throw Att..... | 2 | Northern Iowa vs. Missouri State, Feb. 15, 2015 |
| Free Throw Percentage (min. 5 Att.)..... | 1.000 | Missouri State (9-9) vs. Bradley, Feb. 21, 2018 |
| | 1.000 | Indiana State (7-7) vs. Missouri State, Feb. 5, 2011 |
| | 1.000 | Loyola Chicago (7-7) vs. Missouri State, Feb. 5, 2015 |
| | .955 | Indiana State (21-22) vs. Missouri State, Feb. 14, 2009 |
| Lowest Free Throw Pct. (min. 10 Att.)..... | .267 | Liberty (4-15) vs. Missouri State, Nov. 26, 2013 |
| Total Rebounds..... | 52 | San Diego State vs. Missouri State, Nov. 17, 2012 |
| | | Missouri State vs. William Woods, Nov. 27, 2015 |
| | | Missouri State vs. Indiana State, Dec. 31, 2016 |
| Offensive Rebounds..... | 25 | Missouri State vs. Bradley, Jan. 3, 2009 |
| | | Missouri State vs. Oral Roberts, Dec. 14, 2016 |
| Fewest Rebounds..... | 19 | Missouri State vs. Valparaiso, Dec. 15, 2012 |
| Rebound Margin..... | +32 | Missouri State (51), vs. Avila (19), Nov. 19, 2014 |
| Assists..... | 24 | Missouri State vs. Central Arkansas, Dec. 4, 2010 |
| | | Missouri State vs. Kennesaw State, Dec. 17, 2011 |
| Turnovers..... | 23 | Tennessee-Martin vs. Missouri State, Dec. 9, 2009 |
| Fewest Turnovers..... | 3 | Missouri State vs. Creighton, Jan. 18, 2012 |
| | | Missouri State vs. Bradley, March 2, 2013 |
| Blocked Shots..... | 11 | Missouri State vs. Drake, Feb. 24, 2016 |
| Steals..... | 14 | Southeast Missouri State vs. Missouri State, Dec. 17, 2016 |
| Fouls..... | 34 | Tulsa vs. Missouri State, Nov. 16, 2013 |
| Fewest Fouls..... | 9 | Missouri State vs. Northern Iowa, Jan. 6, 2016 |
| Consecutive Wins at JQH..... | 19 | Missouri State, Feb. 6, 2010 to Jan. 30, 2011 |
| Consecutive Non-Conference Wins..... | 22 | Missouri State, Nov. 16, 2009 to Dec. 7, 2011 |
| Consecutive Conference Wins..... | 7 | Missouri State, Feb. 6, 2010 to Jan. 30, 2011 |

+ : Minimum 10 attempts per game and 6 per half; ^ : Minimum 5 FG, 3 3-pointers and 5 FT made.

Individual Records

| | | |
|----------------------------------|-------|--|
| Points, Game..... | 39 | Doug McDermott, Creighton vs. Missouri State, Jan. 11, 2013 |
| Points, MSU Player..... | 38 | Marcus Marshall, vs. Eastern Illinois, Nov. 14, 2014 |
| Points, Half..... | 28 | Doug McDermott, Creighton vs. Missouri State, Jan. 11, 2013 (2nd) |
| Points, Season..... | 294 | Kyle Weems, Missouri State, 2009-10 (21 g, 14.0 ppg) |
| Season Scoring Average..... | 15.7 | Alize Johnson, Missouri State, 2017-18 (15g, 236 points) |
| Points, Career..... | 982 | Kyle Weems, Missouri State, 2008-12 (70 games, 14.0 ppg) |
| Points, Opponent Career..... | 92 | Desmond Yates, Middle Tennessee (4 games, 23.0 ppg) (D. McDermott 69, 3g) |
| Field Goals..... | 15 | Doug McDermott, Creighton vs. Missouri State, Jan. 11, 2013 |
| Field Goal Attempts..... | 24 | Michael DeLoach, Norfolk State vs. Missouri State, Dec. 20, 2008 |
| | | Justin Washington, Evangel vs. Missouri State, Nov. 24, 2017 |
| Field Goal Pct.^ (min 5 FG)..... | 1.000 | Alize Johnson (8-8), Missouri State vs. Alabama A&M, Nov. 11, 2016 |
| (min. 10 att.)..... | .833 | Kyle Weems (10-12), Missouri State vs. Drake, Dec. 31, 2011 |
| | | Seth Tuttle (10-12), Northern Iowa vs. Missouri State, Feb. 15, 2015 |
| Three-Point FG..... | 7 | done 3 times, last by Kris Martin, Oral Roberts vs. Missouri State, Nov. 14, 2016 |
| Three-Point FG Att..... | 14 | Corey Lyons, Norfolk State vs. Missouri State, Dec. 20, 2008 |
| | | Kris Martin, Oral Roberts vs. Missouri State, Nov. 14, 2016 |
| Three-Point FG Pct.^..... | 1.000 | Joe Wolfinger (5-5), Citadel vs. Maryland Eastern Shore, Nov. 22, 2009 |
| | 1.000 | Jermaine Mallett (5-5), Missouri State vs. Illinois State, Jan. 1, 2011 |
| | 1.000 | Nathan Scheer (5-5), Missouri State, vs. Southern Illinois, Dec. 30, 2012 |
| Free Throws..... | 18 | Adam Koch, Northern Iowa vs. Missouri State, Jan. 25, 2009 |
| Free Throw Attempts..... | 21 | Devonte Brown, Indiana State vs. Missouri State, Feb. 13, 2016 |
| Free Throw Pct.^..... | 1.000 | Jermaine Mallett (11-11), Missouri State vs. Southern Illinois, Feb. 10, 2010 |
| Rebounds, Game..... | 21 | Josh Cunningham, Bradley vs. Missouri State, Feb. 25, 2015 |
| | | Egidijus Mockevicius, Evansville vs. Missouri State, Jan. 2, 2016 |
| | | Josh Cunningham, Bradley vs. Missouri State, Feb. 25, 2015 |
| Offensive Rebounds..... | 11 | Alize Johnson, Missouri State, 2017-18 (15g, 13.1 rpg) |
| Rebounds, Season..... | 196 | Alize Johnson, Missouri State, 2017-18 (15 g, 196 reb.) |
| Season Rebounding Average..... | 13.1 | Kyle Weems, Missouri State, 2008-12 (70 g, 6.2 rpg) |
| Rebounds, Career..... | 433 | Michael Bizoukas, Missouri State vs. Evansville, Jan. 15, 2012 |
| Assists..... | 12 | done 4 times, last by Malcolm Drumwright, Jacksonville St. vs. Missouri State, Nov. 13, 2016 |
| Turnovers..... | 7 | Gregory Echenique, Creighton vs. Missouri State, Jan. 22, 2011 |
| Blocked Shots..... | 7 | Chris Kendrix, Missouri State vs. Utah State, Dec. 1, 2015 |
| Steals..... | 6 | Jarred Dixon, Missouri State vs. Illinois State, Jan. 30, 2016 (ot) |
| | | Chris Kendrix, Missouri State vs. Bradley, Feb. 25, 2015 (3ot) |
| Minutes..... | 55 | |

Year-by-Year at JQH Arena

| Year | W-L | Pct. | Attendance | Avg. |
|---------------|---------------|-------------|----------------|--------------|
| 2008-09 | 9-8 | .529 | 121,502 | 7,147 |
| 2009-10 | 19-2 | .900 | 139,543 | 6,645 |
| 2010-11 | 16-1 | .974 | 129,118 | 7,595 |
| 2011-12 | 8-7 | .533 | 105,750 | 7,050 |
| 2012-13 | 8-7 | .533 | 91,207 | 6,080 |
| 2013-14 | 14-3 | .824 | 88,690 | 5,217 |
| 2014-15 | 8-6 | .571 | 74,201 | 5,300 |
| 2015-16 | 8-7 | .533 | 62,106 | 4,140 |
| 2016-17 | 11-6 | .647 | 71,161 | 4,186 |
| 2017-18 | 10-5 | .667 | 67,764 | 4,518 |
| Totals | 111-52 | .681 | 951,042 | 5,834 |

JQH Arena Attendance Highs

| | |
|--------|---|
| 11,077 | vs. Wichita State, Feb. 26, 2011 (W 69-64) |
| 10,881 | vs. Arkansas, Nov. 22, 2008 (W 62-57) |
| 10,776 | vs. #6 Wichita State, Jan. 11, 2014 (L 69-72, ot) |
| 10,655 | vs. Creighton, Jan. 22, 2011 (W 67-66) |
| 10,008 | vs. Illinois State, Jan. 1, 2010 (W 68-64) |
| 9,901 | vs. Northern Iowa, Jan. 30, 2011 (L 59-60) |
| 9,376 | vs. Northern Iowa, Jan. 28, 2012 (W 63-51) |
| 9,134 | vs. Evansville, Jan. 11, 2011 (W 65-50) |
| 9,124 | vs. #18 Creighton, Jan. 18, 2012 (L 65-66) |
| 9,111 | vs. Bradley, Jan. 9, 2010 (W 88-69) |
| 9,101 | vs. Creighton, Feb. 6, 2010 (W 70-52) |
| 9,087 | vs. #25 UNI, Jan. 30, 2010 (L 54-55) |

JQH Arena Career Records

| Scoring | G | Points | Avg. |
|---|-----------|------------|-------------|
| Kyle Weems (2008-12)..... | 70 | 982 | 14.0 |
| Will Creekmore (2008-11)..... | 50 | 493 | 9.9 |
| Alize Johnson (2016-pres.)..... | 32 | 476 | 14.9 |
| Adam Leonard (2009-11)..... | 38 | 457 | 12.0 |
| Jarred Dixon (2015-pres.)..... | 47 | 430 | 9.1 |
| Jarmar Gulley (2011-12, 13-14)..... | 32 | 426 | 13.3 |
| Dequon Miller (2015-17)..... | 32 | 420 | 13.1 |
| Christian Kirk (2011-15)..... | 60 | 417 | 7.0 |
| Jermaine Mallett (2009-11)..... | 38 | 416 | 10.9 |
| Marcus Marshall (2012-15)..... | 28 | 393 | 14.0 |
| Anthony Downing (2011-13)..... | 30 | 389 | 13.0 |
| Keith Pickens (2009-14)..... | 55 | 357 | 6.5 |
| Chris Kendrix (2014-17)..... | 44 | 356 | 8.1 |
| Caleb Patterson (2009-12)..... | 49 | 352 | 7.2 |
| Dorrian Williams (2012-16)..... | 54 | 346 | 6.4 |
| Rebounding | G | Reb | Avg. |
| Kyle Weems (2008-12)..... | 70 | 433 | 6.2 |
| Alize Johnson (2016-pres.)..... | 32 | 390 | 12.2 |
| Obediah Church (2015-pres.)..... | 47 | 285 | 6.1 |
| Will Creekmore (2008-11)..... | 50 | 264 | 5.3 |
| Keith Pickens (2009-14)..... | 55 | 241 | 4.4 |

MSU vs. All Opponents at JQH Arena

| | | | |
|-------------------------|-----|---|-----|
| Air Force..... | 1-0 | Malone..... | 1-0 |
| Alabama A&M..... | 2-0 | Md. Eastern Shore..... | 1-0 |
| Arkansas..... | 1-0 | Middle Tennessee..... | 1-1 |
| Arkansas State..... | 2-0 | Murray State..... | 1-1 |
| Auburn..... | 1-0 | Nevada..... | 1-0 |
| Avila..... | 1-0 | Norfolk State..... | 1-0 |
| Bradley..... | 8-2 | North Dakota State..... | 1-1 |
| UC-Irvine..... | 1-0 | Northern Iowa..... | 3-7 |
| Cameron..... | 1-0 | Oklahoma State..... | 0-1 |
| Central Arkansas..... | 2-0 | Old Dominion..... | 0-1 |
| Chicago State..... | 1-0 | Oral Roberts..... | 4-1 |
| The Citadel..... | 1-0 | Pacific..... | 2-0 |
| Colorado State..... | 1-0 | Pepperdine..... | 1-0 |
| Creighton..... | 3-3 | Philander Smith..... | 1-0 |
| Drake..... | 8-2 | Saint Louis..... | 1-0 |
| Eastern Illinois..... | 1-0 | San Diego State..... | 0-1 |
| Eastern Michigan..... | 1-1 | Southeast Missouri St..... | 2-1 |
| Emporia State..... | 1-0 | Southern Illinois..... | 6-4 |
| Evangel..... | 1-0 | Southern University..... | 1-0 |
| Evansville..... | 7-3 | TAMU-Corpus Christi..... | 1-0 |
| Fontbonne..... | 1-0 | UT-Martin..... | 1-0 |
| Grambling..... | 1-0 | Tulsa..... | 3-1 |
| Hampton..... | 2-0 | Utah..... | 0-1 |
| Illinois State..... | 5-5 | Utah State..... | 0-1 |
| Indiana State..... | 8-2 | Valparaiso..... | 1-2 |
| IUPUI..... | 1-0 | Wichita State..... | 2-7 |
| Jacksonville..... | 0-1 | William Woods..... | 1-0 |
| Jacksonville State..... | 1-0 | Wright State..... | 1-0 |
| Kennesaw State..... | 1-0 | <i>Neutral-site records at JQH Arena:</i> | |
| Liberty..... | 1-0 | Arkansas St. 0-2; UC Irvine 1-1; Cit- | |
| Little Rock..... | 3-0 | adel 2-0; Eastern Mich. 1-1; UMES | |
| Louisiana Tech..... | 1-0 | 0-2; Middle Tenn. 2-0; Norfolk St. | |
| Loyola Chicago..... | 3-2 | 0-2; Pacific 1-0; Pepperdine 1-0. | |

Game 1

Nov. 10, 2017, E. A. Diddle Arena, Bowling Green, Ky. Missouri State 85, Western Kentucky 80

Newcomer J.T. Miller led five Missouri State players in double-figures to help the Bears to an 85-80 opening-night victory at Western Kentucky.

Miller went 7-for-12 from the field with three dunks and 8 rebounds.

Alize Johnson played just 14 minutes but accounted for 13 points and 8 rebounds, including four key free throws in the final 32.1 seconds for the Bears.

After MSU (1-0) built a 22-point lead out of the gates, WKU whittled its way back with ample free throw opportunities and made a game of it late.

With the Bears up 66-57 after a layup by Miller at the 8:30 mark, WKU went on a 7-0 run in the span of 100 seconds to make it a two-point game. But a gutsy layup by Reggie Scurry followed on MSU's next possession to give coach Paul Lusk's club some breathing room.

Inside three minutes to go, WKU got a free throw from Darius Thompson to pull within 72-70, but a triple by Ronnie Rousseau III silenced the crowd of more than 5,200 at E.A. Diddle Arena with 2:07 on the clock.

Rousseau scored again on MSU's next possession and made it 77-72, but the home club did not stop coming with a dunk by Dwight Coleby and a trey by Thompson, the latter of which made it 81-77 with 24.1 to go.

After Johnson missed the second of a two-shot foul chance at the 21.1 mark, Lamonte Bearden drained his third 3-pointer of the night to make it 82-80 with 15 ticks to play.

The Bears dug deep and responded with back-to-back defensive stops, sandwiched in between free throws by Ryan Kreklow and Johnson to seal the win.

Scurry and Rousseau each scored 12 for the Bears, and Obediah Church added 11 points.

MSU shot 55.7 percent from the field and out-rebounded the Hilltoppers, 38-34.

Western Kentucky finished 28-of-36 (.778) at the foul line and had 12 fewer field goals than the visitors. Bearden led WKU with 24 points.

Missouri State jumped out of the gates like a Kentucky thoroughbred, building a 26-4 advantage in the first eight minutes and forcing two Hilltopper timeouts.

The game shifted slightly after that with WKU picking up 14 of its next 18 points at the free throw line over the next eight-plus minutes. A charity shot by Thompson with 3:43 to go in the opening stanza made it a 38-22 contest.

After a dunk by Scurry built MSU's lead back to 16 with just under three minutes to play in the half, freshman Mustafa Lawrence nailed a triple from the left side to give the Bears a 43-26 advantage at the 1:55 mark.

With MSU being whistled for 18 fouls in the first 20 minutes, the Bears' went deep down the bench for the stretch, and WKU took advantage with a pair of 3-pointers and another couple of free throws to make it 45-34 at the midway point.

Missouri State 85, Western Kentucky 80

E.A. Diddle Arena, Bowling Green, Ky. (Attendance: 5,241)

| MISSOURI STATE (1-0) | FG | 3Pt | FT | ORDR | Reb | PF | Pts. | A | TO | Bk | St | Min |
|------------------------|-------|------|-------|------|-----|----|------|----|----|----|----|-------|
| Obediah Church, f | 5-5 | 0-0 | 1-2 | 1 | 1 | 2 | 4 | 11 | 0 | 0 | 2 | 13 |
| Jarrid Rhodes, f | 2-5 | 1-2 | 2-2 | 1 | 3 | 4 | 4 | 7 | 4 | 3 | 0 | 36 |
| Alize Johnson, f | 4-8 | 1-3 | 4-7 | 1 | 7 | 8 | 4 | 13 | 2 | 1 | 0 | 14 |
| Ronnie Rousseau III, g | 5-8 | 2-3 | 0-0 | 1 | 0 | 1 | 3 | 12 | 1 | 2 | 0 | 28 |
| Ryan Kreklow, g | 1-4 | 1-3 | 4-4 | 0 | 1 | 1 | 3 | 7 | 1 | 2 | 0 | 21 |
| Abdul Fofana | 0-0 | 0-0 | 0-0 | 0 | 0 | 0 | 0 | 0 | 0 | 0 | 0 | 1 |
| Mustafa Lawrence | 1-1 | 1-1 | 0-0 | 0 | 0 | 0 | 1 | 3 | 1 | 0 | 0 | 5 |
| Reggie Scurry | 6-8 | 0-0 | 0-0 | 1 | 4 | 5 | 5 | 12 | 0 | 3 | 1 | 18 |
| Jarred Dixon | 0-5 | 0-1 | 0-0 | 1 | 2 | 3 | 0 | 0 | 3 | 2 | 0 | 23 |
| J.T. Miller | 7-12 | 0-0 | 0-1 | 2 | 6 | 8 | 3 | 14 | 1 | 2 | 0 | 29 |
| Tanveer Bhullar 3-5 | 0-0 | 0-2 | 2 | 2 | 4 | 4 | 6 | 0 | 3 | 0 | 1 | 12 |
| TEAM | | | | 1 | 1 | 2 | | | | | | |
| Totals | 34-61 | 6-13 | 11-18 | 11 | 27 | 38 | 31 | 85 | 13 | 18 | 3 | 5 200 |

Percentages: Field Goal .557, 3-Point FG .462, Free Throw .611.

| WESTERN KY. 0-1) | FG | 3Pt | FT | ORDR | Reb | PF | Pts. | A | TO | Bk | St | Min |
|---------------------|-------|------|-------|------|-----|----|------|----|----|----|----|-------|
| Marek Nelson, f | 0-1 | 0-1 | 8-10 | 2 | 2 | 4 | 1 | 8 | 0 | 2 | 0 | 16 |
| Dwight Coleby, f | 3-5 | 0-0 | 2-4 | 1 | 0 | 1 | 4 | 8 | 0 | 2 | 2 | 18 |
| Justin Johnson, g | 2-8 | 0-2 | 7-8 | 6 | 9 | 15 | 4 | 11 | 3 | 2 | 0 | 36 |
| T. Hollingsworth, g | 2-8 | 1-2 | 0-0 | 0 | 1 | 1 | 2 | 5 | 4 | 2 | 0 | 39 |
| Darius Thompson, g | 7-17 | 3-9 | 2-4 | 0 | 3 | 3 | 5 | 19 | 1 | 2 | 2 | 39 |
| Tyler Miller | 0-0 | 0-0 | 0-0 | 0 | 0 | 0 | 0 | 0 | 0 | 0 | 0 | 1 |
| Lamonte Bearden | 6-12 | 3-3 | 9-10 | 2 | 3 | 5 | 1 | 24 | 1 | 4 | 1 | 30 |
| Jake Ohmer | 2-5 | 1-4 | 0-0 | 0 | 0 | 0 | 2 | 5 | 0 | 1 | 0 | 21 |
| TEAM | | | | 2 | 3 | 5 | | | | | | |
| Totals | 22-56 | 8-21 | 28-36 | 13 | 21 | 34 | 19 | 80 | 9 | 15 | 5 | 3 200 |

Percentages: Field Goal .393, 3-Point FG .381, Free Throw .778.

Halftime: MSU 45, WKU 34; Officials: Blake Harris, Chris Hudson, John St. Clair.

| Score by Periods | 1st | 2nd | Total |
|------------------|-----|-----|-------|
| Missouri State | 45 | 40 | 85 |
| Western Kentucky | 34 | 46 | 80 |

Game 2

Nov. 15, 2017, JQH Arena, Springfield, Mo. Missouri State 86, Southern University 58

Alize Johnson posted a double-double, and J.T. Miller notched a team-high 16 points to lead Missouri State past visiting Southern University, 86-58, in the Bears' 2017-18 home opener.

Johnson finished with 10 points, 14 rebounds and 5 assists in a 22-minute assignment, while Miller was 5-for-5 from the field, including a pair of 3-pointers.

MSU, which out-rebounded the Jaguars by a 51-41 margin, also got 13 points from Jarrid Rhodes and 11 from Ryan Kreklow in the victory.

Missouri State never trailed in the contest and pulled ahead by as many as 31 points in the second half.

Southern was led by Brendon Ganaway with 11 points, and Eddie Reese with 10. Reese knocked down three 3-pointers on the night, while teammate Emanuel Sheperd tallied 9 rebounds to lead the visitors.

The Bears burst out to a 9-0 lead in the first three minutes before the Jags even got on the board. MSU stretched its lead to double figures on a dunk by Miller at 13:36 that made it 15-5 at the time.

The Bears used a 9-0 run later in the opening half, including five points by Miller to push ahead 37-19 and then doubled up the Jaguars, 42-21 on a fast-break layup by Ronnie Rousseau III.

Missouri State ended the half on another run that included a triple by Miller, who had 13 points in the first stanza, and a layup by Rhodes. The Bears shot 52.9 percent from the field in the first 20 minutes and had 14 assists on 18 field goals.

The second half was much the same early. A triple by Rousseau on the first bucket of the period doubled up the score again, 52-26 before Kreklow hit two of his three treys on the night over the next two minutes.

Kreklow gave MSU its first 30-point lead of the night, 62-32 on a jumper with 15:17 to go.

The visitors took advantage of MSU's reserves midway through the second half with Sheperd converting a pair of layups and the Jags collecting 3-pointers by Reese and Richard Lee to get within 69-47 at the 9:15 mark.

But Missouri State reeled off the game's next eight points with scores by Jarred Dixon, Reggie Scurry, Obediah Church and Johnson over the next five minutes to put the game on ice.

Missouri State 86, Southern University 58

JQH Arena, Springfield, Mo. (Attendance: 4,876)

| SOUTHERN U (0-3) | FG | 3Pt | FT | ORDR | Reb | PF | Pts. | A | TO | Bk | St | Min |
|----------------------|-------|------|------|------|-----|----|------|----|----|----|----|-------|
| Jared Sam, f | 3-12 | 0-0 | 2-3 | 4 | 3 | 7 | 3 | 8 | 1 | 2 | 1 | 29 |
| Patrick Smith, f | 1-5 | 1-2 | 0-0 | 1 | 0 | 1 | 0 | 3 | 1 | 0 | 0 | 12 |
| LaQuentin Collins, g | 0-4 | 0-3 | 0-3 | 0 | 0 | 0 | 1 | 0 | 1 | 1 | 0 | 14 |
| Eddie Reese, g | 3-8 | 3-6 | 1-2 | 1 | 1 | 2 | 0 | 10 | 3 | 2 | 1 | 23 |
| Jamar Sandifer, g | 1-8 | 1-2 | 0-0 | 2 | 1 | 3 | 2 | 3 | 2 | 2 | 0 | 15 |
| Emanuel Sheperd | 4-8 | 0-0 | 0-0 | 4 | 5 | 9 | 3 | 8 | 0 | 2 | 0 | 28 |
| Chris Thomas | 0-0 | 0-0 | 0-0 | 0 | 0 | 0 | 0 | 0 | 0 | 0 | 0 | 2 |
| Brendon Ganaway | 3-4 | 2-3 | 3-3 | 0 | 0 | 0 | 0 | 11 | 1 | 1 | 0 | 14 |
| Torrey Mayo | 0-1 | 0-0 | 0-0 | 0 | 2 | 2 | 2 | 0 | 1 | 2 | 0 | 8 |
| Aaron Ray | 3-7 | 1-1 | 2-5 | 3 | 1 | 4 | 1 | 9 | 0 | 2 | 0 | 22 |
| Shaquille Benson | 0-3 | 0-0 | 1-2 | 4 | 5 | 9 | 4 | 1 | 0 | 1 | 1 | 10 |
| DeRias Johnson | 0-1 | 0-1 | 0-0 | 0 | 0 | 0 | 1 | 0 | 0 | 0 | 0 | 2 |
| Richard Lee | 1-5 | 1-3 | 0-0 | 0 | 0 | 0 | 1 | 3 | 1 | 1 | 0 | 19 |
| Mubashar Ali | 1-1 | 0-0 | 0-0 | 1 | 0 | 1 | 0 | 2 | 0 | 0 | 0 | 2 |
| TEAM | | | | 2 | 1 | 3 | | | | | | |
| Totals | 20-67 | 9-21 | 9-18 | 22 | 19 | 41 | 18 | 58 | 11 | 16 | 4 | 7 200 |

Percentages: Field Goal .299, 3-Point FG .429, Free Throw .500.

| MISSOURI STATE (2-0) | FG | 3Pt | FT | ORDR | Reb | PF | Pts. | A | TO | Bk | St | Min |
|------------------------|-------|------|-------|------|-----|----|------|----|----|----|----|-------|
| Obediah Church, f | 2-5 | 0-0 | 0-0 | 5 | 2 | 7 | 3 | 4 | 2 | 0 | 1 | 17 |
| Jarrid Rhodes, f | 5-10 | 3-5 | 0-0 | 1 | 2 | 3 | 1 | 13 | 1 | 1 | 0 | 25 |
| Alize Johnson, f | 3-8 | 0-3 | 4-6 | 5 | 9 | 14 | 3 | 10 | 5 | 0 | 0 | 22 |
| Ronnie Rousseau III, g | 3-5 | 1-1 | 1-2 | 0 | 2 | 2 | 2 | 8 | 4 | 0 | 0 | 23 |
| Ryan Kreklow, g | 4-11 | 3-8 | 0-0 | 2 | 3 | 5 | 2 | 11 | 1 | 3 | 1 | 22 |
| Abdul Fofana | 0-1 | 0-0 | 2-3 | 1 | 3 | 4 | 0 | 2 | 0 | 0 | 1 | 8 |
| Mustafa Lawrence | 1-4 | 0-2 | 0-0 | 1 | 1 | 2 | 0 | 2 | 1 | 0 | 0 | 11 |
| Reggie Scurry | 2-5 | 0-1 | 2-2 | 2 | 1 | 3 | 3 | 6 | 0 | 2 | 1 | 17 |
| Jarred Dixon | 2-6 | 0-1 | 1-4 | 0 | 2 | 2 | 2 | 5 | 1 | 1 | 2 | 21 |
| Ross Owens | 0-1 | 0-1 | 0-0 | 0 | 1 | 1 | 0 | 0 | 0 | 0 | 0 | 3 |
| J.T. Miller | 5-5 | 2-2 | 4-4 | 0 | 1 | 1 | 1 | 16 | 1 | 0 | 0 | 17 |
| Tanveer Bhullar | 4-8 | 0-0 | 1-2 | 3 | 4 | 7 | 3 | 9 | 1 | 2 | 1 | 14 |
| TEAM | | | | 0 | 0 | 0 | | | | | | |
| Totals | 31-69 | 9-24 | 15-23 | 20 | 31 | 51 | 20 | 86 | 17 | 9 | 7 | 6 200 |

Percentages: Field Goal .449, 3-Point FG .375, Free Throw .652.

Halftime: MSU 49, SU 26; Officials: Jeff Campbell, Ervin Wilson, Owen Shortt.

| Score by Periods | 1st | 2nd | Total |
|------------------|-----|-----|-------|
| Southern U | 26 | 32 | 58 |
| Missouri State | 49 | 37 | 86 |

Game 3

Nov. 17, 2017, JQH Arena, Springfield, Mo.
North Dakota State 57, Missouri State 54

Alize Johnson posted game highs with 23 points and 20 rebounds, but it wasn't quite enough as the Bears dropped a 57-54 decision to visiting North Dakota State. NDSU was led by A.J. Jacobson with 14 points, including 3 first-half 3-pointers.

After trailing by as many as 10 in the first half, MSU took charge out of the gates in the second stanza and led by as many as five. With less than four minutes to go in the game, the Bears went up 51-48 on a jumper by Ronnie Rousseau III but could not convert another field goal down the stretch.

NDSU tied the game, 52-52, on a floater by Jacobson with 2:58 remaining and then crept ahead by two on a pair of foul shots by Tyson Ward a minute later. MSU's Ryan Kreklow sank two clutch charity shots of his own at the 1:54 mark to knot the score for the last time, 54-54.

The Bison gained the edge on two free throws by Jacobson, and then both clubs went cold in the final 90 seconds.

Missouri State missed five straight field goal attempts, most highly contested near the rim, but it was the final shot of the night that looked like it might bail out the home club. With NDSU creeping ahead by three on a foul shot by Ward with 8.5 ticks showing, Johnson brought the ball down the court and picked up his dribble with time winding down. He found a streaking Jarrid Rhodes whose potential game-tying 3-pointer from the right wing looked on target, but just rimmed out as the final horn sounded.

Johnson was 8-of-21, and Reggie Scurry was 4-for-9 from the field, but the rest of the Bears combined to go 8-for-31 in a classic, defensive battle. For the night, MSU converted 32.8 percent overall and just 1-of-17 from long range.

Johnson's 20 rebounds was just one shy of a career high in his second straight double-double of the young campaign.

The Bears started the night in hibernation, missing their first three shots before Johnson converted a fast-break layup for the first points of the game nearly three-and-a-half minutes in.

Rhodes and Obediah Church followed suit to give MSU a 6-2 lead out of the gates as the Bison missed nine of their first 10 attempts.

After a Ryan Kreklow jumper at the 12:38 mark put the Bears up 8-5, NDSU went on a 14-1 run over the next six minutes to take a 19-9 advantage. MSU ended the dry spell with back-to-back buckets by Johnson, including a steal and layup to get within six.

After Jacobson's third trey of the opening half gave NDSU a 22-13 lead with just over five minutes to go, the Bears ended the stanza on a 9-2 run to get within 24-22 at the intermission. Church, Scurry and Jarred Dixon led the surge, including a huge triple by Dixon with 30 seconds to go before the break.

North Dakota State 57, Missouri State 54

JQH Arena, Springfield, Mo. (Attendance: 4,701)

| NDSU (1-2) | FG | 3Pt | FT | ORDR | Reb | PF | Pts. | A | TO | Bk | St | Min | |
|-------------------------|-------|------|------|------|-----|----|------|-------------|----|----|----|-----|-----|
| A.J. Jacobson, f..... | 4-7 | 3-5 | 3-4 | 0 | 1 | 1 | 0 | 14 | 0 | 1 | 2 | 1 | 27 |
| Dylan Miller, f..... | 1-4 | 0-0 | 0-0 | 1 | 0 | 1 | 3 | 2 | 1 | 0 | 0 | 0 | 14 |
| Paul Miller, g..... | 5-16 | 2-5 | 1-3 | 0 | 7 | 7 | 2 | 13 | 1 | 4 | 0 | 1 | 36 |
| Jared Samuelson, g..... | 0-2 | 0-2 | 0-0 | 0 | 1 | 1 | 1 | 0 | 1 | 0 | 0 | 0 | 16 |
| Tyson Ward, g..... | 4-10 | 0-3 | 3-4 | 4 | 6 | 10 | 0 | 11 | 3 | 2 | 0 | 2 | 32 |
| Chris Quayle..... | 0-0 | 0-0 | 0-0 | 0 | 1 | 1 | 1 | 0 | 2 | 1 | 0 | 0 | 10 |
| Cameron Hunter..... | 1-4 | 0-2 | 0-0 | 0 | 2 | 2 | 2 | 2 | 1 | 3 | 0 | 0 | 26 |
| Deng Geu..... | 5-9 | 1-1 | 0-0 | 2 | 4 | 6 | 3 | 11 | 0 | 0 | 1 | 0 | 13 |
| Spencer Eliason..... | 2-2 | 0-0 | 0-1 | 0 | 2 | 2 | 2 | 4 | 1 | 1 | 0 | 0 | 20 |
| Rocky Kreuser..... | 0-2 | 0-2 | 0-0 | 0 | 1 | 1 | 1 | 0 | 1 | 0 | 0 | 0 | 6 |
| TEAM..... | | | | 0 | 4 | 4 | | Deadball: 4 | | | | | |
| Totals..... | 22-56 | 6-20 | 7-12 | 7 | 29 | 36 | 15 | 57 | 11 | 12 | 3 | 4 | 200 |

Percentages: Field Goal .393, 3-Point FG .300, Free Throw .583.

| MISSOURI STATE (2-1) | FG | 3Pt | FT | ORDR | Reb | PF | Pts. | A | TO | Bk | St | Min | |
|-----------------------------|-------|------|-------|------|-----|----|-------------|----|----|----|----|-----|-----|
| Obediah Church, f..... | 2-2 | 0-0 | 0-2 | 1 | 4 | 5 | 1 | 4 | 0 | 2 | 3 | 0 | 24 |
| Jarrid Rhodes, f..... | 1-11 | 0-5 | 0-0 | 1 | 6 | 7 | 2 | 2 | 0 | 1 | 0 | 2 | 33 |
| Alize Johnson, f..... | 8-21 | 0-2 | 7-10 | 7 | 13 | 20 | 4 | 23 | 0 | 0 | 0 | 1 | 26 |
| Ronnie Rousseau III, g..... | 2-7 | 0-4 | 1-2 | 0 | 0 | 0 | 2 | 5 | 1 | 2 | 0 | 0 | 36 |
| Ryan Kreklow, g..... | 1-4 | 0-3 | 4-4 | 0 | 3 | 3 | 3 | 6 | 0 | 2 | 0 | 2 | 33 |
| Reggie Scurry..... | 4-9 | 0-0 | 1-1 | 4 | 0 | 4 | 1 | 9 | 0 | 0 | 1 | 0 | 20 |
| Jarred Dixon..... | 2-4 | 1-1 | 0-0 | 0 | 2 | 2 | 2 | 5 | 0 | 0 | 0 | 0 | 16 |
| J.T. Miller..... | 0-2 | 0-1 | 0-0 | 0 | 0 | 0 | 1 | 0 | 0 | 0 | 0 | 0 | 9 |
| Tanveer Bhullar..... | 0-1 | 0-1 | 0-0 | 0 | 0 | 0 | 1 | 0 | 0 | 1 | 0 | 0 | 3 |
| TEAM..... | | | | 1 | 0 | 1 | | | | | | | |
| | | | | | | | Deadball: 4 | | | | | | |
| Totals..... | 20-61 | 1-17 | 13-19 | 14 | 28 | 42 | 17 | 54 | 1 | 8 | 4 | 5 | 200 |

Percentages: Field Goal .328, 3-Point FG .059, Free Throw .684.

Halftime: NDSU 24, MSU 22; Officials: Randy Heimerman, Winston Stith, K.D. Burdett.

| Score by Periods | 1st | 2nd | Total |
|-------------------------|-----|-----|-------|
| North Dakota State..... | 24 | 33 | 57 |
| Missouri State..... | 22 | 32 | 54 |

Game 4

Nov. 20, 2017, Germain Arena, Estero, Fla.
Georgia Southern 74, Missouri State 73

Alize Johnson scored 17 points and snagged a game-high 14 rebounds, but a second-half streak by unbeaten Georgia Southern helped hand the Bears a 74-73 loss in the opening round of the Gulf Coast Showcase at Germain Arena.

The Bears took their first lead of the game with 16:39 remaining on a 3-pointer by Ryan Kreklow to bring MSU all the way back from an early 12-point hole.

The lead see-sawed back and forth over the next four minutes before the Eagles went on a decisive 13-2 run to push ahead 67-57 on a tip-in by Sean O'Connell with just over eight minutes to play. GSU then scored four of the game's next five points to take its biggest lead of the afternoon, 71-58 at the 6:44 mark.

During that pivotal 10-minute stretch, the Bears committed six turnovers and put themselves in a difficult predicament. But in a game full of key scoring runs, the Bears saved their best for last, hitting on all cylinders over the game's final six minutes.

With the Bears' defense stepping up its efforts, Reggie Scurry started MSU's late scoring run with a traditional 3-point play, followed by a flashy layup by J.T. Miller. Miller later scored high off the glass with less than two minutes to go, and then MSU had a pivotal sequence off a GSU miss with just over a minute to play. Obediah Church blocked a shot by Tookie Brown which Johnson corralled and fed to a streaking Miller to get MSU within 73-68.

Miller then made it a 73-70 game with a huge dunk at the 34-second mark.

Brown, who had a game-high 20 points, then missed the front end of a one-and-one with 18.4 seconds to go to give MSU a chance to tie. After a long possession, Johnson lined up a potential game-tying three from the top of the key, but it missed just long.

GSU's Ike Smith gathered the rebound and was fouled with 5.6 seconds to play. He was sent to the line and made the first free throw, but missed the second. MSU rushed down the floor, and Jarrid Rhodes knocked down a clutch triple from the right wing to get MSU closer, but time expired before the Bears could foul again.

Miller scored a season-high 17 points for MSU, while Rhodes added 11 playing in his home state.

The Bears finished with 17 turnovers, shot 48.3 percent from the field on 28-of-58 shots and dropped in a season-best 76.5 percent (13-of-17) from the foul line. Aside from Ronnie Rousseau III, who was 2-for-2 from beyond the arc, the Bears were cold from long range, making just 4-of-18 (.222) threes as a team.

Missouri State out-rebounded Georgia Southern by a 42-35 margin.

In the first half, the Eagles jumped out to an 18-6 lead in the first five minutes to help the Sun Belt squad take a 44-38 lead into the intermission.

Georgia Southern 74, Missouri State 73

Germain Arena, Estero, Fla. (Attendance: 823)

| MISSOURI STATE (2-2) | FG | 3Pt | FT | ORDR | Reb | PF | Pts. | A | TO | Bk | St | Min | |
|-----------------------------|-------|------|-------|------|-----|----|------|-------------|----|----|----|-----|-----|
| Obediah Church, f..... | 0-0 | 0-0 | 2-2 | 1 | 1 | 2 | 3 | 2 | 3 | 1 | 2 | 0 | 22 |
| Ronnie Rousseau III, g..... | 2-3 | 2-2 | 1-2 | 0 | 2 | 2 | 4 | 7 | 0 | 2 | 0 | 0 | 16 |
| Jarrid Rhodes, f..... | 5-11 | 1-4 | 0-0 | 2 | 3 | 5 | 1 | 11 | 1 | 3 | 0 | 0 | 27 |
| Ryan Kreklow, g..... | 2-6 | 1-4 | 0-0 | 0 | 1 | 1 | 3 | 5 | 1 | 1 | 0 | 1 | 20 |
| Alize Johnson, f..... | 5-12 | 0-5 | 7-8 | 5 | 9 | 14 | 0 | 17 | 4 | 3 | 1 | 0 | 35 |
| Abdul Fofana..... | 0-0 | 0-0 | 0-0 | 0 | 1 | 1 | 0 | 0 | 0 | 1 | 0 | 0 | 0 |
| Reggie Scurry..... | 3-6 | 0-0 | 2-2 | 1 | 3 | 4 | 3 | 8 | 0 | 3 | 0 | 1 | 17 |
| Jarred Dixon..... | 3-9 | 0-2 | 0-1 | 1 | 2 | 3 | 2 | 6 | 0 | 3 | 0 | 0 | 33 |
| J.T. Miller..... | 8-11 | 0-1 | 1-2 | 1 | 5 | 6 | 1 | 17 | 3 | 0 | 0 | 1 | 30 |
| TEAM..... | | | | 0 | 4 | 4 | | Deadball: 0 | | | | | |
| Totals..... | 28-58 | 4-18 | 13-17 | 11 | 31 | 42 | 17 | 73 | 12 | 17 | 3 | 3 | 200 |

Percentages: Field Goal .483, 3-Point FG .222, Free Throw .765.

| GA. SOUTHERN (4-0) | FG | 3Pt | FT | ORDR | Reb | PF | Pts. | A | TO | Bk | St | Min | |
|-------------------------|------|-----|-----|------|-----|----|------|-------------|----|----|----|-----|----|
| Montae Glenn, f..... | 1-4 | 0-0 | 1-2 | 2 | 4 | 6 | 2 | 3 | 1 | 1 | 0 | 1 | 19 |
| Mike Hughes, f..... | 4-9 | 3-7 | 0-0 | 1 | 4 | 5 | 2 | 11 | 2 | 1 | 0 | 2 | 32 |
| Ike Smith, g..... | 8-23 | 0-7 | 3-5 | 2 | 4 | 6 | 1 | 19 | 1 | 2 | 1 | 0 | 31 |
| Tookie Brown, g..... | 7-13 | 4-6 | 2-3 | 1 | 3 | 4 | 2 | 20 | 5 | 1 | 1 | 4 | 34 |
| Jake Allsmitter, g..... | 5-9 | 3-7 | 0-0 | 0 | 1 | 1 | 5 | 13 | 0 | 0 | 0 | 0 | 26 |
| Jared Hamilton 1-5..... | 0-0 | 0-0 | 0 | 1 | 1 | 0 | 2 | 0 | 1 | 0 | 1 | 17 | |
| B.J. Gladden..... | 0-0 | 0-0 | 0-0 | 0 | 0 | 0 | 1 | 0 | 0 | 2 | 0 | 0 | 2 |
| Shawn O'Connell..... | 1-1 | 0-0 | 0-0 | 1 | 0 | 1 | 3 | 2 | 0 | 0 | 0 | 1 | 10 |
| Quan Jackson..... | 0-0 | 0-0 | 0-0 | 0 | 1 | 1 | 0 | 0 | 0 | 0 | 1 | 0 | 3 |
| Coye Simmons..... | 1-2 | 0-0 | 2-3 | 2 | 4 | 6 | 0 | 4 | 1 | 0 | 0 | 0 | 21 |
| David-Lee Jones Jr..... | 0-1 | 0-1 | 0-0 | 0 | 1 | 1 | 1 | 0 | 0 | 0 | 0 | 0 | 5 |
| TEAM..... | | | | 3 | 0 | 3 | | Deadball: 1 | | | | | |

Percentages: Field Goal .418, 3-Point FG .357, Free Throw .615.

Halftime: GSU 44, MSU 38; Officials: John Hampton, Tommy Short, Andrew Walton.

| Score by Periods | 1st | 2nd | Total |
|-----------------------|-----|-----|-------|
| Missouri State..... | 38 | 35 | 73 |
| Georgia Southern..... | 44 | 30 | 74 |

Game 5

Nov. 21, 2017, Germain Arena, Estero, Fla.
Missouri State 69, Manhattan 65

Alize Johnson's layup with 12 seconds remaining helped guide the Missouri State Bears to a 69-65 comeback win over Manhattan in the second round of the Gulf Coast Showcase.

Johnson led all scorers with 17 points and finished a perfect 7-for-7 at the line. MSU also got 12 points apiece from J.T. Miller and Obediah Church who each added five field goals.

The Bears led for the game's first 10 minutes, but fell behind after the Jaspers' amped up their full-court pressure to take MSU of its offensive rhythm. However, with just over six minutes to go in the game, Obediah Church's dunk in transition brought MSU all the way back from a nine-point deficit to tie the game at 57.

Manhattan recaptured the lead briefly, but the game's final four minutes belonged to the Bears. Ronnie Rousseau III knocked down two key free throws to get MSU closer before Miller tied the game, 61-61, on a running floater with just 3:45 to play.

Church added another big dunk a minute later to give the Bears their first lead since the opening half, but the Jaspers tied it again after Rich Williams was fouled by Miller and made both free throws. With 1:44 to play, Johnson scored on a put-back off a missed corner three by Kreklow to put MSU up 65-63.

That score held up until the final 40 seconds when Manhattan's Williams tied the game again on a challenged 15-foot jumper to make it 65-65. The Bears called a timeout at the 28-second mark to set up what proved to be the winning play – Johnson's layup with a dozen ticks to go.

Manhattan used its final timeout at 5.3 seconds before the final buzzer, but the Bears snuffed out the set play, and Kreklow gathered in a loose ball to end the threat. He iced the game's final two free throws to help hand MSU a four-point victory.

MSU held the Jaspers to just 29 percent shooting in the second half and forced seven turnovers in that span to set up the comeback. The Bears also scored 13 second-half field goals compared to just seven by Manhattan.

Church scored all 12 of his points in the final stanza, going 5-for-5 from the field with 5 caroms and a pair of blocks down the stretch. For his part, Johnson was also key in the clutch, making 4-of-6 second-half shots while helping MSU out-rebound MC by a 22-15 margin in that span.

For the game, the Bears finished 24-of-55 (.436) overall from the field and a season-best 20-of-25 (.800) at the foul line. MSU also enjoyed a 37-29 rebounding advantage with just 11 turnovers in a defensive-oriented contest.

After firing an impressive 55 percent from the field in the first half, Manhattan finished 23-for-53 (.434) from the field and 8-of-19 (.421) from three. The Jaspers got 15 points apiece from Aaron Walker and Rich Williams in a solid team effort.

Missouri State 69, Manhattan 65

Germain Arena, Estero, Fla. (Attendance: 841)

| MISSOURI STATE (3-2) | FG | 3Pt | FT | ORDR | Reb | PF | Pts. | A | TO | Bk | St | Min | |
|-----------------------------|------|-----|-----|------|-----|----|------|-------------|----|----|----|-----|----|
| Obediah Church, f..... | 5-6 | 0-0 | 2-4 | 4 | 2 | 6 | 3 | 12 | 1 | 1 | 2 | 0 | 24 |
| Ronnie Rousseau III, g..... | 2-6 | 0-2 | 4-4 | 1 | 2 | 3 | 1 | 8 | 2 | 2 | 0 | 1 | 31 |
| Jarrid Rhodes, f..... | 0-3 | 0-2 | 0-0 | 2 | 5 | 7 | 1 | 0 | 5 | 0 | 0 | 1 | 22 |
| J.T. Miller, g..... | 5-12 | 0-0 | 2-3 | 2 | 2 | 4 | 4 | 12 | 2 | 2 | 0 | 1 | 31 |
| Alize Johnson, f..... | 5-10 | 0-2 | 7-7 | 2 | 3 | 5 | 4 | 17 | 1 | 4 | 0 | 0 | 32 |
| Reggie Scurry..... | 4-5 | 0-0 | 0-1 | 0 | 2 | 2 | 2 | 8 | 0 | 0 | 0 | 0 | 14 |
| Jarred Dixon..... | 2-6 | 0-0 | 1-2 | 0 | 2 | 2 | 1 | 5 | 0 | 0 | 0 | 3 | 21 |
| Ryan Kreklow..... | 1-6 | 1-5 | 2-2 | 0 | 1 | 1 | 1 | 5 | 3 | 1 | 0 | 2 | 18 |
| Tanveer Bhullar..... | 0-1 | 0-0 | 2-2 | 0 | 0 | 0 | 2 | 2 | 0 | 1 | 0 | 0 | 7 |
| TEAM..... | | | | 0 | 4 | 4 | | Deadball: 0 | | | | | |

Percentages: Field Goal .436, 3-Point FG .091, Free Throw .800.

| MANHATTAN (3-2) | FG | 3Pt | FT | ORDR | Reb | PF | Pts. | A | TO | Bk | St | Min | |
|--------------------------|------|-----|-----|------|-----|----|------|-------------|----|----|----|-----|----|
| Nehemiah Mack, g..... | 1-1 | 0-0 | 2-3 | 0 | 0 | 0 | 3 | 4 | 3 | 1 | 0 | 0 | 17 |
| Aaron Walker Jr., f..... | 5-10 | 2-3 | 3-4 | 1 | 2 | 3 | 3 | 15 | 1 | 4 | 0 | 1 | 24 |
| Calvin Crawford, g..... | 2-4 | 2-3 | 0-0 | 0 | 5 | 5 | 1 | 6 | 4 | 3 | 1 | 1 | 33 |
| Rich Williams, g..... | 5-11 | 1-3 | 4-4 | 0 | 7 | 7 | 4 | 15 | 3 | 1 | 0 | 1 | 32 |
| Pauly Paulicap, f..... | 4-7 | 0-0 | 0-2 | 2 | 1 | 3 | 4 | 8 | 0 | 0 | 5 | 0 | 21 |
| Patrick Strzala..... | 0-0 | 0-0 | 0-0 | 0 | 0 | 0 | 1 | 0 | 0 | 1 | 0 | 0 | 8 |
| Zavier Turner..... | 1-2 | 0-0 | 2-2 | 0 | 1 | 1 | 1 | 4 | 1 | 3 | 0 | 0 | 21 |
| Zane Waterman..... | 3-11 | 2-6 | 0-0 | 0 | 1 | 1 | 4 | 8 | 0 | 1 | 1 | 1 | 22 |
| Thomas Capuano..... | 2-5 | 1-2 | 0-0 | 1 | 2 | 3 | 1 | 5 | 2 | 0 | 0 | 0 | 18 |
| Ebube Ebube..... | 0-2 | 0-2 | 0-0 | 0 | 0 | 0 | 1 | 0 | 0 | 0 | 0 | 0 | 4 |
| TEAM..... | | | | 3 | 3 | 6 | | Deadball: 2 | | | | | |

Percentages: Field Goal .434, 3-Point FG .421, Free Throw .733.

Halftime: MC 39, MSU 34; Officials: Rick Crawford, Craig Murley, Tim Ebersole.

| Score by Periods..... | 1st | 2nd | Total |
|-----------------------|-----|-----|-------|
| Missouri State..... | 34 | 35 | 69 |
| Manhattan..... | 39 | 26 | 65 |

Game 6

Nov. 22, 2017, Germain Arena, Estero, Fla.
Missouri State 71, FAU 60

Missouri State got 14 points apiece from Jarrid Rhodes and Alize Johnson and rode the strength of five significant runs to put away Florida Atlantic, 71-60, in the consolation championship game of the Gulf Case Showcase.

Johnson snagged a team-high 8 rebounds and dished out 4 assists, while Rhodes knocked down three 3-pointers for MSU. The Bears also got 10 points apiece from J.T. Miller and Jarred Dixon.

FAU got a game-high 16 points from Gerdarius Troutman, who was 4-for-5 from long range, and 10 rebounds from Amir Smith.

After leading 36-28 at the midway point, the Bears opened up the second half with a 7-0 run that Johnson ignited with a mid-range jumper. Ronnie Rousseau III followed that up with a 3-pointer, and Rhodes converted a layup to push the Bears ahead, 43-28, less than 90 seconds into the final period.

The Bears' lead grew to 20 points later in the half on a 10-2 outburst by the Springfield club. Dixon and Reggie Scurry contributed four points apiece in the run that made it 55-35 with 12:31 to play.

MSU's defense kept the Owls without a field goal for more than seven minutes midway through the second half, and Dixon's jumper with 8:24 to play gave the Bears their biggest lead of the afternoon, 63-40.

Obediah Church threw home a one-handed dunk on a long, laser-like pass from Johnson with seven-and-a-half minutes to go that put the Bears up 65-43.

FAU responded with a 10-0 run, but victory was assured with solid free throw shooting by Miller and Ryan Kreklow in the clutch, while Johnson ended a five-minute field goal drought by the Bears to put things on ice.

Missouri State held FAU to just 35.6 percent shooting for the game on 21-of-59 attempts while using impressive defensive runs to force 12 turnovers and out-rebound the Owls by a 45-31 margin.

MSU finished 29-of-63 (.460), including an even 50-percent in the second half, and converting 9-of-12 (.750) from the stripe with 16 assists.

In the first half, the bigger Owls jumped out to a 9-3 lead before MSU used a 12-4 run over the next six minutes to lead 15-13. Baskets by Miller, Scurry and two by Rousseau sparked an 8-0 Bears' run in a stretch that changed the tides.

FAU retook the lead briefly, 17-15, midway through the opening period, but the Bears rallied behind a Johnson-led 6-0 rally to push back in front.

With under three minutes left in the half, Rhodes sparked an 11-2 run before the intermission with a pair of 3-pointers and a layup. His four-point play with 33 seconds left in the half made it a 36-25 game before FAU canned a triple before the final horn to send the Bears to a 36-28 lead at the break.

Missouri State 71, FAU 60

Germain Arena, Estero, Fla. (Attendance: 868)

| FAU (2-3) | FG | 3Pt | FT | OR | DR | Reb | PF | Pts. | A | TO | Bk | St | Min |
|----------------------------|------|-----|-----|----|----|-----|----|------|---|----|----|----|-----|
| Anthony Adger, g..... | 4-10 | 0-4 | 4-4 | 0 | 4 | 4 | 0 | 12 | 2 | 1 | 0 | 0 | 28 |
| William Pfister, f..... | 1-3 | 0-0 | 1-2 | 4 | 1 | 5 | 3 | 3 | 2 | 0 | 3 | 1 | 30 |
| Gerdarius Troutman, f..... | 6-10 | 4-5 | 0-0 | 0 | 1 | 1 | 0 | 16 | 0 | 2 | 0 | 2 | 30 |
| Jailyn Ingram, g..... | 4-12 | 0-2 | 4-4 | 1 | 1 | 2 | 2 | 12 | 0 | 2 | 0 | 0 | 31 |
| Ronald Delph, c..... | 0-4 | 0-0 | 0-0 | 1 | 4 | 5 | 2 | 0 | 0 | 0 | 0 | 1 | 15 |
| Payton Hulsey..... | 2-6 | 0-0 | 0-0 | 1 | 0 | 1 | 2 | 4 | 2 | 5 | 0 | 3 | 13 |
| Je'Quan Perry..... | 1-2 | 1-2 | 0-0 | 0 | 1 | 1 | 2 | 3 | 1 | 0 | 0 | 1 | 12 |
| Justin Massey..... | 0-5 | 0-3 | 4-6 | 0 | 0 | 0 | 0 | 4 | 0 | 1 | 0 | 0 | 14 |
| Tre' Maloney..... | 0-1 | 0-0 | 0-0 | 0 | 0 | 0 | 0 | 0 | 0 | 0 | 0 | 0 | 1 |
| Simeon Lepichev..... | 0-0 | 0-0 | 0-0 | 0 | 0 | 0 | 0 | 0 | 0 | 1 | 0 | 0 | 4 |
| Amir Smith..... | 3-6 | 0-0 | 0-0 | 4 | 6 | 10 | 1 | 6 | 0 | 0 | 2 | 1 | 22 |
| TEAM..... | | | | 2 | 0 | 2 | | | | | | | |
| Deadball: 1 | | | | | | | | | | | | | |

Percentages: Field Goal .356, 3-Point FG .313, Free Throw .813.

| MISSOURI STATE (4-2) | FG | 3Pt | FT | OR | DR | Reb | PF | Pts. | A | TO | Bk | St | Min |
|-----------------------------|-------|------|------|----|----|-----|----|-------------|----|----|----|----|-----|
| Obediah Church, f..... | 2-4 | 0-0 | 0-2 | 4 | 2 | 6 | 2 | 4 | 1 | 2 | 3 | 1 | 26 |
| Ronnie Rousseau III, g..... | 3-7 | 1-1 | 0-0 | 0 | 1 | 1 | 4 | 7 | 0 | 2 | 0 | 1 | 25 |
| Jarrid Rhodes, f..... | 5-9 | 3-5 | 1-1 | 1 | 4 | 5 | 2 | 14 | 3 | 0 | 0 | 0 | 27 |
| J.T. Miller, g..... | 4-7 | 0-0 | 2-2 | 1 | 4 | 5 | 3 | 10 | 4 | 3 | 1 | 1 | 27 |
| Alize Johnson, f..... | 6-14 | 0-3 | 2-3 | 3 | 5 | 8 | 2 | 14 | 4 | 4 | 0 | 1 | 32 |
| Reggie Scurry..... | 3-5 | 0-0 | 2-2 | 2 | 1 | 3 | 0 | 8 | 0 | 0 | 0 | 0 | 8 |
| Jarred Dixon..... | 5-8 | 0-0 | 0-0 | 2 | 2 | 4 | 0 | 10 | 3 | 1 | 0 | 0 | 27 |
| Ryan Kreklow..... | 0-4 | 0-3 | 2-2 | 0 | 4 | 4 | 0 | 2 | 1 | 2 | 0 | 0 | 15 |
| Tanveer Bhullar..... | 1-5 | 0-0 | 0-0 | 2 | 1 | 3 | 0 | 2 | 0 | 0 | 0 | 0 | 12 |
| TEAM..... | | | | 2 | 4 | 6 | | Deadball: 2 | 1 | | | | |
| Totals..... | 29-63 | 4-12 | 9-12 | 17 | 28 | 45 | 13 | 71 | 16 | 15 | 4 | 4 | 200 |

Percentages: Field Goal .460, 3-Point FG .333, Free Throw .750.

Halftime: MSU36, FAU 28; Officials: Rod Dixon, Craig Murley, Andrew Walton.

| Score by Periods..... | 1st | 2nd | Total |
|-----------------------|-----|-----|-------|
| Florida Atlantic..... | 28 | 32 | 60 |
| Missouri State..... | 36 | 35 | 71 |

Game 7

Nov. 24, 2017, JQH Arena, Springfield, Mo.

Missouri State 80, Evangel 48

All 11 Missouri State players in uniform found the scoring column, including a team-high 13 points by Jarred Dixon, to lead the Bears past Evangel, 80-48.

J.T. Miller, Obediah Church and Reggie Scurry also added 10 points apiece for MSU, which shot an even 50 percent from the field and out-rebounded the Crusaders by a 50-29 margin.

The game was the home guarantee as part of MSU's entry into the recently-completed Gulf Coast Showcase in Florida. It was also the Bears' fourth game in a five-day span.

Paul Lusk's club led wire-to-wire and jumped out of the gates to a 20-5 lead in the first 10 minutes. A close-range by Miller just over two minutes in gave the transfer from Howard University his 1,000th career point.

Nearly 13 minutes into the game, the Bears opened up a 21-point advantage on a traditional 3-point play by Church, who snagged a game-high 10 rebounds for his second career double-double.

Evangel responded with an 8-0 run powered by Jalen Norman and Justin Washington to get its deficit back to 13.

But right before the intermission, the home club rallied again, getting a dunk by Scurry to start things before a dunk-back by Church and a trey by Dixon – his first of three on the night.

The second half proved much the same with Ross Owens giving the Bears their first 30-point lead on a mid-range jumper at the 8:06 mark. Owens and Ryan Kreklow added triples in the final five minutes before Scurry put MSU over 80 points for the third time this season with a close-range bucket in the final minute.

The Bears knocked down eight 3-pointers for the game, their most since Nov. 15 against Southern, and accounted for 44 points in the paint and 34 bench points in picking up their third straight win.

Kreklow led MSU with 4 assists, Mustafa Lawrence tallied 3 steals, and Church added 5 blocked shots to his already-impressive stat line.

Evangel was led by Washington's game-high 19 points on 8-of-24 shooting and a team-high 6 rebounds.

Missouri State 80, Evangel 48

JQH Arena, Springfield, Mo. (Attendance: 3,485)

| EVANGEL (1-7) | FG | 3Pt | FT | ORDR | Reb | PF | Pts. | A | TO | Bk | St | Min | |
|---------------------------|-------|------|-----|------|-----|----|------|-------------|----|----|----|-----|-----|
| Jalen Norman, f..... | 3-6 | 0-2 | 0-0 | 2 | 1 | 3 | 1 | 6 | 2 | 1 | 2 | 3 | 29 |
| Justin Washington, f..... | 8-24 | 0-0 | 3-4 | 1 | 5 | 6 | 3 | 19 | 2 | 1 | 0 | 0 | 29 |
| Braden Adams, g..... | 2-9 | 0-2 | 0-0 | 0 | 1 | 1 | 0 | 4 | 1 | 1 | 1 | 0 | 26 |
| Autry Acord, g..... | 0-0 | 0-0 | 0-0 | 0 | 2 | 2 | 3 | 0 | 1 | 0 | 0 | 1 | 17 |
| Luke Call, g..... | 2-9 | 2-7 | 0-0 | 1 | 1 | 2 | 0 | 6 | 1 | 0 | 0 | 2 | 22 |
| Dylan Bekemeier..... | 3-6 | 2-3 | 0-0 | 0 | 3 | 3 | 1 | 8 | 1 | 2 | 0 | 1 | 17 |
| Neyko Dominguez..... | 0-0 | 0-0 | 0-0 | 0 | 1 | 1 | 0 | 0 | 1 | 0 | 0 | 0 | 3 |
| Mark Braunberger..... | 0-0 | 0-0 | 0-0 | 0 | 0 | 0 | 0 | 0 | 0 | 0 | 0 | 0 | 1 |
| Scott Blakeslee..... | 1-2 | 0-0 | 1-2 | 0 | 3 | 3 | 1 | 3 | 0 | 0 | 0 | 0 | 17 |
| Clark Brewington..... | 0-3 | 0-3 | 0-0 | 0 | 1 | 1 | 0 | 0 | 1 | 0 | 0 | 0 | 8 |
| Isaac Blakeslee..... | 0-3 | 0-2 | 0-0 | 0 | 1 | 1 | 0 | 0 | 0 | 1 | 1 | 0 | 17 |
| Shomari King..... | 0-0 | 0-0 | 0-1 | 1 | 0 | 1 | 2 | 0 | 1 | 1 | 0 | 0 | 3 |
| Jacob Smith..... | 0-0 | 0-0 | 0-0 | 0 | 1 | 1 | 0 | 0 | 0 | 0 | 0 | 0 | 3 |
| Marcus Miller..... | 1-1 | 0-0 | 0-0 | 0 | 0 | 0 | 2 | 2 | 0 | 3 | 0 | 0 | 7 |
| Chad Stegeman..... | 0-0 | 0-0 | 0-0 | 0 | 0 | 0 | 0 | 0 | 0 | 1 | 0 | 0 | 1 |
| TEAM..... | | | | 2 | 2 | 4 | | Deadball: 4 | | | | | |
| Totals..... | 20-63 | 4-19 | 4-7 | 7 | 22 | 29 | 13 | 48 | 10 | 12 | 4 | 7 | 200 |

Percentages: Field Goal .317, 3-Point FG .211, Free Throw .571.

| MISSOURI STATE (5-2) | FG | 3Pt | FT | ORDR | Reb | PF | Pts. | A | TO | Bk | St | Min | |
|------------------------|-------|------|------|------|-----|----|------|-------------|----|----|----|-----|-----|
| Obediah Church, f..... | 3-4 | 0-0 | 4-7 | 3 | 7 | 10 | 0 | 10 | 1 | 1 | 5 | 0 | 16 |
| Jarrid Rhodes, f..... | 2-6 | 0-3 | 0-0 | 1 | 2 | 3 | 2 | 4 | 1 | 1 | 1 | 1 | 23 |
| Alize Johnson, f..... | 4-8 | 1-3 | 0-0 | 1 | 5 | 6 | 1 | 9 | 3 | 0 | 0 | 1 | 19 |
| Jarred Dixon, g..... | 4-6 | 3-3 | 2-2 | 0 | 0 | 0 | 1 | 13 | 3 | 0 | 0 | 0 | 23 |
| J.T. Miller, g..... | 5-7 | 0-0 | 0-0 | 0 | 6 | 6 | 2 | 10 | 1 | 0 | 0 | 1 | 18 |
| Abdul Fofana..... | 2-4 | 0-0 | 0-0 | 1 | 3 | 4 | 2 | 4 | 1 | 0 | 0 | 2 | 12 |
| Mustafa Lawrence..... | 1-4 | 1-4 | 0-0 | 0 | 4 | 4 | 2 | 3 | 2 | 1 | 0 | 3 | 21 |
| Reggie Scurry..... | 5-9 | 0-0 | 0-1 | 4 | 1 | 5 | 0 | 10 | 0 | 2 | 1 | 0 | 15 |
| Ryan Kreklow..... | 3-8 | 2-4 | 0-0 | 1 | 5 | 6 | 0 | 8 | 4 | 1 | 0 | 1 | 27 |
| Ross Owens..... | 2-4 | 1-3 | 0-0 | 0 | 0 | 0 | 0 | 5 | 0 | 1 | 1 | 0 | 9 |
| Tanveer Bhullar..... | 2-7 | 0-0 | 0-2 | 1 | 4 | 5 | 1 | 4 | 2 | 4 | 1 | 0 | 17 |
| TEAM..... | | | | 1 | 0 | 1 | | Deadball: 3 | 1 | | | | |
| Totals..... | 33-66 | 8-20 | 6-12 | 13 | 37 | 50 | 11 | 80 | 18 | 12 | 9 | 9 | 200 |

Percentages: Field Goal .500, 3-Point FG .400, Free Throw .500.

Halftime: MSU 42, EU 23; Officials: Gene Grimshaw, Pat Boeh, Kelly Davis.

| Score by Periods..... | 1st | 2nd | Total |
|-----------------------|-----|-----|-------|
| Evangel..... | 23 | 25 | 48 |
| Missouri State..... | 42 | 38 | 80 |

Game 8

Nov. 28, 2017, JQH Arena, Springfield, Mo.

Missouri State 77, Colorado State 67

Ryan Kreklow scored a career-high 20 points, and Missouri State held off a late surge by visiting Colorado State to lead the Bears to a 77-67 victory as part of the Mountain West-Missouri Valley Conference Challenge series.

The Bears, who never trailed, also got 12 points from Reggie Scurry and 10 points and 8 rebounds from Obediah Church to help secure the win.

Prentiss Nixon tallied 20 points for Colorado State (3-4), which also got 14 points from Deion James and 13 from Che Bob. Bob notched a game-high 12 rebounds for the Rams.

The Bears jumped out to an 8-2 lead early and then extended their advantage to 20-8 at the midway point of the first half after back-to-back 3-pointers by Jarrid Rhodes and Kreklow.

Kreklow finished 3-of-6 from bonus distance on the night.

MSU kept the pressure on the visitors and used a 5-0 run that included a steal and layup by Jarred Dixon to lead 25-9. The Bears would match their biggest lead of the opening stanza – 16 points – five more times, including a buzzer-beating layup by Tanveer Bhullar just before the intermission.

Colorado State made things interesting with a 7-0 run to start the second half, but the Bears responded three minutes into the final period with a triple from Rhodes and a close-range bucket by Church to get the MSU edge back to 14.

MSU's lead grew to as many as 20 with 7:50 to play on a transition trey by Kreklow that followed a corner three by Ronnie Rousseau III moments earlier.

MSU then went the next three minutes without a field goal while CSU chipped away. J.T. Miller's jumper with 4:41 to play made it a 67-55 game to stop the bleeding, but the Rams answered with a quick 4-0 outburst to cut their deficit to eight.

With two minutes remaining, CSU scored on back-to-back dunks by Bob and James that made the score 69-63 with 1:47 to play, and when James kissed the glass with a short jumper at the 1:29 to go, it trimmed MSU's advantage to 69-65.

But the final minute belonged to the home club. Rhodes, Kreklow and Dixon each contributed clutch free throws down the stretch as MSU converted 8-of-10 from the stripe and got a series of defensive stops to put the double-figure win on ice.

MSU was out-rebounded for the first time, 41-36, but dominated the pine with 46 bench points to CSU's 6. MSU's junior class combined for 51 points from Kreklow, Church, Scurry and Dixon, to help cushion the scoring load with the club's top point producer Alize Johnson held scoreless for the just the second time in his career.

The Bears held Colorado State to just 35.9 percent shooting (23-of-64) overall and 4-of-23 (.174) from long range. MSU also did a great job at the foul line, converting 23-of-29 (.793) from the stripe and 43.4 percent (23-of-53) overall.

Missouri State 77, Colorado State 67

JQH Arena, Springfield, Mo. (Attendance: 4,895)

| COLORADO ST. (3-4) | FG | 3Pt | FT | ORDR | Reb | PF | Pts. | A | TO | Bk | St | Min | |
|------------------------|-------|------|-------|------|-----|----|------|-------------|----|----|----|-----|-----|
| Che Bob, f..... | 4-13 | 0-3 | 5-8 | 5 | 7 | 12 | 4 | 13 | 1 | 2 | 2 | 1 | 35 |
| Deion James, f..... | 5-7 | 0-0 | 4-4 | 3 | 1 | 4 | 4 | 14 | 0 | 1 | 0 | 1 | 24 |
| Nico Carvacho, c..... | 2-6 | 0-0 | 2-4 | 4 | 2 | 6 | 1 | 6 | 1 | 2 | 0 | 0 | 22 |
| Prentiss Nixon, g..... | 7-19 | 2-11 | 4-4 | 0 | 6 | 6 | 5 | 20 | 0 | 1 | 0 | 2 | 36 |
| J.D. Paige, g..... | 3-10 | 1-5 | 1-2 | 2 | 3 | 5 | 1 | 8 | 2 | 3 | 0 | 0 | 35 |
| Raquan Mitchell..... | 0-1 | 0-0 | 0-0 | 0 | 0 | 0 | 2 | 0 | 0 | 1 | 0 | 0 | 9 |
| Lorenzo Jenkins..... | 1-3 | 1-2 | 1-2 | 0 | 1 | 1 | 1 | 4 | 0 | 1 | 0 | 0 | 12 |
| Robbie Berwick..... | 0-1 | 0-0 | 0-0 | 0 | 0 | 0 | 1 | 0 | 0 | 1 | 0 | 0 | 6 |
| Anthony Bonner..... | 1-4 | 0-2 | 0-0 | 0 | 3 | 3 | 5 | 2 | 2 | 0 | 0 | 0 | 19 |
| Logan Ryan..... | 0-0 | 0-0 | 0-0 | 0 | 0 | 0 | 0 | 0 | 0 | 0 | 0 | 0 | 2 |
| TEAM..... | | | | 3 | 1 | 4 | | Deadball: 3 | | | | | |
| Totals..... | 23-64 | 4-23 | 17-24 | 17 | 24 | 41 | 24 | 67 | 6 | 12 | 2 | 4 | 200 |

Percentages: Field Goal .359, 3-Point FG .174, Free Throw .708.

| MISSOURI STATE (6-2) | FG | 3Pt | FT | ORDR | Reb | PF | Pts. | A | TO | Bk | St | Min | |
|--------------------------|-------|------|-------|------|-----|----|------|-------------|----|----|----|-----|-----|
| Obediah Church, f..... | 4-4 | 0-0 | 2-4 | 6 | 2 | 8 | 3 | 10 | 1 | 1 | 1 | 1 | 32 |
| Jarrid Rhodes, f..... | 2-6 | 2-6 | 3-5 | 0 | 5 | 5 | 4 | 9 | 0 | 1 | 0 | 0 | 22 |
| Alize Johnson, f..... | 0-7 | 0-5 | 0-0 | 0 | 4 | 4 | 4 | 0 | 1 | 4 | 1 | 0 | 24 |
| Jarred Dixon, g..... | 2-6 | 0-1 | 5-5 | 1 | 4 | 5 | 3 | 9 | 5 | 2 | 1 | 2 | 35 |
| J.T. Miller, g..... | 1-5 | 0-1 | 1-2 | 2 | 3 | 5 | 4 | 3 | 0 | 1 | 0 | 0 | 13 |
| Mustafa Lawrence..... | 1-2 | 1-2 | 0-0 | 0 | 1 | 1 | 0 | 3 | 1 | 0 | 0 | 1 | 4 |
| Reggie Scurry..... | 3-5 | 1-1 | 5-5 | 1 | 3 | 4 | 3 | 12 | 1 | 0 | 3 | 0 | 15 |
| Ronnie Rousseau III..... | 2-4 | 1-2 | 2-2 | 0 | 1 | 1 | 0 | 7 | 4 | 3 | 0 | 1 | 18 |
| Ryan Kreklow..... | 6-11 | 3-6 | 5-6 | 0 | 1 | 1 | 3 | 20 | 0 | 2 | 0 | 1 | 32 |
| Tanveer Bhullar..... | 2-3 | 0-0 | 0-0 | 1 | 0 | 1 | 0 | 4 | 0 | 0 | 0 | 0 | 5 |
| TEAM..... | | | | 0 | 1 | 1 | | Deadball: 4 | 1 | | | | |
| Totals..... | 23-53 | 8-24 | 23-29 | 11 | 25 | 36 | 24 | 77 | 13 | 15 | 6 | 6 | 200 |

Percentages: Field Goal .434, 3-Point FG .333, Free Throw .793.

Halftime: MSU 42, CSU 26; Officials: Randy McCall, Verne Harris, Larry Spaulding.

| Score by Periods..... | 1st | 2nd | Total |
|-----------------------|-----|-----|-------|
| Colorado State..... | 26 | 41 | 67 |
| Missouri State..... | 42 | 35 | 77 |

Game 9

Dec. 2, 2017, Stanford Pentagon, Sioux Falls, S.D. Missouri State 73, South Dakota State 53

Alize Johnson had game highs with 20 points and 14 rebounds to pace Missouri State past South Dakota State, 73-53, at the Stanford Pentagon, extending MSU's win streak to five games.

The Bears shot 48.4 percent from the field and never trailed, marking the club's third straight wire-to-wire victory.

After Missouri State ended the first half on a 7-0 run to lead 43-26 at the midway point, South Dakota State scored the first five points of the second half to get back within 12.

The Jackrabbits closed their deficit to 10 twice from there, first on a traditional 3-point play by Brandon Key with just over 13 minutes to play, and then on a close-range bucket by Tevin King at the 12:41 mark.

But MSU had an answer for the surge by SDSU, which was playing just 58 miles from its campus in Brookings. J.T. Miller started a 10-2 run by the Bears over the next three minutes that included three jumpers by Reggie Scurry to give MSU its biggest lead to that point, 58-40, midway through the second half.

King then went on a personal 5-0 run for the Jackrabbits to make it 58-45, but MSU's defense would hold SDSU without a field goal for most of the next six minutes while pushing ahead by as many as 22 with close-range buckets from Miller, Johnson and Obediah Church down the stretch.

Scurry finished with 14 points in 15 minutes, while Church was a perfect 3-for-3 from the field to account for 6 points and 6 rebounds. With four first-half 3-pointers, Jarrid Rhodes also finished in double figures for MSU with 12 points.

King led South Dakota State's efforts with 13 points, while Reed Tellinghuisen has 12 points. Highly-touted NBA prospect Mike Daum finished 3-for-14 from the field for 7 points and just 3 rebounds.

MSU out-rebounded SDSU by a 41-30 margin and held the Jacks to just 35.6 percent shooting from the field (21-for-59) and 12.5 percent (3-of-24) from three.

The Bears set a blistering pace in the first half, shooting 51.6 percent from the field with 9 treys to lead by 17 at the intermission.

Johnson knocked down two 3-pointers in the first two minutes of the game to set the early standard. Around the five-minute mark, Ryan Kreklow and Rhodes drained long-range bombs after Johnson's third triple to push the Bears up 34-21. Finally after an MSU timeout with 1:38 left in the opening stanza, MSU came out with a layup by Church, a triple by Rhodes – his fourth of the half – and a buzzer-beating jumper by Kreklow to lead 43-26 at the midway point.

Missouri State 73, South Dakota State 53

Stanford Pentagon, Sioux Falls, S.D. (Attendance: 2,001)

| MISSOURI STATE (7-2) | FG | 3Pt | FT | ORDR | Reb | PF | Pts. | A | TO | Bk | St | Min | |
|--------------------------|-------|------|-----|------|-----|----|------|-------------|----|----|----|-----|-----|
| Obediah Church, f..... | 3-3 | 0-0 | 0-0 | 2 | 4 | 6 | 2 | 6 | 0 | 1 | 2 | 1 | 20 |
| Jarrid Rhodes, f..... | 4-5 | 4-4 | 0-0 | 0 | 1 | 1 | 0 | 12 | 3 | 0 | 0 | 0 | 25 |
| Alize Johnson, f..... | 8-17 | 3-9 | 1-2 | 2 | 12 | 14 | 2 | 20 | 2 | 0 | 0 | 0 | 36 |
| Jarred Dixon, g..... | 4-7 | 0-1 | 0-0 | 1 | 2 | 3 | 2 | 8 | 4 | 3 | 0 | 0 | 33 |
| J.T. Miller, g..... | 3-9 | 0-1 | 2-2 | 1 | 1 | 2 | 1 | 8 | 2 | 0 | 0 | 1 | 23 |
| Reggie Scurry..... | 6-9 | 1-1 | 1-2 | 3 | 1 | 4 | 1 | 14 | 0 | 1 | 0 | 0 | 15 |
| Ronnie Rousseau III..... | 0-3 | 0-2 | 0-0 | 0 | 3 | 3 | 3 | 0 | 3 | 0 | 0 | 0 | 15 |
| Ryan Kreklow..... | 2-8 | 1-6 | 0-0 | 1 | 5 | 6 | 3 | 5 | 3 | 2 | 0 | 1 | 27 |
| Tanveer Bhullar..... | 0-1 | 0-0 | 0-0 | 0 | 0 | 0 | 1 | 0 | 2 | 0 | 0 | 0 | 6 |
| TEAM..... | | | | 1 | 1 | 2 | | Deadball: 2 | 1 | | | | |
| Totals..... | 30-62 | 9-24 | 4-6 | 11 | 30 | 41 | 15 | 73 | 19 | 8 | 2 | 3 | 200 |

Percentages: Field Goal .484, 3-Point FG .375, Free Throw .667.

| SOUTH DAKOTA ST. (7-3) | FG | 3Pt | FT | ORDR | Reb | PF | Pts. | A | TO | Bk | St | Min | |
|----------------------------|-------|------|------|------|-----|----|------|-------------|----|----|----|-----|-----|
| Reed Tellinghuisen, f..... | 5-13 | 2-9 | 0-1 | 0 | 4 | 4 | 1 | 12 | 0 | 0 | 0 | 33 | |
| Mike Daum, f..... | 3-14 | 1-5 | 0-0 | 1 | 2 | 3 | 2 | 7 | 2 | 1 | 2 | 0 | 33 |
| Ian Theisen, f..... | 2-4 | 0-2 | 0-0 | 2 | 1 | 3 | 0 | 4 | 0 | 0 | 0 | 22 | |
| Tevin King, g..... | 3-6 | 0-2 | 7-9 | 2 | 3 | 5 | 2 | 13 | 2 | 3 | 1 | 2 | 30 |
| Chris Howell, g..... | 4-7 | 0-0 | 0-0 | 3 | 4 | 7 | 1 | 8 | 1 | 1 | 0 | 0 | 25 |
| Brandon Key..... | 2-4 | 0-2 | 1-2 | 0 | 0 | 0 | 0 | 5 | 1 | 1 | 0 | 0 | 13 |
| Skyler Flatten..... | 0-1 | 0-0 | 0-0 | 0 | 1 | 1 | 0 | 0 | 1 | 0 | 0 | 1 | 10 |
| David Jenkins..... | 2-9 | 0-3 | 0-0 | 0 | 5 | 5 | 2 | 4 | 0 | 1 | 0 | 0 | 20 |
| Lane Severny..... | 0-1 | 0-1 | 0-0 | 1 | 1 | 2 | 1 | 0 | 0 | 0 | 0 | 0 | 14 |
| TEAM..... | | | | 0 | 0 | 0 | | Deadball: 3 | | | | | |
| Totals..... | 21-59 | 3-24 | 8-12 | 9 | 21 | 30 | 9 | 53 | 7 | 7 | 3 | 3 | 200 |

Percentages: Field Goal .356, 3-Point FG .125, Free Throw .667.

Halftime: MSU 43, SDSU 26; Officials: Steve McJunkins, Darryl Smith, Toby Martinez.

| Score by Periods..... | 1st | 2nd | Total |
|-------------------------|-----|-----|-------|
| Missouri State..... | 43 | 30 | 73 |
| South Dakota State..... | 26 | 27 | 53 |

Game 10

Dec. 4, 2017, Scheels Center, Fargo, N.D. Missouri State 71, North Dakota State 58

Missouri State extended its win streak to six games with a 71-58 road victory over North Dakota State. The Bears got a game-high 21 points and 10 rebounds from senior Alize Johnson who made 9-of-16 shots on the evening.

It was just NDSU's third loss ever at the newly-renovated Scheels Center. Blizzard-like conditions at game time held the night's attendance to just 1,704.

After battling tooth and nail for the first 32 minutes, the Bears (8-2) closed out the game on an 18-6 run after NDSU made it a 53-52 game with just under eight minutes to play. After Chris Quayle's jumper at 7:57 got the Bison within one, MSU came out of the under-eight media timeout with a triple by Jarrid Rhodes, a layup and free throw by Reggie Scurry and elbow jumper by Ronnie Rousseau III to take a 63-52 edge and force an NDSU timeout.

MSU stretched its lead to double figures for the first time on the ensuing possession on a layup by Scurry on a great bounce pass by Ryan Kreklow that made it 63-52 with 4:20 to play.

Paul Miller hit a couple of free throws and a layup for the home side in the final four minutes, but Johnson took over down the stretch with a one-handed 10-footer and then a clutch 3-pointer with 1:25 to play for MSU.

With less than a minute to go, Scurry completed a traditional 3-point play on a strong move to the rim and dunk to make it 71-56 with 39 seconds remaining.

Scurry finished with 13 points, while Jarrid Rhodes added 11 for the Bears. Johnson posted his fifth double-double of the young season, while Scurry added 7 rebounds to help MSU to a 42-26 advantage on the glass.

Miller led NDSU with 16 points as the only Bison player to score in double figures. MSU held NDSU to just 39.6 percent from the field (21-for-53) and 8-of-27 (.296) from long range.

In the first half, MSU went to the locker room on a 12-2 run, culminated by a buzzer-beating 3-pointer by Jarred Dixon to lead, 37-32, at the game's midway point.

Dixon scored the game's opening basket to give MSU the early lead, but NDSU reeled off the next eight to build an early 8-2 edge.

MSU kept it close with solid defense from there, but five straight times the Bears got within two points of the lead, the Bison answered with a clutch 3-pointer, including twice by Quayle.

The Bears finally broke through on a hook shot by J.T. Miller with just under three minutes left in the half before Rhodes tied the game, 30-30, with a 3-pointer. NDSU retook the lead briefly on a hook shot by Deng Geu, but MSU scored the final six points of the half thanks to a pair of steals by Kreklow and buckets by Obediah Church, Scurry and the buzzer-beater by Dixon.

Missouri State 71, North Dakota State 58

Scheels Center, Fargo, N.D. (Attendance: 1,704)

| MISSOURI STATE (8-2) | FG | 3Pt | FT | ORDR | Reb | PF | Pts. | A | TO | Bk | St | Min | |
|--------------------------|-------|------|-----|------|-----|----|------|-------------|----|----|----|-----|-----|
| Obediah Church, f..... | 2-5 | 0-0 | 1-1 | 2 | 4 | 6 | 1 | 5 | 0 | 3 | 0 | 0 | 26 |
| Jarrid Rhodes, f..... | 4-7 | 2-5 | 1-2 | 2 | 3 | 5 | 2 | 11 | 0 | 1 | 1 | 0 | 31 |
| Alize Johnson, f..... | 9-16 | 2-4 | 1-1 | 3 | 7 | 10 | 2 | 21 | 2 | 3 | 0 | 0 | 32 |
| Jarred Dixon, g..... | 3-7 | 1-2 | 0-0 | 1 | 1 | 2 | 1 | 7 | 1 | 1 | 0 | 0 | 21 |
| J.T. Miller, g..... | 2-4 | 0-0 | 0-0 | 0 | 4 | 4 | 1 | 4 | 2 | 2 | 0 | 0 | 16 |
| Abdul Fofana..... | 0-0 | 0-0 | 0-0 | 0 | 0 | 0 | 0 | 0 | 0 | 0 | 0 | 0 | 1 |
| Mustafa Lawrence..... | 0-0 | 0-0 | 0-0 | 0 | 0 | 0 | 0 | 0 | 0 | 0 | 0 | 0 | 0+ |
| Reggie Scurry..... | 5-9 | 0-2 | 3-5 | 2 | 5 | 7 | 2 | 13 | 0 | 0 | 2 | 0 | 20 |
| Ronnie Rousseau III..... | 3-6 | 2-3 | 0-0 | 0 | 4 | 4 | 0 | 8 | 2 | 1 | 0 | 0 | 29 |
| Ryan Kreklow..... | 1-7 | 0-2 | 0-0 | 1 | 1 | 2 | 3 | 2 | 2 | 0 | 0 | 2 | 22 |
| Tanveer Bhullar..... | 0-0 | 0-0 | 0-0 | 0 | 0 | 0 | 0 | 0 | 0 | 0 | 0 | 0 | 2 |
| TEAM..... | | | | 1 | 1 | 2 | | Deadball: 1 | 1 | | | | |
| Totals..... | 29-61 | 7-18 | 6-9 | 12 | 30 | 42 | 12 | 71 | 9 | 12 | 3 | 2 | 200 |

Percentages: Field Goal .475, 3-Point FG .389, Free Throw .667.

| NORTH DAKOTA ST. (3-5) | FG | 3Pt | FT | ORDR | Reb | PF | Pts. | A | TO | Bk | St | Min |
|-------------------------|-------|------|------|------|-----|----|------|-------------|----|----|----|-------|
| A.J. Jacobson, f..... | 1-4 | 1-3 | 2-2 | 0 | 3 | 3 | 0 | 5 | 0 | 1 | 1 | 30 |
| Spencer Eliason, f..... | 2-4 | 0-0 | 2-2 | 3 | 3 | 6 | 2 | 6 | 1 | 0 | 0 | 17 |
| Paul Miller, g..... | 6-13 | 2-7 | 2-2 | 0 | 9 | 9 | 2 | 16 | 4 | 2 | 0 | 36 |
| Jared Samuelson, g..... | 1-3 | 1-3 | 0-0 | 0 | 0 | 0 | 1 | 3 | 0 | 0 | 0 | 15 |
| Tyson Ward, g..... | 1-5 | 0-1 | 0-0 | 0 | 2 | 2 | 2 | 2 | 3 | 0 | 0 | 27 |
| Chris Quayle..... | 3-5 | 2-4 | 0-0 | 0 | 0 | 0 | 1 | 8 | 1 | 0 | 0 | 19 |
| Cameron Hunter..... | 2-6 | 1-4 | 1-2 | 0 | 4 | 4 | 1 | 6 | 2 | 1 | 0 | 23 |
| Deng Geu..... | 3-6 | 0-1 | 0-0 | 1 | 0 | 1 | 1 | 6 | 0 | 0 | 1 | 10 |
| Rockey Kreuser..... | 1-4 | 0-2 | 0-1 | 0 | 1 | 1 | 0 | 2 | 0 | 0 | 0 | 10 |
| Dylan Miller..... | 1-3 | 1-2 | 1-2 | 0 | 0 | 0 | 3 | 4 | 0 | 1 | 1 | 13 |
| TEAM..... | | | | 0 | 0 | 0 | | Deadball: 1 | | | | |
| Totals..... | 21-53 | 8-27 | 8-11 | 4 | 22 | 26 | 13 | 58 | 10 | 8 | 3 | 3 200 |

Percentages: Field Goal .396, 3-Point FG .296, Free Throw .727.

Halftime: MSU 37, NDSU 32; Officials: Kelly Pfeifer, Chris Beaver, Edwin Young.

| Score by Periods..... | 1st | 2nd | Total |
|-------------------------|-----|-----|-------|
| Missouri State..... | 37 | 34 | 71 |
| North Dakota State..... | 32 | 26 | 58 |

Game 11

Dec. 8, 2017, JQH Arena, Springfield, Mo.

Missouri State 78, Hampton 75

Missouri State got 17 points apiece from Jarred Dixon and Alize Johnson to help the Bears turn back visiting Hampton, 88-75.

MSU, which extended its win streak to seven games, shot 48.5 percent from the field with four double-figure scorers – including 11 by J.T. Miller and 10 by Jarred Rhodes – to overcome Hampton's hot shooting.

Hampton converted 53.1 percent in the first half to stay within seven of the Bears at the half, but MSU used a pair of threes by Dixon and a 7-1 run early in the second period to push ahead by 16 with 12:47 to play.

The Bears switched to a zone defense the second half to try to keep Hampton's Jermaine Marrow and Kalin Fisher in check. Marrow finished with a game-high 29 points after a 17-point first half, while Fisher tallied 15 points. The tandem combined for seven of the Pirates' 11 treys on the night.

Midway through the second half, three different Bears pitched in as part of a decisive 11-0 run in the span of two minutes. Leading 65-54 at the time, the Bears exploded like a cannon shot with Miller and Ronnie Rousseau III knocking down treys, Johnson tossing in a pair of foul shots, and Miller scoring on a traditional 3-point play to make it 76-54 at the 9:18 mark.

Missouri State used another 8-0 run in the final four minutes to stretch their lead to the largest of the night with Dixon hitting his final trey and Reggie Scurry collecting a 3-point play and a dunk to make it 88-64 with 3:27 to go.

MSU shot a JQH Arena record 68.4 percent from 3-point range, making 13-of-19 shots from bonus distance on a night that also saw the home club throw down five dunks. The Bears also out-rebounded Hampton by double figures, 40-29, with Johnson posting his sixth double-double of the year with a game-high 12 caroms.

For its part, Hampton stayed in the game by making tough shots. Marrow converted 10-of-18 attempts overall but 4-of-5 from beyond the arc. As a team, the Pirates converted 11-of-21 (.524) from bonus distance.

The first half was an offensive sprint with the Bears outrunning the Pirates, 49-42, to the midway point. Johnson posted 13 first-half points – including three treys.

After the Bears took a 21-14 lead seven minutes into the game on a triple by Ryan Kreklow, Hampton scored six of their next eight field goals from beyond the arc to stay within reach.

The Bears ended the half on a 7-2 run to push ahead by seven, thanks to a dunk by Obediah Church, a three by Jarred Rhodes and a transition jumper by Dixon.

Missouri State 78, Hampton 75

JQH Arena, Springfield, Mo. (Attendance: 4,612)

| HAMPTON (4-7) | FG | 3Pt | FT | OR DR | Reb | PF | Pts. | A | TO | Bk | St | Min |
|--------------------------|--------------|--------------|--------------|----------|-----------|-----------|-----------|-------------|-----------|----------|----------|------------|
| Trevond Barnes, f..... | 2-5 | 0-0 | 3-4 | 1 | 3 | 4 | 2 | 7 | 2 | 2 | 1 | 26 |
| C. Wilson-Fisher, f..... | 0-3 | 0-1 | 0-0 | 1 | 1 | 2 | 1 | 0 | 0 | 1 | 0 | 8 |
| Jermaine Marrow, g..... | 10-18 | 4-5 | 5-6 | 1 | 5 | 6 | 2 | 29 | 5 | 3 | 0 | 38 |
| Kalin Fisher, g..... | 6-11 | 3-5 | 0-0 | 0 | 4 | 4 | 1 | 15 | 3 | 0 | 0 | 35 |
| Akim Mitchell, g..... | 2-6 | 0-1 | 0-0 | 0 | 3 | 3 | 3 | 4 | 1 | 0 | 0 | 31 |
| Trey Carver..... | 2-5 | 0-0 | 0-0 | 0 | 1 | 1 | 1 | 4 | 0 | 0 | 0 | 13 |
| Greg Heckstall..... | 4-7 | 3-4 | 2-2 | 1 | 3 | 4 | 2 | 13 | 2 | 2 | 0 | 27 |
| Trey Houston..... | 0-0 | 0-0 | 0-0 | 0 | 1 | 1 | 0 | 0 | 0 | 0 | 0 | 1 |
| Austin Colbert..... | 0-3 | 0-0 | 0-0 | 1 | 0 | 1 | 1 | 0 | 0 | 0 | 0 | 7 |
| Lysander Bracey..... | 1-4 | 1-4 | 0-0 | 0 | 1 | 1 | 1 | 3 | 0 | 0 | 0 | 12 |
| Eugene Marshall III..... | 0-1 | 0-1 | 0-0 | 0 | 1 | 1 | 0 | 0 | 0 | 0 | 0 | 2 |
| TEAM..... | | | | 0 | 1 | 1 | | Deadball: 4 | | | | |
| Totals..... | 27-63 | 11-21 | 10-12 | 5 | 24 | 29 | 14 | 75 | 13 | 8 | 2 | 200 |

Percentages: Field Goal .429, 3-Point FG .524, Free Throw .833.

| MISSOURI STATE (9-2) | FG | 3Pt | FT | OR DR | Reb | PF | Pts. | A | TO | Bk | St | Min |
|--------------------------|--------------|--------------|--------------|-----------|-----------|-----------|-----------|-------------|-----------|-----------|----------|------------|
| Obediah Church, f..... | 2-5 | 0-0 | 1-2 | 1 | 4 | 5 | 1 | 5 | 2 | 1 | 1 | 23 |
| Jarred Rhodes, f..... | 4-8 | 2-3 | 0-0 | 0 | 4 | 4 | 2 | 10 | 2 | 1 | 0 | 28 |
| Alize Johnson, f..... | 6-10 | 3-5 | 2-2 | 5 | 7 | 12 | 1 | 17 | 2 | 2 | 0 | 28 |
| Jarred Dixon, g..... | 7-12 | 3-3 | 0-0 | 0 | 2 | 2 | 2 | 17 | 4 | 1 | 0 | 30 |
| J.T. Miller, g..... | 4-8 | 1-1 | 2-3 | 0 | 2 | 2 | 0 | 11 | 3 | 0 | 0 | 20 |
| Abdul Fofana..... | 0-0 | 0-0 | 0-0 | 0 | 0 | 0 | 0 | 0 | 0 | 0 | 0 | 2 |
| Mustafa Lawrence..... | 0-1 | 0-0 | 0-0 | 0 | 0 | 0 | 0 | 0 | 0 | 0 | 0 | 2 |
| Reggie Scurry..... | 3-5 | 0-1 | 3-3 | 1 | 1 | 2 | 1 | 9 | 0 | 1 | 0 | 11 |
| Ronnie Rousseau III..... | 1-3 | 1-1 | 0-0 | 1 | 2 | 3 | 2 | 3 | 4 | 1 | 0 | 18 |
| Ryan Kreklow..... | 3-7 | 3-5 | 0-0 | 0 | 2 | 2 | 1 | 9 | 1 | 1 | 0 | 22 |
| Ross Owens..... | 0-0 | 0-0 | 0-0 | 0 | 0 | 0 | 0 | 0 | 0 | 0 | 0 | 2 |
| Tanveer Bhullar..... | 2-7 | 0-0 | 3-4 | 2 | 3 | 5 | 4 | 7 | 1 | 3 | 0 | 14 |
| TEAM..... | | | | 0 | 3 | 3 | | Deadball: 2 | | | | |
| Totals..... | 32-66 | 13-19 | 11-14 | 10 | 30 | 40 | 14 | 88 | 19 | 11 | 4 | 200 |

Percentages: Field Goal .486, 3-Point FG .684, Free Throw .786.

Halftime: MSU 49, HU 42; Officials: Gerry Pollard, Jeff Campbell, Gene Grimshaw.

| Score by Periods..... | 1st | 2nd | Total |
|-----------------------|-----|-----|-------|
| Hampton..... | 42 | 33 | 75 |
| Missouri State..... | 49 | 39 | 88 |

Game 12

Dec. 10, 2017, Mabee Center, Tulsa, Okla.

Oral Roberts 73, Missouri State 66

Oral Roberts hit four 3-pointers in the final 10 minutes and used a decisive 9-2 run midway through the final stanza to take down the Missouri State Bears, 73-66.

Missouri State got 14 points and 5 rebounds from Jarred Rhodes, while J.T. Miller added 13 points.

The Bears led for more than 19 minutes and by as many as 11 points, but could not get defensive stops down the stretch.

MSU led 38-34 at the intermission and held off an early 5-0 outburst by the Golden Eagles to retake the lead on a trey by Jarred Dixon with just under 13 minutes to go. ORU then tied the game, 47-47, on a triple by Emmenue Nzekwesi before Alize Johnson put MSU up again on a close-range bucket with 12:14 remaining.

Oral Roberts then went on a 9-2 surge over the next three minutes to lead 56-51, and the visitors would never lead again.

Missouri State climbed within a possession of the lead six times over the next five minutes, including three critical scores from Miller. But each time the Bears got close, Oral Roberts (3-9) had an answer.

After Johnson brought the Bears back within 65-62 on a 3-pointer, ORU's Sam Kearns hit back-to-back threes to put the Golden Eagles up 68-62 with 4:05 to go.

The Bears would get within four on baskets by Miller and Reggie Scurry down the stretch, but a tough traveling call on Dixon in the final minute and four straight empty possessions sealed MSU's fate. Missouri State did not score in the last minute, 44 seconds of the contest.

Missouri State's usually-stingy defense allowed ORU to convert 53.1 percent of its field goals (26-of-49), by far a season high by a Bears' opponent. The Golden Eagles also made 9-of-20 (.450) from beyond the arc and got to the foul line 13 more times than MSU.

Missouri State finished 26-of-57 (.456) from the field and 7-of-24 (.292) from long range. The Bears out-rebounded the home club, 35-26, to help MSU tally 15 second-chance points. MSU also posted 14 assists, including a career-high 7 by Dixon.

ORU got 26 points in the paint, including a game-high 17 by Nzekwesi. Javan White added 14 points, and Kearns scored 13 with 8 assists.

The Bears started the afternoon slowly, rallying from an early seven-point deficit before the first media timeout to tie the game on a jumper by Scurry less than six minutes in. MSU extended its lead to as many as 11 in the first half, using a 7-0 run over a three-minute span to push ahead 33-22 after a triple by Ryan Kreklow.

Late in the half, ORU's Emir Ahmedric had the hot hand, scoring six straight points to get the home side within 36-31 before the Golden Eagles ended the half with a trey by Kearns to make it a 38-34 contest at the midway point..

Oral Roberts 73, Missouri State 66

Mabee Center, Tulsa, Okla. (Attendance: 2,331)

| MISSOURI STATE (9-3) | FG | 3Pt | FT | OR DR | Reb | PF | Pts. | A | TO | Bk | St | Min |
|------------------------|--------------|-------------|-------------|-----------|-----------|-----------|-----------|-------------|-----------|-----------|----------|------------|
| Obediah Church, f..... | 2-2 | 0-0 | 0-1 | 3 | 2 | 5 | 2 | 4 | 0 | 0 | 2 | 19 |
| Jarred Rhodes, f..... | 6-14 | 2-9 | 0-0 | 3 | 2 | 5 | 2 | 14 | 2 | 1 | 0 | 36 |
| Alize Johnson, f..... | 3-13 | 1-6 | 2-2 | 1 | 6 | 7 | 2 | 9 | 2 | 3 | 1 | 34 |
| Jarred Dixon, g..... | 4-8 | 1-2 | 0-0 | 2 | 1 | 3 | 2 | 9 | 7 | 2 | 0 | 38 |
| J.T. Miller, g..... | 4-9 | 1-3 | 4-5 | 0 | 5 | 5 | 1 | 13 | 0 | 2 | 0 | 20 |
| Mustafa Lawrence..... | 0-0 | 0-0 | 0-0 | 0 | 0 | 0 | 1 | 0 | 0 | 1 | 0 | 2 |
| Reggie Scurry..... | 5-7 | 0-0 | 1-2 | 2 | 4 | 6 | 3 | 11 | 0 | 0 | 0 | 21 |
| Ryan Kreklow..... | 2-4 | 2-4 | 0-0 | 0 | 0 | 0 | 4 | 6 | 3 | 1 | 0 | 24 |
| Tanveer Bhullar..... | 0-0 | 0-0 | 0-0 | 0 | 2 | 2 | 1 | 0 | 0 | 0 | 0 | 6 |
| TEAM..... | | | | 1 | 1 | 2 | | Deadball: 2 | | | | |
| Totals..... | 26-57 | 7-24 | 7-10 | 12 | 23 | 35 | 18 | 66 | 14 | 10 | 3 | 200 |

Percentages: Field Goal .456, 3-Point FG .292, Free Throw .700.

| ORAL ROBERTS (3-9) | FG | 3Pt | FT | OR DR | Reb | PF | Pts. | A | TO | Bk | St | Min |
|---------------------------|--------------|-------------|--------------|----------|-----------|-----------|-----------|-------------|-----------|----------|----------|------------|
| Emmanuel Nzekwesi, f..... | 6-13 | 2-3 | 3-5 | 3 | 1 | 4 | 2 | 17 | 2 | 1 | 1 | 36 |
| Javan White, f..... | 5-7 | 2-2 | 2-6 | 1 | 5 | 6 | 3 | 14 | 1 | 1 | 1 | 33 |
| Chris Miller, c..... | 4-4 | 0-0 | 2-5 | 0 | 2 | 2 | 4 | 10 | 1 | 2 | 0 | 17 |
| Sam Kearns, g..... | 4-6 | 3-5 | 2-2 | 0 | 6 | 6 | 1 | 13 | 8 | 2 | 0 | 39 |
| R.J. Fuqua, g..... | 3-9 | 2-7 | 1-2 | 1 | 3 | 4 | 0 | 9 | 3 | 1 | 0 | 34 |
| Jontray Harris..... | 2-4 | 0-2 | 1-1 | 0 | 1 | 1 | 3 | 5 | 3 | 0 | 0 | 27 |
| Spencer Sutton..... | 0-1 | 0-1 | 0-0 | 0 | 0 | 0 | 0 | 0 | 0 | 0 | 0 | 3 |
| Emir Ahmedric..... | 2-5 | 0-0 | 1-2 | 1 | 1 | 2 | 1 | 5 | 0 | 0 | 0 | 11 |
| TEAM..... | | | | 0 | 1 | 1 | | Deadball: 5 | | | | |
| Totals..... | 26-49 | 9-20 | 12-23 | 6 | 20 | 26 | 14 | 73 | 18 | 7 | 2 | 200 |

Percentages: Field Goal .531, 3-Point FG .450, Free Throw .522.

Halftime: MSU 38, ORU 34; Officials: Rob Keuneman, Eric Curry, John Hampton.

| Score by Periods..... | 1st | 2nd | Total |
|-----------------------|-----|-----|-------|
| Missouri State..... | 38 | 28 | 66 |
| Oral Roberts..... | 34 | 39 | 73 |

Game 13

Dec. 19, 2017, JQH Arena, Springfield, Mo.

Missouri State 66, Wright State 50

Missouri State used solid defense and clutch rebounding to turn back visiting Wright State, 66-50, in the Bears' final non-conference matchup.

MSU did not allow a field goal in the final 7 minutes, 45 seconds, forcing the Raiders into 20 consecutive missed shots to end the game. WSU finished just 18-of-64 (.281) from the field after cutting the Bears' advantage to 53-48 on a 3-pointer by Jaylon Hall with WSU's final bucket.

Obediah Church started MSU's march to the finish line from there, making 2-of-3 free throws on the home club's next two possessions and then converting a layup with just under five minutes to go. When Jarrid Rhodes beat the shot clock with a bucket at the four-minute mark, it pushed MSU's lead to double figures, 59-48.

Church, who finished with a team-high 13 points, then put the exclamation mark on the win with a dunk back with 93 seconds remaining – his third slam of the night.

Alize Johnson posted his seventh double-double of the campaign for Missouri State, scoring 12 points and collecting a game-high 14 rebounds, while Rhodes also added 12 points.

In the first half, the Bears set a blistering pace, using a 9-0 run over a four-and-a-half minute spell to build a 15 point lead. Church's dunk with 8:41 left in the opening stanza made it a 23-8 contest.

Before the intermission, a put-back by Ross Owens, another dunk by Church and a trey by Rhodes pushed the home side ahead, 34-13, the Bears' biggest lead of the night.

Wright State, which had won seven of eight heading into the game, opened the second half on a 10-2 run to trim MSU's lead to 10 before the first media timeout. Rhodes and Church teamed up to build the Bears' advantage back to 14 before another 8-2 run by the visitors sliced Missouri State's lead to 42-33.

The final push by WSU came with a 12-4 outburst, which was capped by Hall's trey at the 7:45 mark that made it a five-point game.

Missouri State out-rebounded Wright State by a 42-40 margin with the Raiders accounting for 11 second-chance points on 15 offensive caroms.

The Bears, the third MVC team to 10 non-conference wins, had 14 assists, including 4 by Johnson, 11 turnovers, 32 points in the paint and 6 blocked shots. MSU finished 26-of-56 (.464) from the field, 6-of-16 (.375) from bonus range and 8-of-14 (.571) at the stripe.

Missouri State 66, Wright State 50

JQH Arena, Springfield, Mo. (Attendance: 3,123)

| WRIGHT STATE (7-5) | FG | 3Pt | FT | OR DR | Reb | PF | Pts. | A | TO | Bk | St | Min |
|--------------------------|--------------|--------------|--------------|----------|-----------|-----------|-----------|-------------|-----------|----------|----------|--------------|
| Trevond Barnes, f..... | 2-5 | 0-0 | 3-4 | 1 | 3 | 4 | 2 | 7 | 2 | 2 | 1 | 26 |
| C. Wilson-Fisher, f..... | 0-3 | 0-1 | 0-0 | 1 | 1 | 2 | 1 | 0 | 0 | 1 | 0 | 8 |
| Jermaine Marrow, g..... | 10-18 | 4-5 | 5-6 | 1 | 5 | 6 | 2 | 29 | 5 | 3 | 0 | 38 |
| Kalin Fisher, g..... | 6-11 | 3-5 | 0-0 | 0 | 4 | 4 | 1 | 15 | 3 | 0 | 0 | 35 |
| Akim Mitchell, g..... | 2-6 | 0-1 | 0-0 | 0 | 3 | 3 | 3 | 4 | 1 | 0 | 0 | 31 |
| Trey Carver..... | 2-5 | 0-0 | 0-0 | 0 | 1 | 1 | 1 | 4 | 0 | 0 | 0 | 13 |
| Greg Heckstall..... | 4-7 | 3-4 | 2-2 | 1 | 3 | 4 | 2 | 13 | 2 | 2 | 0 | 27 |
| Trey Houston..... | 0-0 | 0-0 | 0-0 | 0 | 1 | 1 | 0 | 0 | 0 | 0 | 0 | 1 |
| Austin Colbert..... | 0-3 | 0-0 | 0-0 | 1 | 0 | 1 | 1 | 0 | 0 | 0 | 0 | 7 |
| Lysander Bracey..... | 1-4 | 1-4 | 0-0 | 0 | 1 | 1 | 1 | 3 | 0 | 0 | 0 | 12 |
| Eugene Marshall III..... | 0-1 | 0-1 | 0-0 | 0 | 1 | 1 | 0 | 0 | 0 | 0 | 0 | 2 |
| TEAM..... | | | | 3 | 3 | 6 | | Deadball: 3 | 1 | | | |
| Totals..... | 27-63 | 11-21 | 10-12 | 5 | 24 | 29 | 14 | 75 | 13 | 8 | 2 | 5 200 |

Percentages: Field Goal .281, 3-Point FG .207, Free Throw .500.

| MISSOURI STATE (10-3) | FG | 3Pt | FT | OR DR | Reb | PF | Pts. | A | TO | Bk | St | Min |
|--------------------------|--------------|--------------|--------------|-----------|-----------|-----------|-----------|-------------|-----------|-----------|----------|--------------|
| Obediah Church, f..... | 2-5 | 0-0 | 1-2 | 1 | 4 | 5 | 1 | 5 | 2 | 1 | 1 | 0 23 |
| Jarrid Rhodes, f..... | 4-8 | 2-3 | 0-0 | 0 | 4 | 4 | 2 | 10 | 2 | 1 | 0 | 2 28 |
| Alize Johnson, f..... | 6-10 | 3-5 | 2-2 | 5 | 7 | 12 | 1 | 17 | 2 | 2 | 0 | 0 28 |
| Jarred Dixon, g..... | 7-12 | 3-3 | 0-0 | 0 | 2 | 2 | 2 | 17 | 4 | 1 | 0 | 2 30 |
| J.T. Miller, g..... | 4-8 | 1-1 | 2-3 | 0 | 2 | 2 | 0 | 11 | 3 | 0 | 0 | 0 20 |
| Abdul Fofana..... | 0-0 | 0-0 | 0-0 | 0 | 0 | 0 | 0 | 0 | 0 | 0 | 0 | 0 2 |
| Mustafa Lawrence..... | 0-1 | 0-0 | 0-0 | 0 | 0 | 0 | 0 | 0 | 0 | 0 | 0 | 0 2 |
| Reggie Scurry..... | 3-5 | 0-1 | 3-3 | 1 | 1 | 2 | 1 | 9 | 0 | 1 | 0 | 0 11 |
| Ronnie Rousseau III..... | 1-3 | 1-1 | 0-0 | 1 | 2 | 3 | 2 | 3 | 4 | 1 | 0 | 0 18 |
| Ryan Kreklow..... | 3-7 | 3-5 | 0-0 | 0 | 2 | 2 | 1 | 9 | 1 | 1 | 0 | 0 22 |
| Ross Owens..... | 0-0 | 0-0 | 0-0 | 0 | 0 | 0 | 0 | 0 | 0 | 0 | 0 | 0 2 |
| Tanveer Bhullar..... | 2-7 | 0-0 | 3-4 | 2 | 3 | 5 | 4 | 7 | 1 | 3 | 0 | 0 14 |
| TEAM..... | | | | 0 | 3 | 3 | | Deadball: 5 | | | | |
| Totals..... | 32-66 | 13-19 | 11-14 | 10 | 30 | 40 | 14 | 88 | 19 | 11 | 1 | 4 200 |

Percentages: Field Goal .464, 3-Point FG .375, Free Throw .571.

Halftime: MSU 34, WSU 16; Officials: Kipp Kissinger, James Durham, Brad Gaston.

Technical Fouls: WSU: Justin Mitchell; MSU: Ryan Kreklow, Ronnie Rousseau III.

| Score by Periods..... | 1st | 2nd | Total |
|-----------------------|-----|-----|-------|
| Wright State..... | 16 | 34 | 50 |
| Missouri State..... | 34 | 32 | 66 |

Game 14

Dec. 22, 2017, JQH Arena, Springfield, Mo.

Missouri State 64, Loyola Chicago 59

A lob from Ryan Kreklow to Reggie Scurry with 1:12 to play gave Missouri State a five-point lead and helped the Bears to a 64-59 win over Loyola.

Scurry finished with a career high 18 off the bench to go with 7 rebounds, while teammate Alize Johnson notched a game-high 24 points, 11 rebounds and 5 3-pointers as MSU improved to 11-3 overall.

Loyola, which came in with a Valley-best 52.2 field goal percentage on the season, was held to just 44.2 percent shooting on the evening and 20 percent from 3-point range. Freshman Cameron Krutwig led the Ramblers with 18 points and 5 rebounds, while Marques Townes added 14 points.

Missouri State led the entire first half, extending its lead to 10 twice, before going into the locker room with a 33-26 halftime lead. But Loyola came out on fire to start the second half, reeling off an 8-0 run to gain its first lead, 34-33, with 17:38 to go.

The lead would change hands five more times before MSU took it back for good on a traditional 3-point play by Scurry with 8:41 to play. The Ramblers were game, however, rallying within a point of the lead twice more, first on a put-back by Adarius Avery with 8 minutes to play, and later on a hook shot by Krutwig with just three-and-a-half minutes on the clock.

Johnson extended the Bears' lead to three on a close-range shot around the three-minute mark, and with MSU's defense kicking into overdrive down the stretch, Kreklow's lob to Scurry on an in-bound play seemed to put things on ice.

Ronnie Rousseau III added a pair of free throws for MSU with 26 seconds to play, and on Loyola's next possession, the Ramblers missed a pair of 3-pointers before Scurry gathered in the rebound and was fouled.

The junior made one of two from the stripe to push MSU's lead to six, and LUC's final free throw came with less than a second on the clock to give the Bears a five-point win. Loyola was just 1-of-7 from the field down the stretch.

MSU out-rebounded Loyola by a 32-30 margin and made good on 8-of-19 (.421) 3-pointers and 22-of-51 (.431) shots overall from the field.

Johnson's posted his eighth double-double of the season and 25th of his MSU career, while Kreklow finished with 10 points, 5 assists and a pair of 3-pointers in his second straight start.

The Bears opened the game by connecting on their first six shots to take 15-7 lead just three-and-a-half minutes in. MSU made just 1 of its next 12 attempts from there, but weathered the storm. The home side kept its composure thanks in part to an 8-1 stretch late in the half that started with a dunk by Scurry and concluded with a corner trey by Jarred Dixon that put MSU up 29-20 at the time.

Kreklow's long three with 1:49 left in the opening half put the home side ahead 32-22, matching MSU's biggest lead of the game, and eventually went into the intermission with a 33-26 advantage.

Missouri State 64, Loyola Chicago 59

JQH Arena, Springfield, Mo. (Attendance: 4,583)

| LOYOLA (10-3) | FG | 3Pt | FT | OR DR | Reb | PF | Pts. | A | TO | Bk | St | Min |
|--------------------------|--------------|-------------|--------------|----------|-----------|-----------|-----------|-------------|----------|-----------|----------|--------------|
| Donte Ingram, f..... | 2-9 | 1-5 | 0-0 | 0 | 6 | 6 | 3 | 5 | 2 | 1 | 0 | 1 36 |
| Aundre Jackson, f..... | 5-13 | 0-3 | 0-0 | 2 | 2 | 4 | 4 | 10 | 0 | 1 | 0 | 0 28 |
| Cameron Krutwig, c..... | 7-8 | 0-0 | 4-5 | 1 | 4 | 5 | 2 | 18 | 2 | 0 | 2 | 2 34 |
| Lucas Williamson, g..... | 1-3 | 1-1 | 1-2 | 1 | 1 | 2 | 4 | 4 | 3 | 0 | 0 | 0 26 |
| Marques Townes, g..... | 4-9 | 1-2 | 5-7 | 0 | 4 | 4 | 1 | 14 | 1 | 3 | 1 | 2 34 |
| Bruno Skokna..... | 1-4 | 0-3 | 0-0 | 0 | 1 | 1 | 1 | 2 | 1 | 2 | 0 | 0 15 |
| Adarius Avery..... | 3-5 | 0-0 | 0-0 | 2 | 2 | 4 | 1 | 6 | 0 | 1 | 0 | 0 15 |
| Cameron Satterwhite..... | 0-1 | 0-1 | 0-0 | 0 | 0 | 0 | 1 | 0 | 0 | 2 | 0 | 0 12 |
| TEAM..... | | | | 1 | 3 | 4 | | Deadball: 3 | | | | |
| Totals..... | 23-52 | 3-15 | 10-14 | 7 | 23 | 30 | 17 | 59 | 9 | 10 | 3 | 5 200 |

Percentages: Field Goal .442, 3-Point FG .200, Free Throw .714.

| MISSOURI STATE (11-3) | FG | 3Pt | FT | OR DR | Reb | PF | Pts. | A | TO | Bk | St | Min |
|--------------------------|--------------|-------------|--------------|----------|-----------|-----------|-----------|-------------|-----------|-----------|----------|--------------|
| Obediah Church, f..... | 1-2 | 0-1 | 1-2 | 0 | 0 | 0 | 2 | 3 | 0 | 2 | 0 | 1 14 |
| Jarrid Rhodes, f..... | 1-3 | 0-1 | 0-0 | 0 | 3 | 3 | 1 | 2 | 1 | 0 | 0 | 0 21 |
| Alize Johnson, f..... | 8-19 | 5-10 | 3-6 | 3 | 8 | 11 | 1 | 24 | 2 | 2 | 0 | 1 36 |
| Jarred Dixon, g..... | 1-5 | 1-2 | 0-0 | 0 | 0 | 0 | 4 | 3 | 3 | 1 | 0 | 2 33 |
| Ryan Kreklow, g..... | 2-4 | 2-3 | 4-4 | 0 | 5 | 5 | 1 | 10 | 5 | 1 | 1 | 1 34 |
| Abdul Fofana..... | 0-0 | 0-0 | 0-0 | 0 | 1 | 1 | 1 | 0 | 0 | 0 | 0 | 0 5 |
| Reggie Scurry..... | 8-13 | 0-0 | 2-7 | 2 | 5 | 7 | 4 | 18 | 0 | 2 | 1 | 0 25 |
| Ronnie Rousseau III..... | 0-3 | 0-1 | 2-2 | 1 | 1 | 2 | 3 | 2 | 0 | 2 | 0 | 1 22 |
| J.T. Miller..... | 1-2 | 0-1 | 0-0 | 0 | 0 | 0 | 1 | 2 | 1 | 2 | 1 | 0 10 |
| TEAM..... | | | | 3 | 0 | 3 | | Deadball: 6 | | | | |
| Totals..... | 22-51 | 8-19 | 12-21 | 9 | 23 | 32 | 18 | 64 | 12 | 12 | 3 | 6 200 |

Percentages: Field Goal .431, 3-Point FG .421, Free Throw .571.

Halftime: MSU 33, LUC 26; Officials: Kelly Self, Bret Smith, Jeff Malham.

Technical Fouls: LUC: Lucas Williamson.

| Score by Periods..... | 1st | 2nd | Total |
|-----------------------|-----|-----|-------|
| Loyola Chicago..... | 26 | 33 | 59 |
| Missouri State..... | 33 | 31 | 64 |

Game 15

Dec. 31, 2017, ARC, Valparaiso, Ind.

Missouri State 67, Valparaiso 50

Missouri State used a 13-0 outburst midway through the opening half to set a blistering pace and never looked back in a 67-50 win over Valparaiso.

The victory was Paul Lusk's 100th as head coach of the Bears, making him just the seventh MSU head coach to reach the century mark in wins.

The Bears were led by Jarrid Rhodes with 15 points, while Alize Johnson notched his ninth double-double of the campaign with 11 points and a game-high 12 rebounds. Obediah Church and Jarred Dixon added 10 points apiece for MSU.

Valparaiso shot just 34.8 percent from the field and turned the ball over 16 times thanks in part to solid defense from the Bears.

After Rhodes forced a Crusaders timeout with back-to-back 3-pointers to push MSU ahead 17-11, Valparaiso climbed back within 17-15 at the midway point of the opening half, But the Bears responded with 13 unanswered points over the next six minutes to lead 30-15.

The home club would get no closer than 12 the rest of the game.

Missouri State built its biggest lead midway through the second stanza with a 3-pointer by J.T. Miller than made it 56-29 with 10:06 to play. The Bears held serve from there until both teams cleared their benches in the final three minutes.

A buzzer-beating 3-pointer by Valparaiso's Max Joseph made the final margin 17. Joseph led the Crusaders with 13 points.

Rhodes was 5-of-9 from long range for the Bears, matching a career high from long distance, while MSU's 40-31 rebounding advantage was the club's 14th in 15 games.

Church added 4 blocked shots for the Bears, while Reggie Scurry added 9 points and 6 rebounds off the bench for the Bears who picked up their sixth win away from home.

For the game, Missouri State was 23-of-59 (.390) overall, 8-of-28 (.286) from downtown and 13-of-15 (.867) at the line with just 9 turnovers.

MSU held Valpo to 16-of-46 (.348) overall and 5-of-19 (.263) from long range. The Crusaders were 13-of-20 (.650) from the stripe with 20 points in the paint.

Missouri State 67, Valparaiso 50

ARC, Valparaiso, Ind. (Attendance: 2,440)

| MISSOURI STATE (12-3) | FG | 3Pt | FT | ORDR | Reb | PF | Pts. | A | TO | Bk | St | Min | |
|--------------------------|------|-----|-----|------|-----|----|------|-------------|----|----|----|-----|----|
| Obediah Church, f..... | 5-7 | 0-0 | 0-0 | 1 | 3 | 4 | 0 | 10 | 1 | 3 | 4 | 1 | 29 |
| Jarrid Rhodes, f..... | 5-9 | 5-9 | 0-0 | 0 | 1 | 1 | 4 | 15 | 0 | 0 | 1 | 1 | 28 |
| Alize Johnson, f..... | 3-8 | 1-4 | 4-4 | 2 | 10 | 12 | 2 | 11 | 4 | 2 | 0 | 1 | 26 |
| Jarred Dixon, g..... | 5-10 | 0-1 | 0-0 | 1 | 3 | 4 | 3 | 10 | 3 | 1 | 1 | 0 | 28 |
| Ryan Kreklow, g..... | 1-6 | 1-4 | 0-0 | 3 | 0 | 3 | 2 | 3 | 2 | 1 | 0 | 2 | 24 |
| Abdul Fofana..... | 0-0 | 0-0 | 0-0 | 0 | 0 | 0 | 0 | 0 | 0 | 1 | 0 | 1 | 4 |
| Mustafa Lawrence..... | 0-1 | 0-1 | 0-0 | 1 | 0 | 1 | 0 | 0 | 0 | 0 | 0 | 0 | 1 |
| Reggie Scurry..... | 1-6 | 0-1 | 7-8 | 2 | 4 | 6 | 4 | 9 | 0 | 0 | 0 | 0 | 15 |
| Ronnie Rousseau III..... | 1-9 | 0-6 | 0-1 | 1 | 1 | 2 | 2 | 2 | 3 | 0 | 0 | 0 | 27 |
| Ross Owens..... | 0-0 | 0-0 | 0-0 | 0 | 0 | 0 | 0 | 0 | 0 | 0 | 0 | 0 | 1 |
| J.T. Miller..... | 2-3 | 1-2 | 2-2 | 0 | 2 | 2 | 3 | 7 | 0 | 1 | 0 | 2 | 17 |
| TEAM..... | | | | 1 | 4 | 5 | | Deadball: 1 | | | | | |

Totals..... 23-59 8-28 13-15 12 28 40 20 67 13 9 6 8 200

Percentages: Field Goal .390, 3-Point FG .286, Free Throw .867.

| VALPARAISO (9-6) | FG | 3Pt | FT | ORDR | Reb | PF | Pts. | A | TO | Bk | St | Min | |
|-------------------------|-----|-----|-----|------|-----|----|------|-------------|----|----|----|-----|----|
| Mileek McMillan, f..... | 2-6 | 1-2 | 1-2 | 1 | 2 | 3 | 3 | 6 | 0 | 3 | 0 | 0 | 30 |
| Jaume Sorolla, c..... | 1-2 | 0-0 | 1-2 | 0 | 1 | 1 | 1 | 3 | 0 | 1 | 1 | 0 | 18 |
| Tevonn Walker, g..... | 3-9 | 2-7 | 3-5 | 1 | 3 | 4 | 4 | 11 | 0 | 2 | 0 | 2 | 28 |
| Max Joseph, g..... | 4-7 | 2-3 | 3-3 | 1 | 4 | 5 | 1 | 13 | 2 | 1 | 0 | 2 | 31 |
| Bakari Evelyn, g..... | 0-2 | 0-1 | 0-1 | 0 | 2 | 2 | 1 | 0 | 1 | 3 | 1 | 0 | 19 |
| Parker Hazen..... | 0-0 | 0-0 | 0-0 | 0 | 0 | 0 | 0 | 0 | 0 | 0 | 0 | 0 | 0+ |
| Micah Bradford..... | 1-6 | 0-4 | 0-1 | 0 | 2 | 2 | 2 | 2 | 1 | 0 | 0 | 0 | 22 |
| Markus Golder..... | 1-5 | 0-2 | 0-0 | 0 | 3 | 3 | 0 | 2 | 0 | 2 | 0 | 1 | 21 |
| Marten Linssen..... | 1-3 | 0-0 | 1-2 | 1 | 1 | 2 | 3 | 3 | 0 | 3 | 0 | 1 | 12 |
| Derrik Smits..... | 3-6 | 0-0 | 4-4 | 1 | 1 | 2 | 3 | 10 | 1 | 1 | 0 | 0 | 19 |
| TEAM..... | | | | 2 | 5 | 7 | | Deadball: 4 | | | | | |

Totals..... 16-46 5-19 13-20 7 24 31 18 50 5 16 2 6 200

Percentages: Field Goal .348, 3-Point FG .263, Free Throw .650.

Halftime: MSU 37, Valpo 21; Officials: Gerry Pollard, Randy Heimerman, James Durham.

| Score by Periods..... | 1st | 2nd | Total |
|-----------------------|-----|-----|-------|
| Missouri State..... | 37 | 30 | 67 |
| Valparaiso..... | 21 | 29 | 50 |

Game 16

Jan. 4, 2018, JQH Arena, Springfield, Mo.

Missouri State 62, UNI 55

Alize Johnson scored 24 points and snagged 20 of his team's 51 rebounds to help Missouri State to a 62-55 win over visiting Northern Iowa. It was Johnson's second 20-20 game of the season and his 10th double-double.

Missouri State also got 13 points off the bench from J.T. Miller and 9 points from Jarrid Rhodes.

UNI got 18 points and 10 rebounds from Tywhon Pickford, while Klint Carlson posted 16 points.

The Bears added to their nine-point halftime lead with a 9-0 run early in the second half. The two-minute outburst included a drive to the rack by Ryan Kreklow, a steal and layup by Johnson, a trey by Rhodes and an offensive rebound and put-back by Johnson that put MSU up by 17 with just over 14 minutes to play.

Miller scored six of MSU's eight points in a five-minute stretch from there, and Johnson's two free throws with 6:11 remaining gave the Bears their biggest lead of the night, 55-36.

The next three minutes belonged to UNI, which reeled off seven unanswered points before Johnson quieted the Panther rally with a short jumper. Bennett Koch's bucket with 2:33 to play made it a 57-45 contest with the visitors failing to surrender late in the contest.

Over the next two minutes, Missouri State missed six consecutive free throws to open the door for the Panthers who climbed back within 57-53 on a triple by Carlson with 27 seconds to go.

But MSU's starters showed composure when it counted. Johnson, Jarred Dixon and Kreklow teaming up to ice the Bears' final five charity shots of the night and secure the seven-point win.

The Bears out-rebounded UNI by a convincing 51-26 margin, including 17 on the offensive end. MSU also held the Panthers to just seven field goals in the first half and four 3-pointers on the night.

For its part, UNI made a game of it late with behind seniors Carlson and Koch who accounted for 11 combined points in the final five minutes.

The Bears were slow out of the gates to start the night, making just one of their first 10 shots and fell behind 9-4 early. A transition basket by Alize Johnson started MSU's comeback, and his layup with 5:48 to go in the opening half gave the Bears their first lead since the opening minute and started a 15-3 run over the next three-and-a-half minutes for the home club.

Northern Iowa went six minutes without a field goal from there as MSU stepped up its defensive intensity and forced the Panthers to just 2-of-9 in the last nine minutes of the stanza.

Missouri State 62, UNI 55

JQH Arena, Springfield, Mo. (Attendance: 4,934)

| NORTHERN IOWA (8-7) | FG | 3Pt | FT | ORDR | Reb | PF | Pts. | A | TO | Bk | St | Min | |
|-------------------------|------|-----|-----|------|-----|----|------|-------------|----|----|----|-----|----|
| Klint Carlson, f..... | 6-15 | 2-5 | 2-3 | 1 | 8 | 9 | 4 | 16 | 2 | 1 | 0 | 2 | 34 |
| Bennett Koch, f..... | 5 | 7-0 | 0-4 | 5-0 | 0 | 0 | 4 | 14 | 0 | 0 | 2 | 1 | 20 |
| Tywhon Pickford, g..... | 7-13 | 2-7 | 2-3 | 2 | 8 | 10 | 1 | 18 | 4 | 2 | 0 | 0 | 37 |
| Juwan McCloud, g..... | 1-5 | 0-2 | 0-0 | 0 | 1 | 1 | 2 | 2 | 0 | 0 | 0 | 0 | 19 |
| Isaiah Brown, g..... | 0-1 | 0-0 | 1-2 | 0 | 0 | 0 | 4 | 1 | 0 | 1 | 1 | 0 | 25 |
| Adam McDermott..... | 0-1 | 0-0 | 0-0 | 0 | 2 | 2 | 1 | 0 | 0 | 0 | 0 | 0 | 9 |
| Ted Friedman..... | 0-0 | 0-0 | 0-0 | 0 | 0 | 0 | 2 | 0 | 1 | 0 | 0 | 0 | 3 |
| Hunter Rhodes..... | 0-1 | 0-0 | 0-0 | 0 | 0 | 0 | 3 | 0 | 0 | 0 | 0 | 0 | 6 |
| Spencer Haldeman..... | 0-3 | 0-2 | 1-2 | 0 | 1 | 1 | 3 | 1 | 2 | 1 | 0 | 1 | 19 |
| Wyatt Lohaus..... | 1-5 | 0-1 | 1-2 | 0 | 1 | 1 | 1 | 3 | 1 | 0 | 0 | 1 | 18 |
| Luke McDonnell..... | 0-1 | 0-1 | 0-0 | 0 | 0 | 0 | 0 | 0 | 0 | 0 | 0 | 0 | 2 |
| Austin Phye..... | 0-1 | 0-0 | 0-2 | 0 | 0 | 0 | 0 | 0 | 0 | 0 | 0 | 0 | 8 |
| TEAM..... | | | | 1 | 1 | 2 | | Deadball: 3 | | | | | |

Totals..... 20-53 4-18 11-19 4 22 26 25 55 9 6 3 5 200

Percentages: Field Goal .377, 3-Point FG .222, Free Throw .579.

| MISSOURI STATE (13-3) | FG | 3Pt | FT | ORDR | Reb | PF | Pts. | A | TO | Bk | St | Min | |
|--------------------------|------|-----|------|------|-----|----|------|-------------|----|----|----|-----|----|
| Obediah Church, f..... | 1-3 | 0-0 | 0-1 | 2 | 5 | 7 | 4 | 2 | 0 | 1 | 1 | 0 | 16 |
| Jarrid Rhodes, f..... | 3-7 | 3-6 | 0-0 | 1 | 1 | 2 | 1 | 9 | 0 | 0 | 0 | 1 | 35 |
| Alize Johnson, f..... | 8-19 | 0-3 | 8-10 | 6 | 14 | 20 | 1 | 24 | 1 | 3 | 2 | 0 | 33 |
| Jarred Dixon, g..... | 0-2 | 0-0 | 2-2 | 0 | 2 | 2 | 2 | 2 | 1 | 2 | 1 | 0 | 18 |
| Ryan Kreklow, g..... | 1-8 | 0-6 | 2-2 | 0 | 2 | 2 | 1 | 4 | 1 | 1 | 0 | 0 | 24 |
| Abdul Fofana..... | 0-0 | 0-0 | 1-2 | 0 | 3 | 3 | 2 | 1 | 0 | 1 | 0 | 0 | 11 |
| Reggie Scurry..... | 1-6 | 0-0 | 2-4 | 5 | 1 | 6 | 4 | 4 | 0 | 1 | 1 | 2 | 20 |
| Ronnie Rousseau III..... | 1-2 | 1-1 | 0-2 | 0 | 1 | 1 | 1 | 3 | 2 | 1 | 0 | 0 | 24 |
| J.T. Miller..... | 5-7 | 0-0 | 3-4 | 1 | 5 | 6 | 1 | 13 | 1 | 3 | 1 | 0 | 19 |
| TEAM..... | | | | 2 | 0 | 2 | | Deadball: 4 | | | | | |

Totals..... 20-54 4-16 18-27 17 34 51 17 62 6 13 6 3 200

Percentages: Field Goal .370, 3-Point FG .250, Free Throw .667.

Halftime: MSU 31, UNI 22; Officials: Gary Maxwell, Antinio Petty, Zelton Steed.

| Score by Periods..... | 1st | 2nd | Total |
|-----------------------|-----|-----|-------|
| Northern Iowa..... | 22 | 33 | 55 |
| Missouri State..... | 31 | 31 | 62 |

Game 17

Jan. 7, 2018, Redbird Arena, Normal, Ill. Illinois State 72, Missouri State 68

Illinois State scored 10 points in the final two minutes and rallied to overcome a late Missouri State lead in a 72-68 Redbird victory.

MSU was led by Alize Johnson, Ronnie Rousseau III and J.T. Miller with 16 points apiece. Johnson, 12, and Miller, 11, were also in double-figures on the boards, marking Johnson's fifth straight-double double and his 11th of the year, while Miller notched his first-ever double-double.

MSU committed a season-high 18 turnovers, including 11 in the first half, which helped put the Bears in a 10-point deficit with just over 17 minutes to play.

However, solid defensive pressure from there gave Missouri State a chance, holding ISU to just four field goals in its first 17 attempts of the second half. Meanwhile, a 3-pointer by Jarred Dixon with nine minutes left got the Bears within 51-49, and three minutes later, a tip-in by Miller made it a 54-53 game.

The Bears were finally able to overcome the ample free throw chances by ISU with 4:33 to go as Miller scored on a put-back after a missed Bears' 3-pointer. His two free throws less than a minute later gave Missouri State a 59-56 advantage with 3:46 to play.

But, Illinois State rallied with a pair of free throws, then tied the game on a close-range bucket by Malik Yarbrough with 2:35 to go. Rousseau gave the lead back to the visitors on a driving layup at the 2:20 mark, but ISU's Phil Fayne knotted the score for the fourth and final time, 62-62, on an alley-oop dunk with just under two minutes remaining.

The Redbirds turned to Fayne on their next two possessions for close-range shots and then made 6-of-9 from the stripe down the stretch to seal the win, extending their MVC home win streak to 16 straight.

For their part, Missouri State never surrendered in crunch time. Rousseau's 3-pointer from the corner with 8 seconds to go would have made it a two-point game, but video replay review changed the bucket to a two-pointer. Rousseau had another jumper down the stretch, and Dixon had a big layup that made it 70-68 with 1.4 seconds to go.

MSU's final attempt to stop the clock, a foul by Miller, was ruled as a flagrant foul, giving ISU two shots and the ball. As it turned out, Fayne – who was 9-of-10 at the stripe – missed his final attempt, which would have given the Bears the ball down three. Instead, the Bears had to foul again, and Yarbrough put it out of reach with one make.

Fayne and Yarbrough finished with 23 points apiece for the Redbirds.

Missouri State out-rebounded ISU by a 40-27 margin and didn't allow the Redbirds any offensive rebounds in the second half after they tallied 13 second-chance points in the first half.

Illinois State 72, Missouri State 68

Redbird Arena, Normal, Ill. (Attendance: 4,344)

| MISSOURI STATE (13-4) | FG | 3Pt | FT | ORDR | Reb | PF | Pts. | A | TO | Bk | St | Min |
|--------------------------|--------------|-------------|-------------|-----------|-----------|-----------|-----------|-----------|-----------|-----------|----------|--------------|
| Obediah Church, f..... | 0-0 | 0-0 | 1-2 | 0 | 2 | 2 | 3 | 1 | 3 | 2 | 2 | 0 23 |
| Jarrid Rhodes, f..... | 4-8 | 1-5 | 0-0 | 0 | 1 | 1 | 3 | 9 | 2 | 0 | 0 | 1 34 |
| Alize Johnson, f..... | 6-12 | 3-7 | 1-1 | 3 | 9 | 12 | 1 | 16 | 2 | 6 | 0 | 1 32 |
| Jarred Dixon, g..... | 2-5 | 1-3 | 0-0 | 1 | 0 | 1 | 4 | 5 | 1 | 1 | 0 | 0 19 |
| Ryan Kreklow, g..... | 0-4 | 0-0 | 0 | 1 | 1 | 1 | 0 | 1 | 1 | 0 | 0 | 0 16 |
| Abdul Fofana..... | 0-0 | 0-0 | 0-0 | 0 | 0 | 0 | 2 | 0 | 0 | 0 | 0 | 0 5 |
| Reggie Scurry..... | 1-2 | 0-0 | 3-4 | 2 | 2 | 4 | 5 | 5 | 0 | 4 | 2 | 0 14 |
| Ronnie Rousseau III..... | 6-10 | 3-5 | 1-2 | 0 | 0 | 0 | 1 | 16 | 2 | 2 | 0 | 0 28 |
| J.T. Miller..... | 6-12 | 1-3 | 3-4 | 2 | 9 | 11 | 3 | 16 | 1 | 2 | 2 | 2 29 |
| TEAM..... | | | | 5 | 3 | 8 | | | | | | Deadball: 1 |
| Totals..... | 25-54 | 9-27 | 9-13 | 13 | 27 | 40 | 23 | 68 | 12 | 18 | 6 | 4 200 |

Percentages: Field Goal .463, 3-Point FG .333, Free Throw .692.

| ILLINOIS STATE (9-7) | FG | 3Pt | FT | ORDR | Reb | PF | Pts. | A | TO | Bk | St | Min |
|--------------------------|--------------|-------------|--------------|----------|-----------|-----------|-----------|-----------|-----------|----------|----------|---------------|
| Phil Fayne, f..... | 7-10 | 0-0 | 9-10 | 4 | 2 | 6 | 1 | 23 | 1 | 1 | 0 | 0 30 |
| Malik Yarbrough, f..... | 8-17 | 1-3 | 6-8 | 1 | 1 | 2 | 0 | 23 | 4 | 1 | 0 | 4 32 |
| Daouda Ndiaye, c..... | 0-1 | 0-0 | 2-2 | 0 | 1 | 1 | 2 | 2 | 0 | 0 | 0 | 0 8 |
| Keyshawn Evans, g..... | 2-9 | 1-5 | 3-4 | 0 | 2 | 2 | 0 | 8 | 4 | 0 | 0 | 1 30 |
| Madison Williams, g..... | 0-2 | 0-1 | 0-0 | 0 | 0 | 0 | 5 | 0 | 2 | 2 | 0 | 2 25 |
| Isaac Gassman..... | 0-1 | 0-1 | 0-0 | 0 | 2 | 2 | 1 | 0 | 1 | 0 | 1 | 3 20 |
| Matt Hein..... | 2-7 | 1-3 | 0-0 | 1 | 3 | 4 | 4 | 5 | 0 | 1 | 0 | 0 24 |
| William Tinsley..... | 2-5 | 1-3 | 0-0 | 0 | 2 | 2 | 0 | 5 | 0 | 0 | 1 | 0 15 |
| Taylor Bruninga..... | 2-5 | 2-5 | 0-1 | 0 | 3 | 3 | 3 | 6 | 3 | 1 | 1 | 1 16 |
| TEAM..... | | | | 2 | 3 | 5 | | | | | | Deadball: 4 |
| Totals..... | 23-57 | 6-21 | 20-25 | 8 | 19 | 27 | 16 | 72 | 15 | 6 | 3 | 11 200 |

Percentages: Field Goal .404, 3-Point FG .286, Free Throw .800.

Halftime: ISU 38, MSU 29; Officials: Kelly Self, Kipp Kissinger, Ed Crenshaw.

| Score by Periods..... | 1st | 2nd | Total |
|-----------------------|-----|-----|-------|
| Missouri State..... | 29 | 39 | 68 |
| Illinois State..... | 38 | 34 | 72 |

Game 18

Jan. 11, 2018, Ford Center, Evansville, Ind. Evansville 64, Missouri State 55

Missouri State cut its double-figure deficit down to three with just over a minute to play, but could not catch the Evansville Purple Aces, falling 64-55.

Alize Johnson led three Bears in double figures with 16 points and 14 rebounds, while Reggie Scurry and Jarrid Rhodes added 10 points apiece.

Evansville never trailed and was led by Dru Smith's 15 points, while Dainius Chatkevicius scored 10 points with a team-high 11 rebounds.

The Bears trailed by seven at the midway point, but a 9-3 run by the Aces before the first media timeout of the second half dug MSU into a 42-31 deficit.

The visitors climbed back within four on free throws by Ronnie Rousseau III at the 8:35 mark and later got within four again on a tip-in by Scurry at 7:50. But it wasn't until the final minute of play when Johnson knocked down his second triple of the night, that MSU was able to get within 58-55.

But even that wasn't enough to break Evansville. The Bears would fail to score again, while UE tacked on six free throws in the clutch to secure the win.

MSU was out-rebounded for just the second time this season, coming up on the short end of a 38-31 Aces advantage on the glass.

Missouri State struggled out of the gates, missing its first six shots before Scurry, in his first career start, scored one off the glass nearly six minutes in. With just under 10 minutes left in the opening half, Rhodes converted a four-point play to get MSU within 12-10, and a layup by Jarrid Dixon a minute later kept MSU within 14-12.

But an 8-0 run by the Purple Aces that covered two minutes proved to be the difference in the first period. A pair of triples by Ryan Taylor and a steal and layup from John Hall made it a 22-12 game. UE would eventually lead by 11 after a trey by Smith, but Missouri State held the Aces without a field goal for the final four minutes of the opening half and went into the intermission down 31-24.

For the night, MSU was 21-for-58 (.362) from the field, 7-of-22 (.318) from three and 6-of-7 (.857) in its limited chances at the stripe. The Bears also committed 13 turnovers, five in the second half, and snagged seven steals.

Evansville made 22-of-48 (.458) from the field, 4-of-11 (.364) from bonus range, including three by Taylor, and converted 16-of-23 (.696) at the foul line with 14 turnovers.

Taylor finished with 13 points, while Evansville also got 11 points from R.J. Riley.

Noteworthy for the Bears was Johnson's sixth straight double-double. Obediah Church's streak of 38 straight starts was broken as he sat out with a nagging knee issue. And, senior Tanveer Bhullar, who had missed the previous four games due to a team rules suspension, returned to action and scored a first-half basket.

Evansville 64, Missouri State 55

Ford Center, Evansville, Ind. (Attendance: 3,237)

| MISSOURI STATE (13-5) | FG | 3Pt | FT | ORDR | Reb | PF | Pts. | A | TO | Bk | St | Min |
|--------------------------|--------------|-------------|------------|----------|-----------|-----------|-----------|-----------|-----------|-----------|----------|--------------|
| Reggie Scurry, f..... | 5-11 | 0-1 | 0-0 | 1 | 1 | 2 | 4 | 10 | 0 | 1 | 2 | 0 26 |
| Jarrid Rhodes, f..... | 3-6 | 3-4 | 1-1 | 1 | 4 | 5 | 3 | 10 | 1 | 2 | 0 | 1 25 |
| Alize Johnson, f..... | 6-16 | 2-8 | 2-2 | 4 | 10 | 14 | 0 | 16 | 0 | 2 | 0 | 1 33 |
| Jarred Dixon, g..... | 2-10 | 1-4 | 1-2 | 1 | 1 | 2 | 2 | 6 | 5 | 0 | 0 | 3 34 |
| Ryan Kreklow, g..... | 0-2 | 0-1 | 0-0 | 0 | 1 | 1 | 3 | 0 | 4 | 0 | 1 | 1 25 |
| Abdul Fofana..... | 1-2 | 0-0 | 0-0 | 0 | 1 | 1 | 4 | 2 | 0 | 1 | 0 | 1 11 |
| Mustafa Lawrence..... | 0-1 | 0-1 | 0-0 | 0 | 0 | 0 | 1 | 0 | 0 | 0 | 0 | 0 4 |
| Ronnie Rousseau III..... | 3-5 | 1-2 | 2-2 | 0 | 1 | 1 | 0 | 9 | 0 | 3 | 0 | 0 15 |
| J.T. Miller..... | 0-3 | 0-1 | 0-0 | 0 | 3 | 3 | 3 | 0 | 3 | 4 | 0 | 0 24 |
| Tanveer Bhullar..... | 1-2 | 0-0 | 0-0 | 0 | 0 | 0 | 1 | 2 | 0 | 0 | 0 | 0 3 |
| TEAM..... | | | | 2 | 0 | 2 | | | | | | Deadball: 1 |
| Totals..... | 21-58 | 7-22 | 6-7 | 9 | 22 | 31 | 21 | 55 | 13 | 13 | 3 | 7 200 |

Percentages: Field Goal .362, 3-Point FG .318, Free Throw .857.

| EVANSVILLE (12-6) | FG | 3Pt | FT | ORDR | Reb | PF | Pts. | A | TO | Bk | St | Min |
|---------------------------|--------------|-------------|--------------|----------|-----------|-----------|-----------|-----------|-----------|-----------|----------|--------------|
| Dalen Traore, c..... | 1-1 | 0-0 | 3-4 | 1 | 2 | 3 | 1 | 5 | 0 | 0 | 0 | 0 9 |
| Ryan Taylor, g..... | 5-19 | 3-8 | 0-0 | 2 | 3 | 5 | 2 | 13 | 3 | 1 | 0 | 0 40 |
| Dru Smith, g..... | 3-7 | 1-2 | 8-8 | 0 | 5 | 5 | 1 | 15 | 4 | 3 | 0 | 4 39 |
| Noah Frederking, g..... | 1-2 | 0-0 | 0-0 | 0 | 2 | 2 | 3 | 2 | 0 | 4 | 0 | 0 24 |
| K.J. Riley, g..... | 4-6 | 0-1 | 3-6 | 1 | 2 | 3 | 3 | 11 | 3 | 5 | 1 | 1 29 |
| Evan Kuhlman..... | 0-0 | 0-0 | 0-0 | 0 | 0 | 0 | 0 | 0 | 0 | 0 | 0 | 0 3 |
| Dainius Chatkevicius..... | 5-9 | 0-0 | 0-1 | 4 | 7 | 11 | 1 | 10 | 0 | 1 | 2 | 0 28 |
| John Hall..... | 3-4 | 0-0 | 2-4 | 1 | 5 | 6 | 1 | 8 | 0 | 0 | 0 | 1 28 |
| TEAM..... | | | | 0 | 3 | 3 | | | | | | Deadball: 2 |
| Totals..... | 22-48 | 4-11 | 16-23 | 9 | 29 | 38 | 12 | 64 | 10 | 14 | 3 | 6 200 |

Percentages: Field Goal .458, 3-Point FG .364, Free Throw .696.

Halftime: UE 31, MSU 24; Officials: Tom Eades, Paul Janssen, Jeb Hartness.

| Score by Periods..... | 1st | 2nd | Total |
|-----------------------|-----|-----|-------|
| Missouri State..... | 24 | 31 | 55 |
| Evansville..... | 31 | 33 | 64 |

Game 19

Jan. 14, 2018, JQH Arena, Springfield, Mo.

Missouri State 76, Indiana State 73

Missouri State made seven free throws in the final 52 seconds to take a 76-73 win over visiting Indiana State in a thrilling Missouri Valley Conference showdown.

The Bears were led by Alize Johnson's 21 points and 16 rebounds. He and Ryan Kreklow each contributed three charity shots in the final minutes to help ice the win, while Jarred Dixon scored 15 for the home club.

Missouri State led by 10 at the half and extended its advantage to a game-best 11 points midway through the second half on back-to-back 3-pointers by Johnson and a free throw by J.T. Miller that made it 57-46.

ISU then ripped off eight unanswered points over the next three minutes to make it a 57-54 contest. The Bears called a timeout and immediately went back to Miller whose driving layup gave MSU some breathing room with just under 8 minutes left.

The Bears clung to a narrow advantage until a triple by Demonte Ojinnaka, his second of the afternoon, gave the Sycamores their first lead of the day, 63-62. Johnson and Dixon knotted the score with free throws on Missouri State's next two trips, but another ISU 3-pointer, this time by Barnes, with 2:26 to play gave the visitors their biggest lead, 68-65.

Missouri State rallied in the final two minutes, getting a runner by Ronnie Rousseau III to close the gap to one, and then retaking the lead, 69-68, on a floater by Dixon with 1:23 to play. Indiana State missed its next three shots, which the Bears turned into four unanswered points at the foul line – three by Johnson and one by Rousseau – to push the Bears ahead by five.

But with 6.1 seconds to play, Barnes knocked down his fourth trey of the game, to keep the visitors within striking distance, 73-71. Kreklow was quickly fouled with 5.2 seconds remaining and made one of two to get MSU's lead back to three.

Down the stretch, the Bears fouled Barnes before Indiana State could get across half court and attempt a potential game-tying three. Barnes made both free throws to make it a one-point contest, but MSU was able to inbound the ball to Kreklow with two ticks, and he iced the victory by making both free throws in the clutch.

Missouri State converted 46.3 percent of its field goal attempts (25-of-54) on the game, matching their best so far in league play, while knocking down 6-of-19 (.316) threes and 20-of-29 (.690) free throws with a 33-29 edge in rebounding.

In the first half, both teams were slow getting started, but a layup by Church and 3-point play by Johnson gave MSU a five-point advantage six minutes in. Later, a 10-0 run by Missouri State over a three-minute stretch pushed the home club ahead 16-6 with 8:49 left in the opening stanza.

ISU knocked down three treys over the next four minutes to stay close, but it was back-to-back triples by Kreklow before the intermission that put MSU up 40-30 at the midway point.

Missouri State 76, Indiana State 73

JQH Arena, Springfield, Mo. (Attendance: 4,137)

| INDIANA STATE (8-10) | FG | 3Pt | FT | OR DR | Reb | PF | Pts. | A | TO | Bk | St | Min |
|---------------------------|--------------|--------------|--------------|----------|-----------|-----------|-----------|-------------|-----------|-----------|----------|--------------|
| Bronson Kessinger, f..... | 2-6 | 0-3 | 1-2 | 1 | 2 | 3 | 5 | 5 | 0 | 0 | 0 | 15 |
| Brandon Murphy, c..... | 2-3 | 0-0 | 1-4 | 2 | 2 | 4 | 5 | 5 | 1 | 0 | 0 | 12 |
| Jordan Barnes, g..... | 6-17 | 4-11 | 2-2 | 0 | 1 | 1 | 4 | 18 | 3 | 2 | 0 | 36 |
| Brenton Scott, g..... | 3-6 | 2-5 | 5-5 | 0 | 5 | 5 | 2 | 13 | 1 | 3 | 0 | 36 |
| Clayton Hughes, g..... | 0-1 | 0-1 | 2-2 | 0 | 2 | 2 | 1 | 2 | 5 | 2 | 0 | 21 |
| Demonte Ojinnaka..... | 3-5 | 2-4 | 0-0 | 0 | 1 | 1 | 2 | 8 | 0 | 0 | 0 | 22 |
| Tyreke Key..... | 5-10 | 2-5 | 4-4 | 0 | 6 | 6 | 0 | 16 | 2 | 0 | 0 | 30 |
| Daniel Huenermann..... | 0-1 | 0-0 | 0-0 | 0 | 0 | 0 | 0 | 0 | 0 | 0 | 0 | 1 |
| Matt Deady..... | 0-1 | 0-0 | 2-2 | 0 | 0 | 0 | 0 | 2 | 0 | 0 | 0 | 9 |
| Emondre Rickman..... | 2-4 | 0-0 | 0-2 | 3 | 1 | 4 | 1 | 4 | 0 | 3 | 1 | 18 |
| TEAM..... | | | | 2 | 1 | 3 | | Deadball: 4 | | | | |
| Totals..... | 23-54 | 10-29 | 17-23 | 8 | 21 | 29 | 20 | 73 | 12 | 10 | 1 | 4 200 |

Percentages: Field Goal .426, 3-Point FG .345, Free Throw .739.

| MISSOURI STATE (14-5) | FG | 3Pt | FT | OR DR | Reb | PF | Pts. | A | TO | Bk | St | Min |
|-----------------------------|--------------|-------------|--------------|-----------|-----------|-----------|-----------|-------------|----------|-----------|----------|--------------|
| Reggie Scurry, f..... | 1-3 | 0-0 | 1-2 | 0 | 1 | 1 | 1 | 3 | 1 | 1 | 2 | 20 |
| Jarrid Rhodes, f..... | 2-5 | 1-3 | 1-1 | 1 | 2 | 3 | 3 | 6 | 0 | 2 | 1 | 27 |
| Alize Johnson, f..... | 7-11 | 2-5 | 5-7 | 5 | 11 | 16 | 2 | 21 | 2 | 1 | 0 | 34 |
| Jarred Dixon, g..... | 4-9 | 1-3 | 6-6 | 1 | 2 | 3 | 2 | 15 | 1 | 2 | 0 | 36 |
| Ronnie Rousseau III, g..... | 3-11 | 0-3 | 1-4 | 0 | 2 | 2 | 3 | 7 | 0 | 0 | 0 | 29 |
| Abdul Fofana..... | 0-0 | 0-0 | 0-0 | 1 | 0 | 1 | 0 | 0 | 0 | 0 | 0 | 2 |
| Obediah Church..... | 4-5 | 0-0 | 1-1 | 1 | 1 | 2 | 3 | 9 | 0 | 1 | 2 | 19 |
| Ryan Kreklow..... | 2-5 | 2-5 | 3-4 | 0 | 0 | 0 | 2 | 9 | 2 | 3 | 0 | 14 |
| J.T. Miller..... | 2-5 | 0-0 | 2-4 | 0 | 4 | 4 | 3 | 6 | 2 | 1 | 0 | 19 |
| TEAM..... | | | | 1 | 0 | 1 | | Deadball: 9 | | | | |
| Totals..... | 25-54 | 6-19 | 20-29 | 10 | 23 | 33 | 19 | 76 | 8 | 11 | 5 | 2 200 |

Percentages: Field Goal .463, 3-Point FG .316, Free Throw .690.

Halftime: MSU 40, ISU 30; Officials: Gary Maxwell, Gerry Pollard, Brad Ferrie.

| Score by Periods..... | 1st | 2nd | Total |
|-----------------------|-----|-----|-------|
| Indiana State..... | 30 | 43 | 73 |
| Missouri State..... | 40 | 36 | 76 |

Game 20

Jan. 17, 2018, JQH Arena, Springfield, Mo.

Missouri State 64, Valparaiso 57

Missouri State used the momentum of an 18-3 second-half run to overcome an early deficit and dispatch visiting Valparaiso, 64-57, to complete the season sweep of the Missouri Valley Conference newcomers.

MSU was led by senior Alize Johnson who posted his eighth straight double-double with 24 points and 17 rebounds to lead all players. Jarred Dixon added 12 points in the winning cause.

Valpo got 12 points off the bench from Markus Golder and 10 from Tevonn Walker.

The Bears trailed by nine in the first half, by five at halftime and fell behind 35-28 early in the second half before Johnson and the home club began chipping away. Johnson hit 3-pointers on back-to-back possessions and then threw down a dunk to get MSU within three. J.T. Miller tacked on a free throw to make it 39-37.

Just over four minutes later, Dixon gave MSU its first lead since 20-18 when he scored a traditional 3-point play to make it 45-43.

Dixon and Johnson would continue to rally the troops on the offensive end, while Jarrid Rhodes, Ryan Kreklow, Ronnie Rousseau III, Obediah Church and a host of others amped up the defensive pressure. By the time, Church threw down an uncontested dunk with 4:51 left in the game, Missouri State led 57-46 – its biggest advantage of the night.

Thanks to Walker, Max Joseph and Bakari Evelyn, the Crusaders made one last charge and climbed within 58-54 with 1:52 to play. But Johnson stepped up on the defensive end and drew a charge on Golder with just 76 seconds remaining and put a damper on Valpo's hopes.

Dixon iced 5-of-6 free throws in the final minute to stretch the MSU advantage to seven and help the Bears improve to 9-1 at JQH Arena this season.

Missouri State out-rebounded its 18th opponent of the campaign, boasting a 43-37 edge on the glass, while holding Valpo to just 35.5 percent from the field and 19 percent from long range.

The Bears converted 44 percent of their shots in the second half and finished 24-of-56 (.429) overall. MSU overcame a slow start from long range, going 4-of-9 in the second half and 5-of-21 overall from 3-point distance.

Church finished with 8 points, 6 rebounds and 2 blocks in his return to the starting rotation, while Reggie Scurry came off the bench to add 7 points and 5 boards. Rhodes also added 6 boards for MSU.

In the first half, Valparaiso used runs of 11-0 and 12-2 to take a 31-26 lead into the intermission. After the Crusaders built a 13-4 advantage seven minutes in, the Bears rallied with a 10-0 outburst of their own, capitalized by a Scurry jumper to push MSU up 18-15 at the 7:46 mark.

Scurry tied the game, 22-22, with just over three minutes left before the break on a short bucket off the window. But Valpo was game and reeled off the next seven straight points, including four by Evelyn to take the lead at the midway point.

Missouri State 64, Valparaiso 57

JQH Arena, Springfield, Mo. (Attendance: 4,876)

| VALPARAISO (11-9) | FG | 3Pt | FT | OR DR | Reb | PF | Pts. | A | TO | Bk | St | Min |
|-------------------------|--------------|-------------|-------------|-----------|-----------|-----------|-----------|-------------|----------|-----------|----------|---------------|
| Mileek McMillan, f..... | 1-2 | 1-2 | 0-0 | 0 | 0 | 0 | 1 | 3 | 1 | 2 | 0 | 12 |
| Derrick Smits, c..... | 4-9 | 0-0 | 0-0 | 2 | 1 | 3 | 3 | 8 | 0 | 0 | 1 | 20 |
| Tevonn Walker, g..... | 4-15 | 0-6 | 2-3 | 3 | 2 | 5 | 2 | 10 | 1 | 3 | 0 | 31 |
| Max Joseph, g..... | 2-7 | 1-4 | 4-6 | 1 | 6 | 7 | 3 | 9 | 0 | 0 | 1 | 30 |
| Bakari Evelyn, g..... | 4-10 | 1-4 | 0-1 | 1 | 4 | 5 | 2 | 9 | 2 | 1 | 0 | 35 |
| Micah Bradford..... | 2-5 | 1-3 | 0-0 | 0 | 3 | 3 | 3 | 5 | 3 | 3 | 1 | 0 |
| Markus Golder..... | 5-11 | 0-2 | 2-3 | 3 | 2 | 5 | 1 | 12 | 1 | 1 | 0 | 38 |
| Jaume Sorolla..... | 0-3 | 0-0 | 1-2 | 1 | 3 | 4 | 4 | 1 | 0 | 1 | 1 | 19 |
| TEAM..... | | | | 2 | 3 | 5 | | Deadball: 2 | | | | |
| Totals..... | 22-62 | 4-21 | 9-15 | 13 | 24 | 37 | 19 | 57 | 8 | 11 | 4 | 10 200 |

Percentages: Field Goal .355, 3-Point FG .190, Free Throw .600.

| MISSOURI STATE (15-5) | FG | 3Pt | FT | OR DR | Reb | PF | Pts. | A | TO | Bk | St | Min |
|-----------------------------|--------------|-------------|--------------|-----------|-----------|-----------|-----------|-------------|----------|-----------|----------|--------------|
| Obediah Church, f..... | 4-7 | 0-0 | 0-0 | 3 | 3 | 6 | 2 | 8 | 1 | 2 | 2 | 19 |
| Jarrid Rhodes, f..... | 2-6 | 1-4 | 0-0 | 3 | 3 | 6 | 2 | 5 | 3 | 1 | 0 | 32 |
| Alize Johnson, f..... | 9-14 | 3-6 | 3-6 | 5 | 12 | 17 | 2 | 24 | 2 | 3 | 1 | 32 |
| Jarred Dixon, g..... | 3-8 | 0-1 | 6-7 | 0 | 3 | 3 | 3 | 12 | 0 | 2 | 1 | 23 |
| Ronnie Rousseau III, g..... | 2-6 | 0-3 | 0-1 | 0 | 1 | 1 | 0 | 4 | 0 | 2 | 0 | 25 |
| Reggie Scurry..... | 3-9 | 0-1 | 1-3 | 0 | 5 | 5 | 1 | 7 | 1 | 0 | 0 | 19 |
| Ryan Kreklow..... | 1-5 | 1-5 | 0-0 | 0 | 3 | 3 | 4 | 3 | 1 | 1 | 0 | 25 |
| Ross Owens..... | 0-0 | 0-0 | 0-0 | 0 | 0 | 0 | 1 | 0 | 0 | 1 | 0 | 3 |
| J.T. Miller..... | 0-1 | 0-1 | 1-2 | 0 | 1 | 1 | 0 | 1 | 1 | 3 | 0 | 10 |
| TEAM..... | | | | 1 | 0 | 1 | | Deadball: 4 | | | | |
| Totals..... | 24-56 | 5-21 | 11-19 | 12 | 31 | 43 | 15 | 64 | 9 | 15 | 4 | 6 200 |

Percentages: Field Goal .429, 3-Point FG .238, Free Throw .579.

Halftime: VU 31, MSU 26; Officials: Rick Crawford, Jeff Malham, Jeff Campbell.

| Score by Periods..... | 1st | 2nd | Total |
|-----------------------|-----|-----|-------|
| Valparaiso..... | 31 | 26 | 57 |
| Missouri State..... | 26 | 38 | 64 |

Game 21

Jan. 20, 2018, Knapp Cener, Des Moines, Iowa
Drake 61, Missouri State 58

Reed Timmer's 24 points, and Drake's precision free throw shooting were enough to lead Drake past Missouri State, 61-58, in comeback fashion.

The Bears were led by Jarrid Rhodes and Jarred Dixon who scored 15 points apiece, while J.T. Miller added 11 off the bench.

The game featured nine ties and four lead changes, but the last six minutes were the most dramatic.

MSU led by five at the break, but Drake fought back to take the lead less than four minutes into the second half. The Bears regained their composure and used an 8-2 run to push ahead by six with just over 13 minutes left to play.

Drake rallied again, using a 7-0 swing to take a 44-43 lead with 8:42 on the clock.

The Bears tied the game again on a layup by Rhodes with 6:28 to go, but would go the next three minutes without a field goal before Rhodes scored on a put-back at 3:07 that made it a 54-53 game.

Timmer's layup in transition with 43 seconds gave the Bulldogs a three-point lead, and his two free throws with 25.6 showing made it 58-53.

But the Bears rallied late, getting a layup by Dixon and a triple by Rhodes in the span of just eight seconds to make it a two point game with 10.1 to play.

C.J. Rivers missed two free throws for the Bulldogs with 8.7 seconds left, but Miller's ensuing drive to the basket for the potential tying shot was snuffed out by Drake. The Bears then fouled Nick McGlynn who made one of two shots, but Missouri State failed to get off a potential game-tying 3-pointer before the clock expired.

MSU was out-rebounded 43-40 but made four more buckets than DU, converting 24-of-67 (.358) shots and 5-of-17 (.294) from three. The Bears were only allotted seven trips to the foul line, making five.

The Bears also committed just eight turnovers on the day.

Drake was held to 3-of-26 (.115) from long distance, and 20-of-58 (.345) overall, but won the game at the line where they made 18 straight before finishing the game 18-of-21 (.857).

In the first half, Missouri State made four more field goals than the Bulldogs and held Drake to its lowest first-half total of the year, leading 28-23 at the midway point.

After falling behind 5-2 early, Missouri State used an 11-0 run that included a triple by Miller to push ahead 13-5 just eight minutes in. Drake answered with an 8-2 outburst before Jarrid Rhodes dropped in a triple for the visitors.

The Bears survived a brief 6-0 run by Drake in the final four minutes of the half, using a Dixon floater and back-to-back drives by Miller to go into the intermission with a five-point advantage.

Drake 61, Missouri State 58
Knapp Center, Des Moines, Iowa (Attendance:3,647)

| MISSOURI STATE (15-5) | FG | 3Pt | FT | OR DR | Reb | PF | Pts. | A | TO | Bk | St | Min |
|------------------------|-------|------|-----|-------|-----|----|------|-------------|----|----|----|-------|
| Obediah Church, f | 2-4 | 0-0 | 0-0 | 1 | 0 | 1 | 2 | 4 | 0 | 0 | 0 | 18 |
| Jarrid Rhodes, f | 6-12 | 3-5 | 0-0 | 4 | 4 | 8 | 3 | 15 | 0 | 2 | 0 | 29 |
| Alize Johnson, f | 0-9 | 0-2 | 2-2 | 3 | 8 | 11 | 2 | 2 | 1 | 0 | 1 | 30 |
| Jarred Dixon, g | 6-12 | 0-2 | 3-5 | 0 | 2 | 2 | 0 | 15 | 4 | 0 | 0 | 1 |
| Ronnie Rousseau III, g | 0-4 | 0-3 | 0-0 | 0 | 2 | 2 | 2 | 0 | 3 | 3 | 0 | 16 |
| Reggie Scurry | 4-11 | 0-0 | 0-0 | 1 | 5 | 6 | 4 | 8 | 0 | 0 | 1 | 21 |
| Ryan Kreklow | 1-3 | 1-2 | 0-0 | 0 | 4 | 4 | 4 | 3 | 2 | 0 | 0 | 1 |
| Ross Owens | 0-1 | 0-1 | 0-0 | 0 | 0 | 0 | 0 | 0 | 0 | 0 | 1 | 4 |
| J.T. Miller | 5-11 | 1-2 | 0-0 | 1 | 1 | 2 | 2 | 11 | 2 | 3 | 0 | 25 |
| TEAM | | | | 2 | 2 | 4 | | Deadball: 0 | | | | |
| Totals | 24-67 | 5-17 | 5-7 | 12 | 28 | 40 | 19 | 58 | 12 | 8 | 2 | 6 200 |

Percentages: Field Goal .358, 3-Point FG .294, Free Throw .714.

| DRAKE (11-9) | FG | 3Pt | FT | OR DR | Reb | PF | Pts. | A | TO | Bk | St | Min |
|----------------------|-------|------|-------|-------|-----|----|------|-------------|----|----|----|-------|
| Nick McGlynn, f | 2-6 | 0-1 | 2-3 | 2 | 5 | 7 | 2 | 6 | 1 | 0 | 3 | 23 |
| C.J. Rivers, g | 0-2 | 0-0 | 0-2 | 1 | 6 | 7 | 0 | 0 | 2 | 1 | 0 | 25 |
| De'Antae McMurray, g | 4-10 | 0-2 | 0-0 | 0 | 6 | 6 | 2 | 8 | 3 | 1 | 0 | 32 |
| Reed Timmer, g | 7-18 | 2-10 | 8-8 | 0 | 3 | 3 | 0 | 24 | 0 | 2 | 1 | 0 31 |
| Ore Arogundade, g | 2-5 | 1-4 | 4-4 | 2 | 6 | 8 | 3 | 9 | 1 | 2 | 0 | 0 32 |
| Jalen Gibbs | 0-3 | 0-2 | 0-0 | 0 | 0 | 0 | 1 | 0 | 0 | 0 | 0 | 9 |
| Graham Woodward | 2-8 | 0-5 | 2-2 | 1 | 2 | 3 | 2 | 6 | 1 | 0 | 0 | 0 21 |
| Noah Thomas | 2-3 | 0-1 | 0-0 | 0 | 1 | 1 | 0 | 4 | 0 | 2 | 0 | 0 10 |
| Casey Schlatter | 1-3 | 0-1 | 2-2 | 5 | 0 | 5 | 3 | 4 | 1 | 2 | 1 | 1 17 |
| TEAM | | | | 0 | 3 | 3 | | Deadball: 3 | | | | |
| Totals | 20-58 | 3-26 | 18-21 | 11 | 32 | 43 | 13 | 61 | 9 | 10 | 5 | 3 200 |

Percentages: Field Goal .345, 3-Point FG .115, Free Throw .857.

Halftime: MSU 28, DU 23; Officials: James Durham, John Hendricks, Ervin Wilson.

| Score by Periods | 1st | 2nd | Total |
|------------------|-----|-----|-------|
| Missouri State | 28 | 30 | 58 |
| Drake | 23 | 38 | 61 |

Game 22

Jan. 23, 2018, Carver Arena, Peoria, Ill.
Bradley 72, Missouri State 52

Bradley used a 16-0 run over a key seven-minute stretch in the second half to extend a one-point lead to 17 and never looked back in a 72-52 win over visiting Missouri State.

The Bears all but erased a double-figure deficit before halftime, but after a baseline jumper by Jarrid Rhodes 70 seconds into the second period, MSU saw its offensive well dry up. Meanwhile, Bradley started firing on all cylinders to put the outcome in hand.

With 12:33 to play, Elijah Childs ripped an offensive rebound out of the hands of Alize Johnson and put it back in to make it 42-30. On Bradley's next possession, Darrell Brown knocked down a triple before Koch Barr answered with another BU layup moments later to put the home side up 47-30 with just under 11 minutes to go.

The Braves would eventually lead by as many as 20 as the Braves improved to 11-0 at home.

"We struggled to score," said MSU head coach Paul Lusk. "They were much better the second half and it just got away from us."

Ronnie Rousseau III shared team-high honors with Jarrid Rhodes, scoring 10 points apiece. Rousseau also added four assists, while Obediah Church snagged a team-high 9 rebounds to go with 8 points.

Bradley's Darrell Brown scored 20 points to lead three Braves in double figures, while Elijah Childs scored 12 and gathered up 12 rebounds.

In the first half, Bradley had two 5-0 runs and a 6-0 run to lead 16-5 just six-and-a-half minutes into the game. The Braves pushed ahead 20-8 after a jumper by Jayden Hodgson with 9:47 to go in the stanza.

But the Bears rallied from there, getting key defensive stops and a 7-0 run to get back in it. A trey by Jarred Dixon, a bucket by Church and a baseline jumper by Rousseau made it a 24-21 game.

BU's Dwayne Lautier-Ogunleye knocked down a 3-pointer on Bradley's next possession to push the home side ahead by six, but the Bears ended the half with five of the last seven points, first on a layup by Ross Owens and then a trey at the buzzer by Rousseau to make it a 29-28 game at the intermission.

For the game, Bradley out-rebounded Missouri State by a 39-35 margin, marking the second straight game – and just fourth this season – the Bears have lost the battle of the glass.

The Bears converted just 31.6 percent of their field goal attempts (18-of-57) and 8-of-33 (.242) from three, but committed just 11 turnovers.

Bradley made good on 26-of-58 (.448) shots overall and 6-of-19 (.316) from three with five turnovers.

Bradley 72 Missouri State 52
Carver Arena, Peoria, Ill. (Attendance:5,041)

| MISSOURI STATE (15-7) | FG | 3Pt | FT | OR DR | Reb | PF | Pts. | A | TO | Bk | St | Min |
|------------------------|-------|------|------|-------|-----|----|------|-------------|----|----|----|-------|
| Obediah Church, f | 3-5 | 0-0 | 2-4 | 6 | 3 | 9 | 1 | 8 | 2 | 1 | 4 | 1 32 |
| Jarrid Rhodes, f | 3-9 | 2-6 | 2-2 | 1 | 3 | 4 | 1 | 10 | 0 | 0 | 0 | 0 28 |
| Alize Johnson, f | 2-5 | 0-2 | 3-5 | 3 | 2 | 5 | 3 | 7 | 0 | 2 | 0 | 0 15 |
| Jarred Dixon, g | 2-10 | 2-6 | 0-0 | 4 | 2 | 6 | 0 | 6 | 1 | 3 | 1 | 1 35 |
| Ronnie Rousseau III, g | 4-12 | 2-8 | 0-0 | 0 | 1 | 1 | 3 | 10 | 4 | 0 | 0 | 0 31 |
| Mustafa Lawrence | 1-1 | 0-0 | 0-0 | 0 | 0 | 0 | 2 | 2 | 0 | 0 | 0 | 0 2 |
| Ryan Kreklow | 1-4 | 1-4 | 1-2 | 0 | 3 | 3 | 2 | 4 | 2 | 0 | 0 | 0 21 |
| Ross Owens | 2-7 | 1-6 | 0-0 | 0 | 2 | 2 | 1 | 5 | 1 | 0 | 0 | 1 21 |
| J.T. Miller | 0-4 | 0-1 | 0-0 | 0 | 1 | 1 | 1 | 0 | 1 | 4 | 0 | 0 10 |
| Tanveer Bhullar | 0-0 | 0-0 | 0-0 | 0 | 0 | 0 | 1 | 0 | 1 | 0 | 0 | 0 5 |
| TEAM | | | | 3 | 1 | 4 | | Deadball: 2 | | | | |
| Totals | 18-57 | 8-33 | 8-13 | 17 | 18 | 35 | 15 | 52 | 12 | 11 | 5 | 3 200 |

Percentages: Field Goal .316, 3-Point FG .242, Free Throw .615.

| BRADLEY (15-7) | FG | 3Pt | FT | OR DR | Reb | PF | Pts. | A | TO | Bk | St | Min |
|----------------------------|-------|------|-------|-------|-----|----|------|------------|----|----|----|-------|
| Donte Thomas, f | 6-8 | 0-1 | 1-2 | 4 | 3 | 7 | 4 | 13 | 1 | 0 | 1 | 1 23 |
| Elijah Childs, f | 5-10 | 0-1 | 2-2 | 5 | 7 | 12 | 3 | 12 | 1 | 0 | 0 | 0 29 |
| Darrell Brown, g | 6-16 | 4-7 | 4-4 | 0 | 4 | 4 | 1 | 20 | 8 | 0 | 0 | 1 34 |
| Dwayne Lautier-Ogunleye, g | 4-8 | 1-4 | 0-0 | 0 | 0 | 0 | 4 | 9 | 0 | 2 | 1 | 0 25 |
| Jayden Hodgson, g | 2-5 | 1-3 | 2-2 | 1 | 3 | 4 | 1 | 7 | 1 | 1 | 0 | 1 30 |
| Luqman Lundy | 0-0 | 0-0 | 0-0 | 0 | 0 | 0 | 0 | 0 | 0 | 0 | 0 | 1 |
| Koch Bar | 1-2 | 0-0 | 4-4 | 2 | 2 | 4 | 1 | 6 | 0 | 1 | 1 | 0 19 |
| Luuk van Bree | 0-1 | 0-0 | 1-2 | 0 | 1 | 1 | 0 | 1 | 0 | 0 | 0 | 1 5 |
| Ryan Stipanovich | 0-2 | 0-1 | 0-0 | 0 | 1 | 1 | 1 | 0 | 0 | 0 | 0 | 0 6 |
| Nate Kennell | 2-6 | 0-2 | 0-0 | 1 | 2 | 3 | 3 | 4 | 4 | 1 | 0 | 1 28 |
| TEAM | | | | 1 | 2 | 3 | | Deadball:2 | | | | |
| Totals | 26-58 | 6-19 | 14-16 | 14 | 25 | 39 | 18 | 72 | 15 | 5 | 3 | 5 200 |

Percentages: Field Goal .448, 3-Point FG .316, Free Throw .875.

Halftime: BU 29, MSU 28; Officials: Tom O'Neill, Kelly Self, Mike O'Neill.

| Score by Periods | 1st | 2nd | Total |
|------------------|-----|-----|-------|
| Missouri State | 28 | 24 | 52 |
| Bradley | 29 | 43 | 72 |

Game 23

Jan. 27, 2018, JQH Arena, Springfield, Mo. Southern Illinois 79, Missouri State 77

A layup by Armon Fletcher with 7 seconds remaining spoiled a ferocious Missouri State comeback and lifted visiting Southern Illinois to a 79-77 victory.

Alize Johnson led all players with 29 points and 12 rebounds for MSU, while Jarrid Rhodes pumped in 17 for the Bears, who suffered their third straight defeat.

Southern Illinois, which shot a JQH Arena record 63.8 percent from the field, was led by Fletcher's 18 points on 7-of-9 shooting, while Kavion Phippen tallied 17.

The home standing Bears erased a 13-point second-half deficit, and tied the game twice in the final 90 seconds. Obediah Church's two free throws with 1:33 to go knotted the score, 75-75, and brought the JQH Arena faithful to their feet.

Missouri State's defense then forced a Saluki stalemate when Sean Lloyd traveled on SIU's next possession. But shooting for the lead for the first time since early in the first half, MSU was unable to convert when Johnson was called for an offensive hooking foul on his drive to the bucket with just over a minute to play.

Phippen then drained a 10-footer with 46 seconds remaining to push the visitors ahead by two, before Johnson tied the game again, 77-77, just 12 seconds later.

But on SIU's final trip, the Salukis got the ball to Phippen who hit Fletcher slashing to the basket for the game-winning layup.

Missouri State was able to launch one last shot before the final buzzer, but Jarrid Rhodes' desperation three from the left wing bounced off the rim.

MSU was out-rebounded for the third straight game as SIU took a 26-22 advantage on the glass with just three offensive rebounds.

After trailing by 11 at the half, Missouri State shot 58 percent in the second period and made 10-of-12 at the line in the final 20 minutes to help mount the comeback. The Bears finished 25-of-53 (.472) from the field, 11-of-27 (.407) from three and 16-of-18 (.889) at the line with just eight turnovers.

Ronnie Rousseau III dropped in a career-high four 3-pointers to finish with 13 points for the Bears, while Jarred Dixon contributed 12 with a game-high 7 assists.

Church was the only MSU starter who did not score in double figures, but the junior dished out 3 assists and recorded a pair of rejections to become Missouri State's career leader in blocked shots. His 168th career block late in the second half surpassed Danny Moore (1996-99) for the top spot.

In the first half, Southern used an 11-0 run in the first five minutes of the game and then pushed ahead by double figures before the game reached the 10-minute mark.

SIU trimmed its deficit to three on a pair of foul shots by Dixon with six minutes to go in the half, but SIU closed out the period with back-to-back treys from Tyler Smithpeters and Fletcher to go into the intermission leading 42-31.

Southern Illinois 79, Missouri State 77

JQH Arena, Springfield, Mo. (Attendance: 6,724)

| SOUTHERN ILL. (14-9) | FG | 3Pt | FT | OR DR | Reb | PF | Pts. | A | TO | Bk | St | Min |
|------------------------|--------------|-------------|--------------|----------|-----------|-----------|-----------|-----------|-----------|-----------|----------|--------------|
| Kavion Phippen, c..... | 8-12 | 0-0 | 1-3 | 1 | 6 | 7 | 2 | 17 | 3 | 1 | 0 | 30 |
| Marcus Bartley, g..... | 3-6 | 2-4 | 2-2 | 0 | 1 | 1 | 0 | 10 | 3 | 3 | 0 | 34 |
| Aaron Cook, g..... | 4-7 | 0-1 | 3-4 | 0 | 3 | 3 | 2 | 11 | 3 | 2 | 0 | 29 |
| Sean Lloyd, g..... | 3-6 | 0-0 | 3-4 | 1 | 2 | 3 | 4 | 9 | 1 | 1 | 1 | 35 |
| Armon Fletcher, g..... | 7-9 | 2-3 | 2-3 | 0 | 4 | 4 | 2 | 18 | 1 | 0 | 1 | 35 |
| Tyler Smithpeters..... | 5-7 | 4-5 | 0-0 | 0 | 5 | 5 | 3 | 14 | 2 | 1 | 0 | 0 |
| Rudy Stradnieks..... | 0-0 | 0-0 | 0-1 | 1 | 1 | 2 | 1 | 0 | 0 | 2 | 0 | 8 |
| TEAM..... | | | | 0 | 1 | 1 | | | | | | |
| Totals..... | 30-47 | 8-13 | 11-17 | 3 | 23 | 26 | 14 | 79 | 13 | 10 | 2 | 5 200 |

Percentages: Field Goal .638, 3-Point FG .615, Free Throw .647.

| MISSOURI STATE (15-8) | FG | 3Pt | FT | OR DR | Reb | PF | Pts. | A | TO | Bk | St | Min |
|-----------------------------|--------------|--------------|--------------|----------|-----------|-----------|-----------|-----------|-----------|----------|----------|--------------|
| Alize Johnson, f..... | 10-19 | 3-7 | 6-6 | 2 | 10 | 12 | 2 | 29 | 4 | 1 | 1 | 39 |
| Obediah Church, g..... | 1-3 | 0-0 | 2-2 | 1 | 2 | 3 | 4 | 4 | 3 | 3 | 2 | 32 |
| Jarred Dixon, g..... | 4-9 | 1-4 | 3-4 | 0 | 2 | 2 | 2 | 12 | 7 | 1 | 0 | 38 |
| Ronnie Rousseau III, g..... | 4-8 | 4-6 | 1-2 | 0 | 0 | 0 | 3 | 13 | 0 | 0 | 0 | 31 |
| Jarrid Rhodes, g..... | 5-11 | 3-8 | 4-4 | 1 | 1 | 2 | 1 | 17 | 1 | 1 | 0 | 34 |
| Mustafa Lawrence..... | 0-0 | 0-0 | 0-0 | 0 | 0 | 0 | 1 | 0 | 0 | 0 | 0 | 2 |
| Ryan Kreklow..... | 1-2 | 0-1 | 0-0 | 1 | 0 | 1 | 2 | 2 | 2 | 1 | 0 | 10 |
| Ross Owens..... | 0-0 | 0-0 | 0-0 | 0 | 1 | 1 | 0 | 0 | 0 | 1 | 0 | 3 |
| J.T. Miller..... | 0-1 | 0-1 | 0-0 | 0 | 0 | 0 | 3 | 0 | 0 | 0 | 1 | 8 |
| Tanveer Bhullar..... | 0-0 | 0-0 | 0-0 | 0 | 1 | 1 | 1 | 0 | 0 | 0 | 0 | 3 |
| TEAM..... | | | | 0 | 0 | 0 | | | | | | |
| Totals..... | 25-53 | 11-27 | 16-18 | 5 | 17 | 22 | 19 | 77 | 17 | 8 | 4 | 5 200 |

Percentages: Field Goal .472, 3-Point FG .407, Free Throw .889.

Halftime: SIU 42, MSU 31; Officials: Rick Randall, Randy Heimermann, Ed Crenshaw.

| Score by Periods..... | 1st | 2nd | Total |
|------------------------|-----|-----|-------|
| Southern Illinois..... | 42 | 37 | 79 |
| Missouri State..... | 31 | 46 | 77 |

Game 24

Jan. 30, 2018, JQH Arena, Springfield, Mo. Illinois State 76, Missouri State 60

Missouri State's reserves provided some needed relief on a night when few shots seemed to fall for the Bears. Led by J.T. Miller and Mustafa Lawrence, who scored 12 points apiece, the MSU bench accounted for half of the home club's points in a 76-60 Missouri Valley Conference setback to Illinois State.

The Redbirds got 15 points apiece from Malik Yarbrough and Keyshawn Evans to lead five Illinois State players in double figures. ISU also knocked down 11 3-pointers – four by Madison Williams – and out-rebounded the Bears by a 45-39 margin.

Missouri State never led after shooting just 28.1 percent in the first half and trailing by 11 at the midway point.

The second half opened with ISU reeling off five unanswered tallies to push ahead 35-21, but a 5-0 rally led by Obediah Church and Jarrid Rhodes got the Bears within 35-26 with over 16 minutes to play.

But the Redbirds drained 3-pointers on their next three possessions to push ahead by 18 in the span of just over two minutes. Evans, Taylor Bruninga and Williams all buried long-range buckets to make it 44-26 with 14:09 remaining.

That surge started a 24-8 series by the visiting club that culminated with nine minutes to play and the Redbirds up by 25, MSU's largest deficit of the season.

Miller, Ryan Kreklow and Lawrence then emerged from the MSU bench to light a spark for the maroon-clad Bears, eventually cutting the deficit in half with a minute to go.

Lawrence nearly doubled his season scoring total behind a 3-for-3 effort from 3-point range, while Miller finished 6-for-14 with 6 rebounds. Tanveer Bhullar was also solid in reserve for MSU, registering 4 points and 4 rebounds with a pair of steals in a 13-minute assignment.

Missouri State, which dropped its fourth straight, finished 21-of-65 (.323) overall and 4-of-23 (.174) from bonus distance. The Bears converted 14-of-20 (.700) at the stripe with 16 offensive rebounds and 30 points in the paint.

Alize Johnson also scored 12 points for Missouri State and gathered in a game-high 10 rebounds for his 16th double-double of the year.

In the first half, the Bears used a 7-2 run over a three-minute span to trim a nine-point deficit to four. Bhullar's layup at the 7:48 mark of the first half made it a 17-13 game.

From there, the Redbirds got back-to-back treys from Bruninga and Yarbrough to push the visitors ahead by 10. MSU reeled off six unanswered points from there with Johnson scoring on a 3-point play and a transition bucket before Jarrid Rhodes tossed in a free throw to make it 23-19. But ISU ended the half on a 7-2 string to lead 30-21 at the game's midway point.

Illinois State 76, Missouri State 60

JQH Arena, Springfield, Mo. (Attendance: 4,545)

| ILLINOIS STATE (12-11) | FG | 3Pt | FT | OR DR | Reb | PF | Pts. | A | TO | Bk | St | Min |
|--------------------------|--------------|--------------|--------------|-----------|-----------|-----------|-----------|-----------|-----------|-----------|----------|--------------|
| Phil Fayne, f..... | 4-10 | 0-0 | 3-4 | 4 | 3 | 7 | 4 | 11 | 0 | 2 | 0 | 27 |
| Malik Yarbrough, f..... | 4-13 | 1-3 | 6-8 | 2 | 6 | 8 | 3 | 15 | 6 | 2 | 1 | 24 |
| Daouda Ndiaye, c..... | 3-4 | 0-0 | 0-0 | 3 | 7 | 10 | 2 | 6 | 2 | 0 | 1 | 26 |
| Keyshawn Evans, g..... | 5-15 | 3-12 | 2-2 | 0 | 4 | 4 | 3 | 15 | 4 | 2 | 0 | 32 |
| Madison Williams, g..... | 4-7 | 4-7 | 0-0 | 0 | 3 | 3 | 2 | 12 | 0 | 3 | 0 | 27 |
| Isaac Gassman..... | 1-2 | 0-1 | 0-0 | 0 | 0 | 0 | 0 | 2 | 0 | 0 | 0 | 7 |
| Matt Hein..... | 0-1 | 0-1 | 2-2 | 1 | 4 | 5 | 2 | 2 | 1 | 1 | 0 | 22 |
| William Tinsley..... | 0-4 | 0-3 | 0-0 | 1 | 2 | 3 | 2 | 0 | 1 | 1 | 1 | 22 |
| Taylor Bruninga..... | 5-7 | 3-5 | 0-0 | 2 | 1 | 3 | 3 | 13 | 0 | 0 | 1 | 13 |
| TEAM..... | | | | 2 | 0 | 2 | | | | | | |
| Totals..... | 26-63 | 11-32 | 13-16 | 15 | 30 | 45 | 21 | 76 | 14 | 12 | 4 | 5 200 |

Percentages: Field Goal .413, 3-Point FG .344, Free Throw .813.

| MISSOURI STATE (15-9) | FG | 3Pt | FT | ORDR | Reb | PF | Pts. | A | TO | Bk | St | Min | |
|-----------------------------|------|-----|-----|------|-----|----|-------------|----|----|----|----|-----|----|
| Obediah Church, f..... | 3-4 | 0-0 | 3-4 | 3 | 2 | 5 | 3 | 9 | 1 | 1 | 3 | 0 | 26 |
| Jarrid Rhodes, f..... | 2-5 | 0-3 | 3-4 | 2 | 1 | 3 | 1 | 7 | 1 | 2 | 0 | 0 | 27 |
| Alize Johnson, f..... | 4-14 | 1-5 | 3-5 | 3 | 7 | 10 | 0 | 12 | 1 | 2 | 0 | 2 | 32 |
| Jarred Dixon, g..... | 1-9 | 0-3 | 0-0 | 1 | 3 | 4 | 2 | 2 | 2 | 1 | 0 | 1 | 30 |
| Ronnie Rousseau III, g..... | 0-7 | 0-4 | 0-0 | 0 | 2 | 2 | 1 | 0 | 1 | 0 | 0 | 1 | 18 |
| Mustafa Lawrence..... | 3-4 | 3-3 | 3-4 | 1 | 1 | 2 | 2 | 12 | 1 | 0 | 0 | 0 | 8 |
| Ryan Kreklow..... | 0-5 | 0-4 | 2-2 | 0 | 2 | 2 | 0 | 2 | 2 | 0 | 0 | 0 | 16 |
| J.T. Miller..... | 6-14 | 0-1 | 0-1 | 3 | 3 | 6 | 3 | 12 | 1 | 4 | 0 | 0 | 30 |
| Tanveer Bhullar..... | 2-3 | 0-0 | 0-0 | 2 | 2 | 4 | 1 | 4 | 0 | 0 | 0 | 2 | 13 |
| TEAM..... | | | | 1 | 0 | 1 | | | | | | | |
| | | | | | | | Deadball: 3 | | | | | | |

Percentages: Field Goal .323, 3-Point FG .174, Free Throw .700.

Halftime: ISU 30, MSU 20; Officials: Gary Maxwell, Bert Smith, Paul Janssen.

| Score by Periods..... | 1st | 2nd | Total |
|-----------------------|-----|-----|-------|
| Illinois State..... | 30 | 46 | 76 |
| Missouri State..... | 21 | 39 | 60 |

Game 25

Feb. 3, 2018, Gentile Arena, Chicago, Ill.

Loyola Chicago 97, Missouri State 75

League-leading Loyola shot 61 percent from the field and out-rebounded visiting Missouri State by 11 en route to a 97-75 victory over the Bears.

The Ramblers had six players score in double figures, including Clayton Custer who produced a game-high 23 points on 9-of-11 shooting with 6 assists.

MSU, which shot 51 percent for the game, had four players score in double figures. Freshman Mustafa Lawrence drained five 3-pointers and finished with 19 points in his first-ever start and was second only to Custer in field goals made on the afternoon with seven. Lawrence also snagged three steals in 33 minutes.

The Bears trailed by nine at the midway point, but Loyola came out for the second half throwing haymakers with six field goals before the first media timeout. The Ramblers made their first five shots of the second period and built a 66-49 lead with 16:17 remaining.

It took nearly six minutes, but Missouri State was able to whittle its deficit back to 10 with 10:23 to go after a 3-pointer from Rhodes capped an 11-4 Bears' outburst that made it a 72-62 contest.

But Missouri State would score just four more field goals the remainder of the afternoon, and the Ramblers never took their foot off the gas. LUC would lead by as many as 25 from there, and sent the Bears home with their fifth straight loss.

It was just the third 50-percent shooting effort this season for MSU – its first in conference play – with the Bears dropping in nine 3-pointers, their third-best output from beyond the arc on the year.

Alize Johnson finished with 14 points, 9 rebounds and 5 assists before leaving the game late in the second half on a hard Loyola foul. J.T. Miller tallied 15 points in his return to the starting rotation, and Jarrid Rhodes contributed 11 points.

MSU finished 27-of-53 (.509) from the field, 9-of-21 (.429) from long range and 12-of-16 (.750) from foul line. MSU had 12 turnovers, but dished out 14 assists.

Loyola out-rebounded the Bears, 33-22, and padded its lead by producing 14 second-chance points off eight offensive caroms. The Ramblers were 39-of-64 (.609) overall, 10-of-20 (.500) from downtown and 9-of-11 (.818) from the stripe.

Both teams came out smoking from the jump with Missouri State making 68 percent of its shots in the first 20 minutes and Loyola firing at a 64.5 percent clip. The first-half difference was opportunities, which Loyola took full advantage of with eight second-chance points to push the Ramblers ahead 52-43 at the half.

Lawrence drained five first-half 3-pointers and took 17 points into the locker room at the game's midway point.

Loyola Chicago 97, Missouri State 75

Gentile Arena, Chicago, Ill. (Attendance: 3,592)

| MISSOURI STATE (15-10) | FG | 3Pt | FT | ORDR | Reb | PF | Pts. | A | TO | Bk | St | Min |
|--------------------------|--------------|-------------|--------------|----------|-----------|-----------|-----------|-------------|-----------|-----------|----------|--------------|
| Obediah Church, f..... | 3-4 | 0-0 | 2-2 | 0 | 1 | 1 | 3 | 8 | 1 | 4 | 1 | 13 |
| Jarrid Rhodes, f..... | 3-8 | 1-4 | 4-4 | 0 | 2 | 2 | 3 | 11 | 2 | 0 | 0 | 37 |
| Alize Johnson, f..... | 4-9 | 1-3 | 5-8 | 2 | 7 | 9 | 2 | 14 | 5 | 2 | 1 | 34 |
| Mustafa Lawrence, g..... | 7-14 | 5-9 | 0-0 | 0 | 2 | 2 | 1 | 19 | 2 | 1 | 0 | 33 |
| J.T. Miller, g..... | 6-11 | 2-2 | 1-2 | 2 | 2 | 4 | 1 | 15 | 0 | 0 | 0 | 33 |
| Jarred Dixon..... | 2-3 | 0-1 | 0-0 | 0 | 3 | 3 | 2 | 4 | 2 | 1 | 0 | 17 |
| Ronnie Rousseau III..... | 1-1 | 0-0 | 0-0 | 0 | 0 | 0 | 1 | 2 | 1 | 1 | 0 | 0 |
| Ryan Kreklow..... | 0-0 | 0-0 | 0-0 | 0 | 0 | 0 | 0 | 0 | 0 | 0 | 0 | 4 |
| Ross Owens..... | 0-2 | 0-2 | 0-0 | 0 | 1 | 1 | 1 | 0 | 0 | 2 | 0 | 11 |
| Tanveer Bhullar..... | 1-1 | 0-0 | 0-0 | 0 | 0 | 0 | 1 | 2 | 1 | 1 | 0 | 4 |
| TEAM..... | | | | 0 | 0 | 0 | | Deadball: 1 | | | | |
| Totals..... | 27-53 | 9-21 | 12-16 | 4 | 18 | 22 | 15 | 75 | 14 | 12 | 2 | 4 200 |

Percentages: Field Goal .509, 3-Point FG .429, Free Throw .750.

| LOYOLA (19-5) | FG | 3Pt | FT | ORDR | Reb | PF | Pts. | A | TO | Bk | St | Min |
|--------------------------|--------------|--------------|-------------|----------|-----------|-----------|-----------|-------------|-----------|----------|----------|--------------|
| Donte Ingram, f..... | 4-10 | 3-7 | 0-0 | 1 | 5 | 6 | 2 | 11 | 4 | 1 | 0 | 1 26 |
| Cameron Krutwig, c..... | 6-10 | 0-0 | 1-2 | 4 | 3 | 7 | 1 | 13 | 1 | 2 | 0 | 1 18 |
| Marques Townes, g..... | 6-10 | 1-2 | 1-1 | 1 | 5 | 6 | 1 | 14 | 4 | 1 | 0 | 1 25 |
| Clayton Custer, g..... | 9-11 | 2-4 | 3-4 | 0 | 1 | 1 | 1 | 23 | 6 | 3 | 0 | 1 30 |
| Ben Richardson, g..... | 4-5 | 3-4 | 0-0 | 0 | 1 | 1 | 2 | 11 | 3 | 1 | 0 | 1 21 |
| Lucas Williamson..... | 0-1 | 0-0 | 0-0 | 0 | 0 | 0 | 1 | 0 | 0 | 0 | 0 | 2 12 |
| Bruno Skokna..... | 2-5 | 1-3 | 0-0 | 0 | 0 | 0 | 2 | 5 | 1 | 0 | 0 | 0 21 |
| Adarius Avery..... | 1-1 | 0-0 | 0-0 | 0 | 1 | 1 | 0 | 2 | 0 | 0 | 1 | 0 3 |
| Christian Negron..... | 0-0 | 0-0 | 0-0 | 0 | 0 | 0 | 0 | 0 | 0 | 0 | 0 | 0 2 |
| Cameron Satterwhite..... | 1-4 | 0-0 | 2-2 | 1 | 6 | 7 | 1 | 4 | 4 | 0 | 1 | 1 18 |
| Aundre Jackson..... | 5-6 | 0-0 | 2-2 | 0 | 1 | 1 | 2 | 12 | 1 | 1 | 0 | 0 21 |
| Carson Shanks..... | 1-1 | 0-0 | 0-0 | 0 | 1 | 1 | 0 | 2 | 0 | 0 | 0 | 0 2 |
| Nick DiNardi..... | 0-0 | 0-0 | 0-0 | 0 | 1 | 1 | 0 | 0 | 0 | 0 | 0 | 0 1 |
| TEAM..... | | | | 1 | 0 | 1 | | Deadball: 1 | | | | |
| Totals..... | 39-64 | 10-20 | 9-11 | 8 | 25 | 33 | 13 | 97 | 24 | 9 | 2 | 8 200 |

Percentages: Field Goal .609, 3-Point FG .500, Free Throw .818.

Halftime: LUC 52, MSU 43; Officials: David Stevens, Roland Simmons, James Durham.

| Score by Periods..... | 1st | 2nd | Total |
|-----------------------|-----|-----|-------|
| Missouri State..... | 43 | 32 | 75 |
| Loyola Chicago..... | 52 | 45 | 9 |

Game 26

Feb. 6, 2018, Hulman Center, Terre Haute, Ind.

Missouri State 81, Indiana State 62

Missouri State came out of the gates scorching and never looked back in an 81-62 road win over Indiana State.

Alize Johnson led the Bears with 28 points, 8 rebounds, 5 assists and 4 blocks on the night. He also converted 5-of-9 from 3-point range to help Missouri State drop in 11 buckets from bonus distance on the night.

Jarred Dixon added 13 points, Jarrid Rhodes scored 11, and Obediah Church snagged 9 rebounds to help MSU snap a five-game losing streak.

The Bears' 12 blocked shots – including 4 by Tanveer Bhullar – was the most ever by MSU under head coach Paul Lusk and just two shy of the program's record of 14 set in 1990.

Brenton Scott scored 19 for the Sycamores, and Jordan Barnes scored 12. The backcourt tandem knocked down five and four 3-pointers, respectively, for the home side.

Missouri State scored the game's first nine points and parlayed that early momentum into a 36-25 halftime advantage.

After a trey by Johnson to start the game, J.T. Miller scored MSU's next six points before the Sycamores got on the board for the first time at the 14:55 mark.

ISU trimmed the Bears' lead to 13-8, but the Bears took off again with seven unanswered points to push ahead by 12 at the midway point of the opening half. A close-range bucket by Church and a 3-pointer by Ryan Kreklow pushed the Bears ahead 20-8.

Dixon led another MSU run after back-to-back treys by Barnes got the Sycamores within 20-14. The junior Bear scored on a runner and then kissed the glass with a runner to make it 26-14 at the seven-minute mark, MSU's biggest lead of the first stanza.

Rhodes and Dixon would knock down 3-pointers later in the half to give the Bears a 32-21 lead before the under-four media break. Then, Dixon ended his 11-point first half with a layup before the buzzer to give Missouri State an 11-point lead at the intermission.

The second-half started with Mustafa Lawrence scoring the first five points out of the break to give the Bears their biggest lead to that point, 41-25.

Back-to-back triples by Barnes eight minutes into the second half brought Indiana State within 50-42, but a rare four-point play by Johnson followed headed into the 11:21 media timeout, and the Sycamores never got closer than 11 the rest of the way.

The victory gave the Bears a season sweep of ISU for the second straight season.

Missouri State 81, Indiana State 62

Hulman Center, Terre Haute, Ind. (4,040)

| MISSOURI STATE (16-10) | FG | 3Pt | FT | ORDR | Reb | PF | Pts. | A | TO | Bk | St | Min |
|--------------------------|--------------|--------------|------------|----------|-----------|-----------|-----------|-------------|-----------|-----------|-----------|--------------|
| Obediah Church, f..... | 4-5 | 0-0 | 0-0 | 2 | 7 | 9 | 3 | 8 | 2 | 0 | 2 | 1 24 |
| Jarrid Rhodes, f..... | 4-13 | 2-8 | 1-1 | 1 | 4 | 5 | 2 | 11 | 2 | 2 | 1 | 1 29 |
| Alize Johnson, f..... | 9-15 | 5-9 | 5-6 | 3 | 5 | 8 | 2 | 28 | 5 | 1 | 4 | 2 36 |
| Mustafa Lawrence, g..... | 2-6 | 1-5 | 0-0 | 0 | 0 | 0 | 0 | 5 | 0 | 0 | 0 | 0 17 |
| J.T. Miller, g..... | 3-6 | 0-1 | 0-1 | 0 | 5 | 5 | 3 | 6 | 2 | 3 | 0 | 0 19 |
| Jarred Dixon..... | 6-9 | 1-2 | 0-0 | 0 | 4 | 4 | 0 | 13 | 1 | 0 | 0 | 0 29 |
| Ronnie Rousseau III..... | 0-5 | 0-4 | 0-0 | 0 | 1 | 1 | 0 | 0 | 1 | 1 | 0 | 1 15 |
| Ryan Kreklow..... | 2-3 | 2-2 | 0-0 | 0 | 2 | 2 | 2 | 6 | 1 | 0 | 1 | 1 17 |
| Ross Owens..... | 0-1 | 0-1 | 0-0 | 0 | 0 | 0 | 1 | 0 | 0 | 2 | 0 | 0 3 |
| Tanveer Bhullar..... | 2-3 | 0-0 | 0-0 | 2 | 2 | 4 | 3 | 4 | 2 | 1 | 4 | 0 11 |
| TEAM..... | | | | 0 | 4 | 4 | | Deadball: 0 | | | | |
| Totals..... | 32-66 | 11-32 | 6-8 | 8 | 34 | 42 | 16 | 81 | 16 | 10 | 12 | 6 200 |

Percentages: Field Goal .485, 3-Point FG .344, Free Throw .750.

| INDIANA STATE (11-14) | FG | 3Pt | FT | ORDR | Reb | PF | Pts. | A | TO | Bk | St | Min |
|------------------------|--------------|--------------|--------------|-----------|-----------|-----------|-----------|-------------|-----------|-----------|----------|--------------|
| Qiydar Davis, f..... | 3-11 | 0-6 | 2-2 | 0 | 4 | 4 | 3 | 8 | 0 | 1 | 1 | 1 31 |
| Devin Thomas, f..... | 2-6 | 1-3 | 2-2 | 3 | 3 | 6 | 2 | 7 | 1 | 1 | 0 | 0 22 |
| Brandon Murphy, c..... | 1-6 | 0-0 | 8-9 | 4 | 1 | 5 | 1 | 10 | 0 | 2 | 0 | 0 12 |
| Jordan Barnes, g..... | 4-15 | 4-9 | 0-0 | 0 | 4 | 4 | 2 | 12 | 3 | 2 | 0 | 1 36 |
| Brenton Scott, g..... | 7-16 | 5-7 | 0-0 | 0 | 4 | 4 | 1 | 19 | 2 | 3 | 0 | 1 36 |
| Demonte Ojinnaka..... | 0-0 | 0-0 | 0-0 | 0 | 2 | 2 | 0 | 0 | 0 | 1 | 0 | 0 4 |
| Bronson Kessinger..... | 0-2 | 0-0 | 1-2 | 0 | 3 | 3 | 0 | 1 | 0 | 0 | 0 | 0 13 |
| Clayton Hughes..... | 0-3 | 0-0 | 0-0 | 0 | 1 | 1 | 1 | 0 | 2 | 0 | 0 | 0 21 |
| Daniel Huenermann..... | 0-0 | 0-0 | 0-0 | 0 | 0 | 0 | 0 | 0 | 0 | 0 | 0 | 0 0+ |
| Matt Deady..... | 1-3 | 0-0 | 0-0 | 0 | 0 | 0 | 0 | 2 | 2 | 3 | 2 | 0 13 |
| Emondre Rickman..... | 1-1 | 0-0 | 1-2 | 2 | 4 | 6 | 1 | 3 | 0 | 0 | 0 | 0 12 |
| TEAM..... | | | | 3 | 1 | 4 | | Deadball: 2 | | 1 | | |
| Totals..... | 19-63 | 10-28 | 14-17 | 12 | 27 | 39 | 13 | 62 | 11 | 13 | 1 | 5 200 |

Percentages: Field Goal .302, 3-Point FG .357, Free Throw .924.

Halftime: MSU 36, ISU 25; Officials: Mike Stuart, Kelly Self, K.B. Burdett, Jr.

| Score by Periods..... | 1st | 2nd | Total |
|-----------------------|-----|-----|-------|
| Missouri State..... | 36 | 45 | 81 |
| Indiana State..... | 25 | 37 | 62 |

Game 27

Feb. 10, 2018, JQH Arena, Springfield, Mo.

Missouri State 72, Evansville 55

Led by J.T. Miller's 16 points, Missouri State used solid defense, rebounding and a balanced offensive attack to turn back visiting Evansville, 72-55.

The Bears also got 12 points from freshman Mustafa Lawrence and 11 apiece from Alize Johnson and Jarrid Rhodes. Johnson also added 13 rebounds for his 17th double-double of the year, while Obediah Church matched his career high with 13 boards for MSU.

Missouri State out-rebounded Evansville by a 45-22 margin, the club's second-best rebound margin of the campaign.

Evansville was led by Ryan Taylor's 13 points, while Dru Smith scored 12 for the Purple Aces who were held to just 37.3 percent shooting and 30.8 percent from bonus distance.

MSU led wire-to-wire for the second straight game, turning a 13-point halftime lead into a 47-31 advantage on a dunk by Church just four minutes into the second half.

Evansville reeled off the game's next four points to get within 12, but a triple from the right corner by Ryan Kreklow pushed Missouri State ahead by 15, and then Lawrence dropped in his fourth 3-pointer of the day on MSU's next possession to push the home side up by 18.

Taylor, the MVC's leading scorer, fouled out with just under nine minutes to go, right after his 3-pointer at the 9:39 mark made it a 55-43 contest.

The Bears surrendered just three UE field goals the remainder of the game and used a 12-2 run over a key six-minute stretch late in the game to extend their lead to 23. Miller scored three of his game-high seven field goals in that span to put things out of reach for the Aces.

MSU finished 27-of-59 (.458) from the field and 6-of-21 (.286) from long distance. The Bears were also 12-of-17 (.706) at the foul line with just four turnovers in the second half and 13 for the game. Coach Paul Lusk's squad scored 38 points in the paint and produced 16 second-chance points off 17 offensive caroms.

In the first half, the Bears used a pair of threes by Lawrence to jump out to an 8-2 lead and then used the momentum of a 7-0 run midway through the half to push ahead 21-12. With just over four minutes left in the opening stanza, Evansville went on a 9-2 run that covered three minutes and cut MSU's lead to 26-24. But the Bears responded with an 11-0 run to end the period, including a dunk by Church in the final minute to push MSU ahead 37-24 at the midway point

Missouri State 72, Evansville 55

JQH Arena, Springfield, Mo. (Attendance: 3,358)

| EVANSVILLE (16-11) | FG | 3Pt | FT | ORDR | Reb | PF | Pts. | A | TO | Bk | St | Min | |
|-----------------------------|------|-----|-----|------|-----|----|------|-------------|----|----|----|-----|----|
| Dainiu Chatkevicius, f..... | 1-1 | 0-0 | 1-2 | 1 | 0 | 1 | 2 | 3 | 0 | 1 | 1 | 2 | 21 |
| Blake Simmons, f..... | 4-11 | 0-1 | 1-2 | 0 | 7 | 7 | 2 | 9 | 2 | 2 | 0 | 1 | 38 |
| Ryan Taylor, g..... | 5-10 | 1-4 | 2-3 | 0 | 1 | 1 | 5 | 13 | 0 | 2 | 0 | 1 | 18 |
| Dru Smith, g..... | 5-7 | 2-2 | 0-0 | 0 | 3 | 3 | 3 | 12 | 2 | 3 | 0 | 1 | 24 |
| K.J. Riley, g..... | 1-4 | 0-0 | 7-9 | 1 | 4 | 5 | 3 | 9 | 2 | 0 | 0 | 1 | 28 |
| Evan Kuhlman..... | 1-3 | 0-1 | 0-0 | 0 | 0 | 0 | 3 | 2 | 0 | 0 | 0 | 0 | 19 |
| Noah Frederking..... | 2-11 | 1-5 | 2-2 | 0 | 2 | 2 | 1 | 7 | 2 | 1 | 0 | 2 | 29 |
| John Hall..... | 0-4 | 0-0 | 0-0 | 0 | 0 | 0 | 1 | 0 | 0 | 0 | 0 | 1 | 23 |
| TEAM..... | | | | 1 | 2 | 3 | | Deadball: 6 | | | | | |

Totals..... 30-47 8-13 11-17 3 23 26 14 79 13 10 2 5 200

Percentages: Field Goal .373, 3-Point FG .308, Free Throw .722.

| MISSOURI STATE (17-10) | FG | 3Pt | FT | ORDR | Reb | PF | Pts. | A | TO | Bk | St | Min | |
|--------------------------|------|-----|-----|------|-----|----|------|-------------|----|----|----|-----|----|
| Obediah Church, f..... | 4-7 | 0-0 | 1-4 | 7 | 6 | 13 | 1 | 9 | 1 | 2 | 3 | 2 | 31 |
| Jarrid Rhodes, f..... | 4-9 | 0-3 | 3-3 | 3 | 3 | 6 | 1 | 11 | 2 | 2 | 0 | 1 | 31 |
| Alize Johnson, f..... | 2-7 | 0-4 | 7-7 | 3 | 10 | 13 | 2 | 11 | 7 | 1 | 0 | 1 | 33 |
| Mustafa Lawrence, g..... | 4-8 | 4-7 | 0-0 | 0 | 3 | 3 | 4 | 12 | 0 | 3 | 0 | 1 | 22 |
| J.T. Miller, g..... | 7-11 | 1-3 | 1-2 | 1 | 2 | 3 | 2 | 16 | 1 | 1 | 0 | 0 | 28 |
| Jarred Dixon..... | 3-8 | 0-1 | 0-1 | 1 | 2 | 3 | 4 | 6 | 1 | 3 | 0 | 1 | 26 |
| Ronnie Rousseau III..... | 0-0 | 0-0 | 0-0 | 0 | 0 | 0 | 1 | 0 | 0 | 1 | 0 | 0 | 7 |
| Ryan Kreklow..... | 1-4 | 1-3 | 0-0 | 0 | 0 | 0 | 1 | 3 | 0 | 0 | 0 | 0 | 12 |
| Tanveer Bhullar..... | 2-5 | 0-0 | 0-0 | 1 | 1 | 2 | 2 | 4 | 2 | 0 | 0 | 0 | 10 |
| TEAM..... | | | | 1 | 1 | 2 | | Deadball: 1 | | | | | |

Totals..... 27-59 6-21 12-17 17 28 45 18 72 14 13 3 6 200

Percentages: Field Goal .458, 3-Point FG .286, Free Throw .706.

Halftime: MSU 37, UE 24; Officials: Brad Ferrie, Ed Crenshaw, Ervin Wilson.

| Score by Periods | 1st | 2nd | Total |
|---------------------|-----|-----|-------|
| Evansville..... | 24 | 31 | 55 |
| Missouri State..... | 37 | 35 | 72 |

Game 28

Feb. 14, 2018, SIU Arena, Carbondale, Ill.

Southern Illinois 81, Missouri State 80 (ot)

A pair of free throws by Aaron Cook with 4.1 seconds left in overtime gave Southern Illinois an 81-80 victory over visiting Missouri State.

Missouri State was led by Jarrid Rhodes who pumped in a career-high 21 points behind five 3-pointers, while Alize Johnson secured his 18th double-double of the year with 15 points, 16 rebounds and a game-high 5 assists.

SIU was led by Armon Fletcher's 22 points, while Sean Lloyd produced 21, including 20 in the second half.

MSU had opportunities at the end of regulation and overtime to win the game. Rhodes 3-pointer before the final buzzer at the end of regulation rimmed out to force the extra period. The shot came after the Bears erased a five-point deficit with 3:29 to play.

After Cook's free throws in overtime, MSU got the ball to Jarred Dixon, who scored 15 off the bench for the visitors. He drove all the way to the rim, and Obediah Church grabbed his miss and put it in the basket for what briefly looked like a game-winner for MSU. But a video replay showed Church's put-back came after the horn, giving SIU its seventh straight win in the long-rivalled series.

MSU knocked down 12-of-29 (.414) from 3-point range, including three by freshman Mustafa Lawrence who tallied 11 points. It marked the second-highest 3-point output of the year by MSU.

The Bears were 28-of-62 (.452) overall and made a season-high 92.3 percent at the foul line on 12-of-13 makes. MSU also out-rebounded the Salukis 40-33.

SIU shot 50 percent in the second half to overcome a slow start and finished 31-of-70 (.443) overall and 8-of-19 (.421), including three treys by Marcus Bartley. SIU was 11-of-13 (.846) at the stripe.

In the first half, the Bears drained three 3-pointers in the first five minutes to charge out to a 16-5 lead. MSU would finish the first stanza with a 46.4 percent effort from the field and 7-of-14 performance from beyond the arc.

But the Salukis chipped away, collecting five threes of their own and using a 15-6 run to end the half and go into the intermission leading the Bears, 35-34. Fletcher's desperation jumper at the buzzer banked hard off the glass but found the net to give the home club its first lead of the night.

There were nine ties and 16 lead changes in the contest.

Southern Illinois 81, Missouri State 80 (ot)

SIU Arena, Carbondale, Ill. (Attendance: xxx)

| MISSOURI STATE (17-11) | FG | 3Pt | FT | ORDR | Reb | PF | Pts. | A | TO | Bk | St | Min | |
|--------------------------|-------|-------|-------|------|-----|----|------|----|----|----|----|-----|-------------|
| Obediah Church, f..... | 2-2 | 0-0 | 4-4 | 0 | 4 | 4 | 2 | 8 | 1 | 3 | 0 | 0 | 28 |
| Jarrid Rhodes, f..... | 7-13 | 5-9 | 2-2 | 1 | 4 | 5 | 1 | 21 | 1 | 2 | 0 | 0 | 43 |
| Alize Johnson, f..... | 5-12 | 1-3 | 4-5 | 5 | 11 | 16 | 4 | 15 | 5 | 4 | 0 | 0 | 42 |
| Mustafa Lawrence, g..... | 3-9 | 3-9 | 2-2 | 1 | 2 | 3 | 4 | 11 | 1 | 3 | 0 | 1 | 35 |
| J.T. Miller, g..... | 4-9 | 0-1 | 0-0 | 0 | 1 | 1 | 2 | 8 | 0 | 2 | 0 | 1 | 25 |
| Jarred Dixon..... | 6-12 | 3-6 | 0-0 | 0 | 1 | 1 | 1 | 15 | 1 | 2 | 0 | 1 | 29 |
| Ronnie Rousseau III..... | 0-0 | 0-0 | 0-0 | 0 | 0 | 0 | 2 | 0 | 0 | 0 | 0 | 0 | 3 |
| Ryan Kreklow..... | 0-2 | 0-1 | 0-0 | 0 | 2 | 2 | 0 | 0 | 0 | 0 | 0 | 0 | 9 |
| Tanveer Bhullar..... | 1-3 | 0-0 | 0-0 | 1 | 3 | 4 | 1 | 2 | 1 | 1 | 0 | 0 | |
| 11 TEAM..... | | | | 1 | 3 | 4 | | | | | | | Deadball: 1 |
| Totals..... | 28-62 | 12-29 | 12-13 | 9 | 31 | 40 | 17 | 80 | 10 | 17 | 0 | 3 | 225 |

Totals..... 28-62 12-29 12-13 9 31 40 17 80 10 17 0 3 225

Percentages: Field Goal .452, 3-Point FG .414, Free Throw .923.

| SOUTHERN ILL. (18-10) | FG | 3Pt | FT | ORDR | Reb | PF | Pts. | A | TO | Bk | St | Min | |
|------------------------|-------|------|-------|------|-----|----|------|-------------|----|----|----|-----|-----|
| Kavon Pippen, c..... | 6-11 | 0-0 | 1-1 | 1 | 4 | 5 | 4 | 13 | 1 | 2 | 1 | 1 | 29 |
| Marcus Bartley, g..... | 3-9 | 3-5 | 0-0 | 0 | 2 | 2 | 2 | 9 | 1 | 0 | 0 | 1 | 31 |
| Aaron Cook, g..... | 2-9 | 1-3 | 2-2 | 0 | 3 | 3 | 2 | 7 | 3 | 3 | 2 | 1 | 37 |
| Sean Lloyd, g..... | 10-17 | 0-2 | 1-2 | 2 | 3 | 5 | 1 | 21 | 4 | 0 | 1 | 2 | 43 |
| Armon Fletcher, g..... | 7-12 | 2-6 | 6-6 | 2 | 5 | 7 | 1 | 22 | 4 | 0 | 1 | 0 | 38 |
| Jonathan Wiley..... | 0-3 | 0-0 | 1-2 | 1 | 2 | 3 | 2 | 1 | 0 | 0 | 0 | 0 | 19 |
| Tyler Smithpeters..... | 3-5 | 2-3 | 0-0 | 0 | 3 | 3 | 3 | 8 | 4 | 1 | 0 | 3 | 26 |
| Rudy Stradnieks..... | 0-4 | 0-0 | 0-0 | 0 | 0 | 0 | 0 | 0 | 0 | 0 | 0 | 0 | 2 |
| TEAM..... | | | | 2 | 3 | 5 | | Deadball: 2 | | | | | |
| Totals..... | 31-70 | 8-19 | 11-13 | 8 | 25 | 33 | 15 | 81 | 17 | 6 | 5 | 8 | 225 |

Totals..... 31-70 8-19 11-13 8 25 33 15 81 17 6 5 8 225

Percentages: Field Goal .443, 3-Point FG .421, Free Throw .846.

Halftime: SIU 35, MSU 34; Officials: Antinio Petty, Jeb Hartness, Winston Stith.

| Score by Periods | 1st | 2nd | OT | Total |
|------------------------|-----|-----|----|-------|
| Missouri State..... | 34 | 36 | 10 | 80 |
| Southern Illinois..... | 35 | 35 | 11 | 81 |

Game 29

Feb. 18, 2018, JQH Arena, Springfield, Mo.

Drake 67, Missouri State 63

Reed Timmer's desperation 3-pointer from well beyond the arc found its mark with 0.9 seconds to go and lifted visiting Drake past Missouri State, 67-63.

Timmer, who finished with a game-high 20 points, was fouled on the game-winning play and turned it into a rare four-point play to decide the margin of victory.

Missouri State looked to have completed an improbable comeback just moments earlier, rallying from 12 points down in the second half and 10 points down with 9:40 to play to take the lead six minutes later.

After a layup by De'Antae McMurray gave the Bulldogs a 53-43 lead midway through the second half, the Bears went on a 15-2 run over the next seven minutes to take a 58-55 lead. Jarred Dixon and Obediah Church each had five points in that stretch for MSU, while Jarrod Rhodes dropped in a key 3-pointer, and Mustafa Lawrence drained a 15-footer.

Dixon's runner as the shot clock expired with 2:43 remaining gave the Bears a 58-55 advantage, and after Drake snuck in a free throw by Nick McGlynn on its next trip, Church calmly stepped up with a 17-foot jumper to put the home side up by four with under two minutes to play.

McMurray scored with a left-handed layup to bring Drake within two with a minute-and-a-half left, but a solitary free throw by Church pushed MSU's lead back to three, 61-58, by making one of two with under a minute to play.

MSU's Alize Johnson blocked a short jumper by McMurray on Drake's next possession and corralled the rebound – his 16th of the game – and Drake quickly fouled Lawrence with 28.5 to go. The MSU freshman made one of two at the stripe to extend the Bears' lead to 62-58. However, Johnson was called for a foul on the missed free throw which sent Casey Schlatter to the line for two Drake free throws, getting the Bulldogs back within two with no time running off the clock.

Drake quickly fouled Dixon on the next MSU possession, but the 75-percent foul shooter missed both, and with 14.3 seconds to play, Noah Thomas buried a three for Drake to give the visitors a 63-62 lead.

Missouri State decided to attack immediately rather than hold the ball for the final shot and Johnson's drive to the bucket resulted in a Drake foul. However, Johnson was only able to make one of two at the line with 8.1 seconds showing, leaving the game tied for the third and final time.

In the deciding moments, Drake got the ball to Timmer, who lost the handle briefly leaving Rhodes diving on the floor for the loose ball. Timmer recovered between the circles, turned and launched a 35 footer that found its mark with Johnson committing the foul in effort to provide defensive help.

MSU was led by Johnson and J.T. Miller with 14 points apiece, while Lawrence contributed a game-high eight assists, the most by any MSU player this season.

MSU shot a season-low 43.8 percent at the line with 5 misses in the final minute.

Drake 67, Missouri State 63

JQH Arena, Springfield, Mo. (Attendance: 4,859)

| DRAKE (16-13) | FG | 3Pt | FT | OR DR | Reb | PF | Pts. | A | TO | Bk | St | Min |
|---------------------------|--------------|-------------|-------------|----------|-----------|-----------|-----------|-----------|-----------|----------|----------|--------------|
| Nick McGlynn, f..... | 4-8 | 0-0 | 1-2 | 1 | 2 | 3 | 5 | 9 | 2 | 1 | 3 | 0 18 |
| C.J. Rivers, g..... | 1-5 | 0-0 | 0-0 | 1 | 2 | 3 | 2 | 2 | 4 | 1 | 0 | 0 28 |
| De'Antae McMurray, g..... | 4-12 | 1-4 | 0-0 | 0 | 5 | 5 | 5 | 9 | 1 | 2 | 0 | 0 32 |
| Reed Timmer, g..... | 6-12 | 2-7 | 6-7 | 0 | 6 | 6 | 1 | 20 | 0 | 1 | 0 | 0 34 |
| Ore Arogundade, g..... | 0-5 | 0-3 | 0-0 | 0 | 1 | 1 | 1 | 0 | 0 | 0 | 0 | 0 29 |
| Jalen Gibbs..... | 2-3 | 2-3 | 0-0 | 0 | 4 | 4 | 0 | 6 | 1 | 1 | 0 | 0 9 |
| Graham Woodward..... | 3-6 | 1-3 | 0-0 | 0 | 2 | 2 | 1 | 7 | 0 | 1 | 0 | 0 21 |
| Noah Thomas..... | 2-5 | 2-3 | 0-0 | 0 | 0 | 0 | 0 | 6 | 1 | 2 | 0 | 0 7 |
| Casey Schlatter..... | 3-5 | 0-0 | 2-2 | 2 | 9 | 11 | 0 | 8 | 2 | 0 | 1 | 1 22 |
| TEAM..... | | | | 2 | 2 | 4 | | | | | | Deadball: 5 |
| Totals..... | 25-61 | 8-23 | 9-11 | 6 | 33 | 39 | 15 | 67 | 11 | 9 | 4 | 1 200 |

Percentages: Field Goal .410, 3-Point FG .348, Free Throw .818.

| MISSOURI STATE (17-12) | FG | 3Pt | FT | OR DR | Reb | PF | Pts. | A | TO | Bk | St | Min |
|--------------------------|--------------|-------------|-------------|-----------|-----------|-----------|-----------|-----------|-----------|----------|----------|--------------|
| Obediah Church, f..... | 4-4 | 0-0 | 2-5 | 2 | 2 | 4 | 2 | 10 | 2 | 0 | 1 | 1 24 |
| Jarrod Rhodes, f..... | 3-10 | 1-5 | 0-0 | 2 | 3 | 5 | 1 | 7 | 1 | 0 | 0 | 0 31 |
| Alize Johnson, f..... | 6-15 | 1-5 | 1-3 | 3 | 13 | 16 | 2 | 14 | 0 | 2 | 0 | 0 36 |
| Mustafa Lawrence, g..... | 3-13 | 1-5 | 1-2 | 0 | 2 | 2 | 1 | 8 | 8 | 0 | 0 | 3 29 |
| J.T. Miller, g..... | 7-14 | 0-2 | 0-0 | 0 | 4 | 4 | 2 | 14 | 0 | 4 | 1 | 0 28 |
| Jarred Dixon..... | 3-10 | 1-5 | 3-6 | 0 | 4 | 4 | 0 | 10 | 2 | 0 | 1 | 0 30 |
| Ryan Kreklow..... | 0-0 | 0-0 | 0-0 | 0 | 0 | 0 | 3 | 0 | 0 | 0 | 0 | 0 15 |
| Tanveer Bhullar..... | 0-1 | 0-0 | 0-0 | 1 | 2 | 3 | 0 | 0 | 0 | 1 | 0 | 0 7 |
| TEAM..... | | | | 3 | 0 | 3 | | | | | | Deadball: 3 |
| Totals..... | 26-67 | 4-22 | 7-16 | 11 | 30 | 41 | 11 | 63 | 13 | 7 | 3 | 4 200 |

Percentages: Field Goal .388, 3-Point FG .182, Free Throw .438.

Halftime: DU 35, MSU 25; Officials: Kelly Self, Randy Heimerman, Rick Randall.

Ejected (leaving bench) MSU: Ryan Kreklow, Ross Owens.

| Score by Periods..... | 1st | 2nd | Total |
|-----------------------|-----|-----|-------|
| Drake..... | 35 | 32 | 67 |
| Missouri State..... | 25 | 38 | 63 |

Game 30

Feb. 21, 2018, JQH Arena, Springfield, Mo.

Bradley 82, Missouri State 78

On a night dedicated to Missouri State's five seniors, it was junior Jarred Dixon who stole the spotlight. The lanky guard scored a career-high 24 points and dropped in six 3-pointers against a visiting Bradley club that rallied from behind in the final two-and-a-half minutes to defeat the Bears, 82-78.

MSU, which dropped its third straight narrow decision, also got 20 points from senior Jarrod Rhodes, just one shy of his career high. Freshman Mustafa Lawrence added 11 points for the home side.

All five starters scored in double figures for Bradley, including Nate Kennell who scored 20 points behind six treys of his own. The Braves also capitalized on an abundance of foul shots, converting 25-of-31 (.806) at the stripe.

MSU shot 100-percent at the free throw line but got there just nine times.

The see-saw battle featured 19 lead changes and 11 ties, but Bradley's 6-0 run – all from the free throw line – in the final 51 seconds sealed MSU's fate. After Rhodes knocked down two free throws for the Bears with 1:17 remaining to put the home club up by one, Dixon was whistled for a foul on Kennell with 50.7 ticks showing. Kennell made the two free throws to put the Braves up 76-75.

MSU turned it over on its next possession trying to lob the ball inside from the high post and had to foul Darrell Brown. Brown, who was 11-for-12 at the stripe, made both shots to push Bradley up by three.

The Bears called on a timeout with 24.7 seconds left and got the ball to Rhodes for a potential game-tying three, but when his shot missed, MSU had to foul Brown again. Seconds later, BU was up 80-75 after he converted both shots.

Rhodes found his mark with just under six seconds to play, draining his four triple of the night – and the Bears' 13th trey – to make it an 80-78 contest. But with the Bears trying to foul Brown on the ensuing in-bound play, no call was made until the clock had reached 0.9.

Brown made both free throws to ice the win for Bradley just before time expired.

The Bears led by as many as eight in the second half, using four unanswered points from Tanveer Bhullar to push ahead 57-52 at the 11:11 mark before a pair of Dixon buckets rallied Missouri State to a 61-53 advantage with 9:40 to play. Bradley, however, responded with a 12-0 outburst over the next two-and-a-half minutes to retake the lead in what proved to be the most significant run of the contest.

Missouri State shot an impressive 28-for-62 (.452) from the field and 13-for-30 (.433) from 3-point range. The Bears also out-rebounded the Braves by a 34-32 margin and committed just 11 turnovers.

The Bears also tallied 30 bench points and manufactured 12 second-chance points from 10 offensive rebounds.

Bradley made four fewer field goals than the home club, converting 24-of-52 (.462) overall and 9-of-21 (.429) from bonus range.

Bradley 82, Missouri State 78

JQH Arena, Springfield, Mo. (Attendance: 4,054)

| BRADLEY (19-11) | FG | 3Pt | FT | OR DR | Reb | PF | Pts. | A | TO | Bk | St | Min |
|---------------------------------|--------------|-------------|--------------|----------|-----------|-----------|-----------|-----------|-----------|----------|----------|--------------|
| Donte Thomas, f..... | 5-9 | 0-1 | 0-2 | 1 | 6 | 7 | 2 | 10 | 0 | 1 | 0 | 3 30 |
| Koch Bar, c..... | 2-5 | 0-0 | 6-6 | 0 | 4 | 4 | 2 | 10 | 0 | 1 | 2 | 0 22 |
| Darrell Brown, g..... | 2-8 | 1-3 | 11-12 | 0 | 2 | 2 | 1 | 16 | 4 | 3 | 0 | 1 27 |
| Dwayne Lautier-Ogunleye, g..... | 6-12 | 2-6 | 4-5 | 3 | 3 | 6 | 2 | 18 | 1 | 0 | 0 | 2 34 |
| Nate Kennell, g..... | 6-11 | 6-10 | 2-2 | 0 | 1 | 1 | 3 | 20 | 1 | 1 | 0 | 1 34 |
| Luqman Lundy..... | 0-0 | 0-0 | 1-2 | 0 | 1 | 1 | 0 | 1 | 0 | 0 | 0 | 0 7 |
| Elijah Childs..... | 2-6 | 0-1 | 1-2 | 0 | 2 | 2 | 4 | 5 | 3 | 2 | 0 | 1 19 |
| Ryan Stipanovich..... | 0-0 | 0-0 | 0-0 | 0 | 2 | 2 | 0 | 0 | 0 | 0 | 0 | 0 9 |
| Jayden Hodgson..... | 1-1 | 0-0 | 0-0 | 0 | 0 | 0 | 1 | 2 | 1 | 1 | 0 | 0 18 |
| TEAM..... | | | | 5 | 2 | 7 | | | | | | Deadball: 1 |
| Totals..... | 24-52 | 9-21 | 25-31 | 9 | 23 | 32 | 15 | 82 | 10 | 9 | 2 | 8 200 |

Percentages: Field Goal .462, 3-Point FG .429, Free Throw .806.

| MISSOURI STATE (17-13) | FG | 3Pt | FT | OR DR | Reb | PF | Pts. | A | TO | Bk | St | Min |
|--------------------------|--------------|--------------|------------|-----------|-----------|-----------|-----------|-----------|-----------|-----------|----------|--------------|
| Obediah Church, f..... | 3-4 | 0-0 | 1-1 | 1 | 6 | 7 | 4 | 7 | 3 | 2 | 1 | 1 27 |
| Jarrod Rhodes, f..... | 7-13 | 4-9 | 2-2 | 0 | 1 | 1 | 2 | 20 | 4 | 2 | 0 | 0 36 |
| Alize Johnson, f..... | 2-9 | 0-2 | 2-2 | 1 | 10 | 11 | 3 | 6 | 6 | 2 | 0 | 0 34 |
| Mustafa Lawrence, g..... | 3-9 | 3-8 | 2-2 | 1 | 1 | 2 | 4 | 11 | 1 | 0 | 0 | 0 27 |
| J.T. Miller, g..... | 2-9 | 0-2 | 0-0 | 1 | 2 | 3 | 2 | 4 | 0 | 3 | 0 | 1 24 |
| Jarred Dixon..... | 9-14 | 6-8 | 0-0 | 1 | 3 | 4 | 3 | 24 | 2 | 1 | 0 | 0 31 |
| Ryan Kreklow..... | 0-0 | 0-0 | 2-2 | 0 | 0 | 0 | 1 | 2 | 0 | 0 | 0 | 0 5 |
| Ross Owens..... | 0-1 | 0-1 | 0-0 | 0 | 0 | 0 | 1 | 0 | 0 | 0 | 0 | 0 3 |
| Tanveer Bhullar..... | 2-3 | 0-0 | 0-0 | 4 | 0 | 4 | 3 | 4 | 0 | 1 | 1 | 1 13 |
| TEAM..... | | | | 1 | 1 | 2 | | | | | | Deadball: 1 |
| Totals..... | 28-62 | 13-30 | 9-9 | 10 | 24 | 34 | 23 | 78 | 16 | 11 | 2 | 3 200 |

Percentages: Field Goal .452, 3-Point FG .433, Free Throw 1.000.

Halftime: MSU 41, BU 38; Officials: Tom O'Neill, Paul Janssen, Jeff Campbell.

| Score by Periods..... | 1st | 2nd | Total |
|-----------------------|-----|-----|-------|
| Bradley..... | 38 | 44 | 82 |
| Missouri State..... | 41 | 37 | 78 |

Game 31

Feb. 24, 2018, McLeod Center, Cedar Falls, Iowa

UNI 71, Missouri State 56

Missouri State went nearly nine minutes without a field goal midway through the first half to squander an early lead, and host UNI held off a late surge by the Bears in a 71-56 Panthers' victory.

UNI was led by seniors Clint Carlson and Hunter Rhodes with 16 and 13 points, respectively. The Panthers shot 51 percent from the field and made eight threes.

MSU got 14 points from Jarred Dixon, 11 from Jarrid Rhodes and 11 from Alize Johnson, while Obediah Church contributed a career-high 13 rebounds.

After trailing by 14 at the break, MSU came out with a purpose to start the second half, getting a bucket from Johnson, a couple of layups by Dixon and a triple from freshman Mustafa Lawrence to make a dent. Johnson's layup at 15:53 got MSU within 46-36, and Rhodes' layup with 14 minutes to go made it 48-40.

UNI responded with a 5-0 outburst, capped by a Carlson hook shot to push the home side ahead by 13 again, but Dixon's 3-point play and Church's dunk made it 53-45 with 9:21 to go.

Later in the half, Ryan Kreklow drained a 3-pointer from the top of the key to get the Bears within nine. His triple gave him 112 for his career and ties him for 10th on the MSU career list.

With just over six minutes to go, the Bears made their final surge, using a pair of free throws by Kreklow and Rhodes to make it 61-52. But, on UNI's next possession, Rhodes dropped in his third trey of the game to dash MSU's comeback hopes.

MSU, which dropped its fourth straight, finished 19-of-52 (.365) from the field, 7-of-21 (.333) from long range and a perfect 11-of-11 (1.000) at the stripe. The Bears also out-rebounded the Panthers by a 30-29 margin and committed just nine turnovers.

The Panthers converted 26-of-51 shots with Wyatt Lohaus and Carlson each making 5-of-7. UNI also finished 8-of-21 (.381) from bonus distance and 11-of-12 (.917) at the line with six turnovers.

The first half started well for the visitors as Missouri State led 5-0 out of the gates, 10-6 just three minutes in, and 15-11 after a three by Ross Owens with 13:17 to play in the stanza.

UNI answered Owens' bucket with five straight points by Lohaus to give the Panthers their first lead, but Missouri State responded with a perimeter jumper from Tanveer Bhullar and a triple by Dixon to restore order, 20-16.

But from that point on, the Bears went ice cold from the field, going nearly nine minutes without a bucket and making just one field goal in 15 tries the rest of the half – a three by Jarrid Rhodes at the 1:45 mark. Meanwhile, UNI put together runs of 10-0 and 11-0 to lead by as many as 15 and went into the intermission with a 39-25 advantage.

UNI 71, Missouri State 56

McLeod Center, Cedar Falls, Iowa (4,834)

| MISSOURI STATE (17-14) | FG | 3Pt | FT | OR DR | Reb | PF | Pts. | A | TO | Bk | St | Min | |
|--------------------------|-------|------|-------|-------|-----|----|------|-------------|----|----|----|-----|-----|
| Obediah Church, f..... | 2-7 | 0-0 | 0-0 | 4 | 9 | 13 | 2 | 4 | 4 | 1 | 2 | 0 | 32 |
| Jarrid Rhodes, f..... | 4-12 | 1-4 | 2-2 | 2 | 2 | 4 | 1 | 11 | 1 | 0 | 0 | 0 | 38 |
| Alize Johnson, f..... | 4-10 | 1-4 | 2-2 | 1 | 4 | 5 | 3 | 11 | 5 | 4 | 0 | 0 | 35 |
| Mustafa Lawrence, g..... | 1-2 | 1-2 | 0-0 | 0 | 0 | 0 | 4 | 3 | 0 | 3 | 0 | 0 | 18 |
| J.T. Miller, g..... | 1-4 | 1-2 | 0-0 | 0 | 1 | 1 | 2 | 3 | 1 | 0 | 0 | 0 | 18 |
| Jarred Dixon..... | 4-10 | 1-4 | 5-5 | 0 | 2 | 2 | 2 | 14 | 1 | 1 | 1 | 0 | 34 |
| Ryan Kreklow..... | 1-3 | 1-3 | 2-2 | 0 | 0 | 0 | 2 | 5 | 1 | 0 | 0 | 1 | 16 |
| Ross Owens..... | 1-2 | 1-2 | 0-0 | 0 | 0 | 0 | 0 | 3 | 1 | 0 | 0 | 0 | 5 |
| Tanveer Bhullar..... | 1-2 | 0-0 | 0-0 | 0 | 1 | 1 | 2 | 2 | 0 | 0 | 1 | 0 | 4 |
| TEAM..... | | | | 2 | 2 | 4 | | Deadball: 0 | | | | | |
| Totals..... | 19-52 | 7-21 | 11-11 | 9 | 21 | 30 | 18 | 56 | 14 | 9 | 4 | 1 | 200 |

Percentages: Field Goal .365, 3-Point FG .333, Free Throw 1.000.

| UNI (15-15) | FG | 3Pt | FT | ORDR | Reb | PF | Pts. | A | TO | Bk | St | Min | |
|-------------------------|-------|------|-------|------|-----|----|------|-------------|----|----|----|-----|-----|
| Klint Carlson, f..... | 5-7 | 0-1 | 6-6 | 1 | 6 | 7 | 3 | 16 | 0 | 0 | 0 | 1 | 36 |
| Ted Friedman, f..... | 3-5 | 1-2 | 0-0 | 0 | 1 | 1 | 0 | 7 | 1 | 1 | 1 | 1 | 15 |
| Tywhon Pickford, f..... | 3-7 | 1-4 | 0-0 | 0 | 6 | 6 | 1 | 7 | 2 | 0 | 0 | 1 | 33 |
| Hunter Rhodes, g..... | 3-11 | 3-6 | 4-4 | 0 | 3 | 3 | 2 | 13 | 4 | 1 | 0 | 0 | 32 |
| Isaiah Brown, g..... | 1-3 | 0-1 | 0-0 | 0 | 4 | 4 | 0 | 2 | 4 | 1 | 0 | 0 | 25 |
| Lincoln Conrey..... | 0-0 | 0-0 | 0-0 | 0 | 0 | 0 | 0 | 0 | 0 | 0 | 0 | 0 | 0+ |
| Spencer Haldeman..... | 0-1 | 0-1 | 0-0 | 0 | 0 | 0 | 1 | 0 | 0 | 0 | 0 | 0 | 7 |
| Wyatt Lohaus..... | 5-7 | 1-2 | 0-0 | 0 | 2 | 2 | 3 | 11 | 1 | 0 | 0 | 0 | 27 |
| Luke McDonnell..... | 3-5 | 0-1 | 0-0 | 1 | 1 | 2 | 1 | 6 | 0 | 1 | 0 | 0 | 8 |
| Austin Phyfe..... | 3-5 | 2-3 | 1-2 | 1 | 0 | 1 | 1 | 9 | 1 | 0 | 0 | 0 | 17 |
| TEAM..... | | | | 2 | 1 | 3 | | Deadball: 0 | | | | | |
| Totals..... | 26-51 | 8-21 | 11-12 | 5 | 24 | 29 | 12 | 71 | 13 | 6 | 1 | 3 | 200 |

Percentages: Field Goal .510, 3-Point FG .381, Free Throw .917.

Halftime: UNI 39, MSU 25; Officials: Ed Crenshaw, David Stephens, Dave Cusick.

| Score by Periods..... | 1st | 2nd | Total |
|-----------------------|-----|-----|-------|
| Missouri State..... | 25 | 31 | 56 |
| UNI..... | 39 | 32 | 71 |

Game 32

March 1, 2018, Scottrade Center, St. Louis, Mo.

Missouri State 83, Valparaiso 79

Missouri State got 22 points from Alize Johnson and 20 from Jarrid Rhodes to turn back Valparaiso, 83-79, in the opening round of the Missouri Valley Conference Tournament.

Johnson also snagged 19 rebounds in the win to set a Bears' Arch Madness record and help Missouri State to a 45-29 advantage on the glass.

League newcomer Valparaiso got a game-high 25 points from Tevonn Walker to lead three Crusaders in double figures.

Missouri State, which never trailed, held off a late rally by Valpo to advance to the Friday's quarterfinal against No. 2 seed Southern Illinois.

The Bears used a 6-0 run over a key stretch midway through the second half to extend a seven-point lead into a 66-53 advantage with 7:49 to play. A pair of baskets by Johnson and a jumper by Jarred Dixon were pivotal on the six-point swing.

But Valparaiso knocked down three 3-pointers in the last five minutes of the game to stay within striking distance. Walker's third triple of the night with 4.3 seconds to play made it an 81-79 game and gave him 22 points in the second half.

But the Bears were solid at the stripe when it counted, going 8-for-8 at the foul line in the final minute with Rhodes making the first four and Ryan Kreklow hitting the last four to ice the win. Kreklow's pair with 3.6 seconds on the clock all but secured victory in the deciding moments and gave him 11 points on the night.

MSU's ninth wire-to-wire victory of the year saw it convert 28-of-64 (.438) shots overall, 7-of-17 (.412) from 3-point range and 20-of-27 (.741) from the foul line. The Bears turned the ball over just eight times and blocked six shots – three by Obediah Church.

Valparaiso finished 25-of-54 (.463) overall from the field and 10-of-18 (.556) from bonus distance. The Crusaders were 19-of-25 (.760) at the stripe and made 15-of-19 in the second half. VU's Bakari Evelyn, who finished with 13 points, missed all three free throws in a pivotal sequence with 2:17 to play and VU trailing by six.

In the first half, the Bears shot 46.9 percent with just two turnovers to lead 39-33 at the midway point. Johnson was near a double-double through 20 minutes with 9 points and 11 rebounds.

Johnson scored all seven Bears' points during a 7-3 run late in the opening half to put MSU ahead 34-27. The Crusaders answered with a 3-pointer by Micah Bradford to get Valpo within four. But then J.T. Miller scored up close, and Rhodes knocked down a corner triple on MSU's next trip to put the Bears up 39-30 with 2:08 left in the half, their biggest lead of the period.

Missouri State 83, Valparaiso 79

Scottrade Center, St. Louis, Mo. (Attendance 4,852)

| VALPARAISO (15-17) | FG | 3Pt | FT | OR | DR | Reb | PF | Pts. | A | TO | Bk | St | Min |
|-------------------------|-------|-------|-------|----|----|-----|----|-------------|----|----|----|----|-----|
| Mileek McMillan, f..... | 0-0 | 0-0 | 0-0 | 0 | 0 | 0 | 4 | 0 | 0 | 2 | 0 | 0 | 6 |
| Derik Smits, c..... | 1-5 | 0-0 | 5-7 | 0 | 5 | 5 | 2 | 7 | 0 | 0 | 1 | 0 | 23 |
| Tevonn Walker, g..... | 8-17 | 3-6 | 6-6 | 0 | 4 | 4 | 2 | 25 | 3 | 0 | 1 | 1 | 37 |
| Max Joseph, g..... | 3-6 | 0-0 | 0-0 | 1 | 1 | 2 | 1 | 6 | 2 | 2 | 0 | 1 | 25 |
| Bakari Evelyn, g..... | 5-12 | 3-6 | 0-3 | 0 | 6 | 6 | 3 | 13 | 3 | 0 | 0 | 1 | 35 |
| Micah Bradford..... | 3-7 | 2-4 | 0-0 | 0 | 2 | 2 | 1 | 8 | 5 | 1 | 0 | 0 | 22 |
| Markus Golder..... | 3-5 | 2-3 | 5-5 | 1 | 2 | 3 | 2 | 13 | 2 | 1 | 1 | 0 | 24 |
| Jaume Sorolla..... | 2-3 | 0-0 | 3-4 | 1 | 2 | 3 | 4 | 7 | 0 | 0 | 2 | 0 | 16 |
| John Kiser..... | 0-0 | 0-0 | 0-0 | 0 | 1 | 1 | 3 | 0 | 1 | 0 | 0 | 0 | 12 |
| TEAM..... | | | | 2 | 1 | 3 | | Deadball: 4 | | | | | |
| Totals..... | 25-55 | 10-19 | 19-25 | 5 | 24 | 29 | 22 | 79 | 16 | 6 | 5 | 3 | 200 |

Percentages: Field Goal .463, 3-Point FG .556, Free Throw .760.

| MISSOURI STATE (18-14) | FG | 3Pt | FT | OR | DR | Reb | PF | Pts. | A | TO | Bk | St | Min |
|--------------------------|-------|------|-------|----|----|-----|----|-------------|----|----|----|----|-----|
| Obediah Church, f..... | 3-6 | 0-0 | 1-2 | 3 | 4 | 7 | 3 | 7 | 1 | 1 | 3 | 0 | 27 |
| Jarrid Rhodes, f..... | 6-10 | 4-6 | 4-4 | 1 | 5 | 6 | 3 | 20 | 1 | 1 | 1 | 0 | 35 |
| Alize Johnson, f..... | 8-18 | 1-3 | 5-7 | 8 | 11 | 19 | 2 | 22 | 6 | 2 | 0 | 0 | 36 |
| Mustafa Lawrence, g..... | 1-4 | 0-2 | 4-4 | 0 | 1 | 1 | 2 | 6 | 1 | 0 | 0 | 0 | 16 |
| Jarred Dixon, g..... | 3-9 | 1-2 | 0-0 | 1 | 3 | 4 | 1 | 7 | 1 | 3 | 1 | 0 | 36 |
| Ryan Kreklow..... | 3-6 | 1-4 | 4-4 | 0 | 0 | 0 | 2 | 11 | 0 | 0 | 1 | 0 | 17 |
| J.T. Miller..... | 1-5 | 0-0 | 1-3 | 3 | 1 | 4 | 1 | 3 | 3 | 0 | 0 | 1 | 21 |
| Tanveer Bhullar..... | 3-6 | 0-0 | 1-3 | 0 | 2 | 2 | 4 | 7 | 0 | 1 | 0 | 1 | 12 |
| TEAM..... | | | | 2 | 0 | 2 | | Deadball: 0 | | | | | |
| Totals..... | 28-64 | 7-17 | 20-27 | 18 | 27 | 45 | 18 | 83 | 13 | 8 | 6 | 2 | 200 |

Percentages: Field Goal .438, 3-Point FG .412, Free Throw .741.

Halftime: MSU 39, VU 33; Officials: Gerry Pollard, Randy Heimerman, Paul Janssen.

| Score by Periods..... | 1st | 2nd | Total |
|-----------------------|-----|-----|-------|
| Valparaiso..... | 33 | 46 | 79 |
| Missouri State..... | 39 | 44 | 83 |





Paul Lusk

HEAD COACH
Seventh Season

M.S.E, Missouri State, 2000
B.S., Southern Illinois, 1995
Hometown - New Baden, Illinois

Paul Lusk is in his seventh season as Missouri State's sideline boss. The former standout player in the Missouri Valley Conference continues to stockpile talent for a proud Bears' basketball program and return it to prominence in the league he grew up in.

In his six seasons on the Springfield campus, Lusk has coached 10 MVC Scholar-Athlete Team selections, five All-MVC players, four All-Freshman Team picks, four members of the MVC All-Newcomer Team and two members of The Valley Most-Improved Team. Lusk, 46, also boasts the MVC Newcomer of the Year each of the past two seasons.

In 2016-17, Lusk and the Bears turned a corner with the club's first winning campaign in three years and a strong run to the MVC Tournament semifinals. MSU was 17-16 overall and 11-6 at JQH Arena with junior transfer Alize Johnson reeling off 17 double-doubles to earn Valley Newcomer of the Year and All-MVC first-team honors. The Bears scored 72.8 points per game in a fan-friendly upturn in offensive production.

The Bears also boasted an MVC All-Defensive Team pick in sophomore Obediah Church -- the club's first since 2011 -- behind his 74 blocks and high-flying rebounds as well as All-Bench Team pick Jarred Dixon. Postseason honors also netted two picks to the Valley Scholar-Athlete Team.

Junior Dequon Miller became the fifth Missouri State player to earn MVC Newcomer of the Year laurels in 2015-16, highlighting a season in which the squad's rookies stole the spotlight. Freshman standouts Obediah Church and Jarred Dixon both earned MVC All-Freshman Team distinction.

The young Bears spent much of Lusk's fifth season battling through injuries and adversity with two of the club's backcourt starters combining to miss 39 games on the injured reserve. However, the Bears showed tremendous resolve, collecting a clutch road win at Oklahoma State, defeating NCAA Tournament sweetheart Northern Iowa at home, and reeling off three straight Valley road wins in the month of January. MSU also finished the season strong, winning four of its last five at home and battling No. 2 seed Evansville to the wire in the second round of the MVC Tournament in St. Louis.

In 2014-15, the Bears managed an 8-6 record at JQH Arena to complete the club's 44th straight season with a winning record at home. The Bears also finished in the top 100 of all Division I programs in home attendance for the 30th straight season. Postseason honors in Lusk's fourth year included a pair of MVC Scholar-Athlete performers. Dorrian Williams was also named to the MVC Most-Improved Team.

Lusk led the Bears to their first 20-win season and postseason appearance of his tenure in 2013-14 with MSU's trip to the Valley Tournament semifinals since 2011 and a CIT first-round appearance.

After his third season in Springfield, Lusk was recognized with distinguished honors. He finished third in the MVC Coach of the Year voting and was named a finalist for the 2014 Skip Prosser Man of the Year Award. The Prosser Award is presented annually to honor those elite coaches who not only achieve success

on the basketball court but who display moral integrity off of it. Lusk's Bears played four top-10 ranked teams in his third season and parlayed that experience into manufacturing the eighth-best turnaround in the NCAA Division I ranks. MSU improved by a +9.0 margin in the span of a year, the third-best improvement in MSU history as well.

Senior Jarmar Gulley earned second-team All-MVC honors in 2014, while classmate Nathan Scheer snagged MVC Scholar-Athlete Team honors for a third straight year. Likewise, Ruder earned MVC All-Freshman team honors after he broke the Bears' freshman 3-point record (72), making him just the fourth freshman in Valley history to score 70 or more long-range shots in a season.

The 2013-14 squad compiled a 20-13 ledger, including a 14-3 mark at home. MSU finished 85th in the final regular-season RPI, making it the highest-rated team to not make the 2014 NIT or NCAA fields.

In 2012-13, Lusk fielded the seventh-youngest team in Division I basketball but led MSU to a winning record at home and the fifth-best turnover average in the nation (10.2). The Bears also set program high-water marks for most games ever against ranked opponents with six and the best single-season scoring total for a freshman class in program history.

The rebuilding campaign saw the young club finish in the NCAA's top 100 in home attendance average. The squad's lone senior Anthony Downing was named All-MVC honorable mention, while Nathan Scheer earned a spot on the MVC All-Bench Team and MVC Scholar-Athlete first team. Christian Kirk was also a postseason honoree with MVC Scholar-Athlete second-team distinction.

The busiest road schedule in school history saw the 2012-13 Bears log 21,373 miles of ground and air miles that included a summer tour of Costa Rica and Thanksgiving trip to Puerto Vallarta, Mexico. After a couple of last-second defeats in the Puerto Vallarta event, the Bears started the MVC schedule with a 3-1 record, including a home win over rival Southern Illinois.

In his debut season at Missouri State in 2011-12, Lusk guided the Bears to a share of third place in the Missouri Valley Conference, tied a school record for most road wins and finished 16-16 overall with arguably the toughest non-conference schedule in the program's history. Close calls and tight finishes became the team's calling card with five overtime games and 17 games decided by single digits. MSU's 12 single-digit losses were the most in the MVC and program's most since 2002.

Lusk's inaugural campaign was also highlighted by a 4-0 start that included one-sided road wins at Nevada and Arkansas State. The Bears began league play with a 12-point win at No. 19 Creighton, the team's first Top 25 win since 2008 and first-ever road win over a ranked opponent. The Bears came within an eyelash of beating Big East power West Virginia in the Las Vegas Classic and also had No. 18 Creighton on the ropes in the final seconds of a home game at JQH Arena in two potential season-changing decisions.

Downing went on to earn a spot on the 2012 MVC All-Newcomer Team, and Michael Bizoukas, a one-year senior transfer from DePaul, led The Valley in



Head Coach Paul Lusk

assists and assist-to-turnover ratio. The team's six returning lettermen were also widely publicized in 2011-12 as senior Kyle Weems closed out his career as the program's No. 2 career scorer while earning All-MVC first team honors and becoming a finalist for the Lou Henson Mid-Major National Player of the Year Award. The Bears claimed MVC Newcomer of the Week honors eight times, the second-highest total by one school in league history.

Lusk came to Missouri State after seven seasons as an assistant coach at Purdue. When former Boilermaker associate Cuonzo Martin came to MSU in 2008, Lusk was promoted to associate head coach under top man, Matt Painter, a position Lusk held until coming to Springfield.

During his tenure on the Purdue coaching staff, Lusk helped guide the Boilermakers to five consecutive NCAA Tournament appearances with a collective 129-45 ledger during that span. He first came to West Lafayette in 2004-05 as an assistant under then-coach Gene Keady and stayed on board at Purdue when Painter took the coaching reins in 2005-06.

Lusk was named by FoxSports.com as one of the nation's top 25 high-major assistant coaches in the summer of 2010. In April 2011, Lusk was inducted into the Illinois Basketball Hall of Fame. After his first year at MSU, CollegeSportsMadness.com named Lusk its 2012 MVC coach of the year after taking the Bears from a predicted sixth-place finish to tie for third.

Before moving to Purdue, he spent one season on Painter's staff at Southern Illinois in 2003-04, a campaign that also culminated in an NCAA Tournament berth, a No. 15 national ranking and a 25-5 record.

Prior to that, he spent one season as head coach at (Division III) University of Dubuque in Iowa. His head coaching debut came on the heels of three seasons at Division II Missouri Southern State in Joplin where he was an assistant under legendary coach Robert Corn. The Lions were 71-21 in that span (1999-2002) with an NCAA Tournament appearance in 1999-2000. His coaching career started with a one-year stint as an assistant at Southwestern Illinois

College in Belleville where coach Jay Harrington's Blue Storm finished 19-12.

The native of New Baden, Ill., began his playing career at Iowa in 1990 where he spent two years before he found a home at SIU under coach Rich Herrin. He helped guide the Salukis to three straight NCAA Tournament trips (1993-95), earning All-MVC second-team honors in 1994 with a 15.2 scoring average as a junior. As a senior, he earned a spot on the Valley Scholar-Athlete and All-Tournament teams and finished his career with 1,666 points.

He went on to play professionally both in the United States and Argentina and earned two different invitations to the Phoenix Suns' training camp.

A 1995 graduate of SIU-Carbondale, Lusk and his wife Melanie have a daughter, Maddie, and a son, Jack. The couple both earned their Masters of Science in Education from Missouri State in December 2000.

Lusk Coaching Resume

| Year | School | Position | W-L | Pct. | Conf. | Finish | Postseason |
|------------------------------|-----------------------|----------------------|----------------|-------------|--------------|-------------|------------|
| 1996-97 | Southwestern Ill. | Assistant Coach | 19-12 | .613 | --- | --- | --- |
| 1999-00 | Missouri Southern | Assistant Coach | 30-3 | .909 | 16-2 | 1st | NCAA-II |
| 2000-01 | Missouri Southern | Assistant Coach | 21-10 | .677 | 13-5 | t3rd | --- |
| 2001-02 | Missouri Southern | Assistant Coach | 20-8 | .714 | 12-6 | t3rd | --- |
| 2002-03 | Dubuque (Iowa) | Head Coach | 2-23 | .080 | 2-14 | 9th | --- |
| 2003-04 | Southern Illinois | Assistant Coach | 25-5 | .833 | 17-1 | 1st | NCAA |
| 2004-05 | Purdue | Assistant Coach | 7-21 | .250 | 3-13 | 10th | --- |
| 2005-06 | Purdue | Assistant Coach | 9-19 | .321 | 3-13 | 11th | --- |
| 2006-07 | Purdue | Assistant Coach | 22-12 | .647 | 9-7 | 4th | NCAA |
| 2007-08 | Purdue | Assistant Coach | 25-9 | .735 | 15-3 | 2nd | NCAA |
| 2008-09 | Purdue | Associate Head Coach | 27-10 | .730 | 11-7 | 2nd | NCAA |
| 2009-10 | Purdue | Associate Head Coach | 29-6 | .829 | 14-4 | 1st | NCAA |
| 2010-11 | Purdue | Associate Head Coach | 26-8 | .765 | 14-4 | 2nd | NCAA |
| 2011-12 | Missouri State | Head Coach | 16-16 | .500 | 9-9 | t3rd | --- |
| 2012-13 | Missouri State | Head Coach | 11-22 | .333 | 7-11 | t7th | --- |
| 2013-14 | Missouri State | Head Coach | 20-13 | .606 | 9-9 | t4th | CIT |
| 2014-15 | Missouri State | Head Coach | 11-20 | .355 | 5-13 | 8th | --- |
| 2015-16 | Missouri State | Head Coach | 13-19 | .406 | 8-10 | t6th | --- |
| 2016-17 | Missouri State | Head Coach | 17-16 | .515 | 7-11 | t6th | --- |
| 2017-18 | Missouri State | Head Coach | 18-14 | .563 | 7-11 | t7th | --- |
| Missouri State Totals | | | 106-120 | .469 | 52-74 | --- | --- |



The Lusk Family

(from left) Jack, Melanie, Paul and Maddie Lusk

Lusk at Missouri State

- 10 MVC Scholar-Athlete selections
- 5 All-MVC players
- 4 MVC All-Freshman Team selections
- 4 MVC All-Newcomer Team selections
- 2 MVC Most-Improved Team selections
- 2 MVC Newcomers of the Year
- 1 MVC Freshman of the Year
- 1 MVC All-Defensive Team selection
- 1 MVC All-Bench Team selection
- 2014 Skip Prosser Man of the Year Award Finalist



Lusk Coaching Milestones

| Category | Date | Opponent | Score |
|------------------|----------|-------------------------|---------|
| 1st Career Win | 12/31/02 | Dubuque vs. Mount Mercy | W 80-79 |
| 1st MSU Win | 11/11/11 | at Nevada | W 68-46 |
| 1st MVC Win | 12/28/11 | at #19 Creighton | W 77-65 |
| 50th Career Win | 11/28/14 | at Alaska-Anchorage | W 55-51 |
| 50th MVC Win | 1/17/18 | vs. Valparaiso | W 64-57 |
| 100th Career Win | 12/19/17 | vs. Wright State | W 66-50 |
| 100th MSU Win | 12/31/17 | at Valparaiso | W 67-50 |

Lusk vs. All Opponents

| Opponent | W-L | Home | Away | Neutral |
|--------------------------|----------------|--------------|--------------|--------------|
| Air Force | 0-1 | 0-0 | 0-1 | 0-0 |
| Alabama A&M | 2-1 | 2-0 | 0-1 | 0-0 |
| Alaska Anchorage | 1-0 | 0-0 | 1-0 | 0-0 |
| Arkansas-Little Rock | 2-0 | 2-0 | 1-0 | 0-0 |
| Arkansas State | 1-0 | 0-0 | 1-0 | 0-0 |
| Avila | 1-0 | 1-0 | 0-0 | 0-0 |
| Bradley | 9-5 | 6-1 | 3-4 | 0-0 |
| Buena Vista | 0-2 | 0-1 | 0-1 | 0-0 |
| Butler | 0-1 | 0-0 | 0-0 | 0-1 |
| Cameron | 1-0 | 1-0 | 0-0 | 0-0 |
| Central (Iowa) | 1-1 | 1-0 | 0-1 | 0-0 |
| Chicago State | 1-0 | 1-0 | 0-0 | 0-0 |
| Clarke | 0-1 | 0-0 | 0-1 | 0-0 |
| Coe | 0-2 | 0-1 | 0-1 | 0-0 |
| Colorado State | 1-1 | 1-0 | 0-0 | 0-1 |
| Cornell College | 0-1 | 0-1 | 0-1 | 0-0 |
| Creighton | 1-3 | 0-2 | 1-1 | 0-0 |
| DePaul | 1-1 | 0-0 | 0-1 | 1-0 |
| Drake | 10-5 | 5-2 | 4-3 | 1-0 |
| Eastern Illinois | 1-0 | 1-0 | 0-0 | 0-0 |
| Eastern Michigan | 1-1 | 0-1 | 1-0 | 0-0 |
| Emporia State | 1-0 | 1-0 | 0-0 | 0-0 |
| Evangel | 1-0 | 1-0 | 0-0 | 0-0 |
| Florida Atlantic | 1-0 | 0-0 | 0-0 | 1-0 |
| Evansville | 5-11 | 4-3 | 1-6 | 0-2 |
| Fontbonne | 1-0 | 1-0 | 0-0 | 0-0 |
| Georgia Southern | 0-1 | 0-0 | 0-0 | 0-1 |
| Grambling | 1-0 | 1-0 | 0-0 | 0-0 |
| Hampton | 2-0 | 2-0 | 0-0 | 0-0 |
| Illinois State | 4-11 | 3-4 | 0-7 | 1-0 |
| IUPUI | 1-0 | 1-0 | 0-0 | 0-0 |
| Indiana State | 9-5 | 6-1 | 3-4 | 0-0 |
| Iowa Wesleyan | 0-1 | 0-0 | 0-1 | 0-0 |
| Jacksonville | 0-1 | 0-1 | 0-0 | 0-0 |
| Jacksonville State | 1-0 | 1-0 | 0-0 | 0-0 |
| Kennesaw State | 1-0 | 1-0 | 0-0 | 0-0 |
| Knox | 0-1 | 0-0 | 0-1 | 0-0 |
| Liberty | 1-0 | 1-0 | 0-0 | 0-0 |
| Loras | 0-2 | 0-1 | 0-1 | 0-0 |
| Louisville | 0-1 | 0-0 | 0-1 | 0-0 |
| Loyola Chicago | 4-6 | 3-2 | 1-4 | 0-0 |
| Luther | 0-2 | 0-1 | 0-1 | 0-0 |
| Malone | 1-0 | 1-0 | 0-0 | 0-0 |
| Manhattan | 1-0 | 0-0 | 0-0 | 1-0 |
| Minnesota | 0-1 | 0-0 | 0-0 | 0-1 |
| Mississippi State | 0-1 | 0-0 | 0-0 | 0-1 |
| Mount Mercy | 1-1 | 1-0 | 0-1 | 0-0 |
| Murray State | 0-1 | 0-1 | 0-0 | 0-0 |
| Nevada | 1-0 | 0-0 | 1-0 | 0-0 |
| New Mexico | 0-1 | 0-0 | 0-1 | 0-0 |
| New Mexico State | 0-1 | 0-0 | 0-1 | 0-0 |
| North Dakota State | 2-1 | 1-1 | 1-0 | 0-0 |
| Northern Iowa | 5-10 | 3-4 | 1-6 | 1-0 |
| Oklahoma State | 1-2 | 0-1 | 1-1 | 0-0 |
| Old Dominion | 1-1 | 0-1 | 1-0 | 0-0 |
| Oral Roberts | 4-5 | 3-1 | 1-4 | 0-0 |
| Philander Smith | 1-0 | 1-0 | 0-0 | 0-0 |
| San Diego State | 0-1 | 0-1 | 0-0 | 0-0 |
| Simpson (Iowa) | 0-2 | 0-1 | 0-1 | 0-0 |
| South Carolina | 0-1 | 0-0 | 0-0 | 0-1 |
| South Dakota State | 1-0 | 0-0 | 0-0 | 1-0 |
| Southeast Missouri St. | 4-1 | 2-1 | 2-0 | 0-0 |
| Southern University | 1-0 | 1-0 | 0-0 | 0-0 |
| Southern California | 0-1 | 0-0 | 0-0 | 0-1 |
| Southern Illinois | 7-9 | 4-3 | 2-5 | 1-1 |
| Southern Methodist | 0-1 | 0-0 | 0-0 | 0-1 |
| St. Mary's (Calif.) | 0-1 | 0-0 | 0-0 | 0-1 |
| Texas A&M | 1-0 | 0-0 | 0-0 | 1-0 |
| Texas A&M-Corpus Christi | 1-0 | 1-0 | 0-0 | 0-0 |
| Texas Tech | 0-7 | 0-0 | 0-1 | 0-0 |
| Tulsa | 2-3 | 2-1 | 0-2 | 0-0 |
| Utah State | 0-1 | 0-1 | 0-0 | 0-0 |
| Upper Iowa | 0-2 | 0-1 | 0-1 | 0-0 |
| Valparaiso | 3-3 | 1-2 | 1-1 | 1-0 |
| Virginia | 0-1 | 0-0 | 0-0 | 0-1 |
| Wartburg | 0-2 | 0-1 | 0-1 | 0-0 |
| Washington State | 0-1 | 0-0 | 0-0 | 0-1 |
| West Virginia | 0-1 | 0-0 | 0-0 | 0-1 |
| Western Kentucky | 1-0 | 0-0 | 1-0 | 0-0 |
| Wichita State | 0-15 | 0-6 | 0-6 | 0-3 |
| William Woods | 1-0 | 1-0 | 0-0 | 0-0 |
| Wisconsin-LaCrosse | 0-1 | 0-1 | 0-0 | 0-0 |
| Wisconsin-Platteville | 0-1 | 0-0 | 0-1 | 0-0 |
| Wright State | 1-0 | 1-0 | 0-0 | 0-0 |
| Totals | 108-143 | 69-50 | 29-75 | 10-18 |
| at Missouri State | 106-120 | 67-41 | 29-61 | 10-18 |
| MVC Games | 52-74 | 35-28 | 17-46 | --- |

Lusk Era Superlatives

| MSU Game Highs | | Individual | Team |
|----------------------------------|-------|---|---|
| Points | 38 | Marcus Marshall, vs. Eastern Illinois (11/14/14) | 100 vs. Fontbonne (11/17/16) |
| Points, Half | 25 | Kyle Weems, at Creighton (12/28/11) 2nd | 58 vs. Grambling (11/20/13) 2nd |
| Field Goals Made | 12 | Marcus Marshall, vs. Eastern Illinois (11/14/14) | 40 vs. Alabama A&M (11/11/16) |
| | | Camryn Boone vs. Evansville (3/4/16) | |
| Field Goal Attempts | 22 | Kyle Weems, at Creighton (12/28/11) | 74 vs. Oral Roberts (12/14/16) |
| Field Goal Percentage (min 5 FG) | 1.000 | Alize Johnson (8-8), vs. Alabama A&M (11/11/16) | .615 vs. Alabama A&M (40-65) (11/11/16) |
| | .833 | Kyle Weems (10-12), vs. Drake (12/31/11) | |
| 3 Pt Field Goals Made | 7 | Austin Ruder, vs. Arkansas-Little Rock (12/4/14) | 15 vs. Jacksonville State (11/13/16) |
| | | Marcus Marshall, at Tulsa (12/17/14) | |
| 3 Pt FG Attempts | 12 | Austin Ruder, vs. Illinois State (3/7/14) | 38 at Illinois State (1/4/17) |
| | | Chris Kendrix, at Northern Iowa (2/10/16) | |
| 3 Pt FG Percentage (min 3 3FG) | 1.000 | Ron Mvouika (6-6), at Northern Iowa (1/18/14) | .684 vs. Hampton (13-19) (12/8/17) |
| Free Throws Made | 13 | Marcus Marshall, vs. Wichita State (3/8/13) | 33 vs. Tulsa (11/16/13) |
| Free Throw Attempts | 16 | Marcus Marshall, vs. Wichita State (3/8/13) | 49 vs. Tulsa (11/16/13) |
| Free Throw Percentage | 1.000 | Anthony Downing (10-10), at Arkansas-Little Rock (12/10/11) | 1.000 at Northern Iowa (11-11) (2/24/18) |
| | | Jarred Dixon (10-10), vs. Northern Iowa (3/3/17) | .947 vs. Eastern Michigan (18-19) (12/20/14) |
| Rebounds | 21 | Alize Johnson, at Drake (2/18/17) | 52 at Old Dominion (11/8/13) |
| | | | vs. William Woods (11/27/15) |
| Assists | 12 | Michael Bizoukas, vs. Evansville (1/15/12) | 24 vs. Indiana State (12/31/16) ot |
| Turnovers | 7 | Michael Bizoukas, at Southern Illinois (2/8/12) | 24 vs. Kennesaw State (12/17/11) |
| | | Dorrian Williams, vs. Southern Illinois (3/5/15) | at Evansville (2/25/12) |
| Blocked Shots | 6 | Obediah Church, vs. Fontbonne (11/17/16) | 12 at Indiana State (2/6/18) |
| | | Obediah Church, at Drake (2/18/17) | |
| Steals | 6 | Chris Kendrix, vs. Utah State (12/1/15) | 13 vs. Jacksonville State (11/13/16) |
| | | Jarred Dixon, vs. Illinois State (1/30/16) | |
| Fouls | --- | | 31 at Western Kentucky (11/10/17) |
| Opponent Game Highs | | Individual | Team |
| Points | 39 | Doug McDermott, vs. Creighton (1/11/13) | 99 at Wichita State (2/18/16) |
| Points, Half | 28 | Doug McDermott, vs. Creighton (1/11/13) 2nd | 55 at Northern Iowa (1/18/14), 2nd |
| Field Goals Made | 15 | Doug McDermott, vs. Creighton (1/11/13) | 39 at Wichita State (2/18/16) |
| | | | at Loyola (2/3/18) |
| Field Goal Attempts | 24 | Aaron Bacote, at Old Dominion (11/8/13) | 71 vs. Bradley (2/25/15) |
| | | Justin Washington, vs. Evangel (11/24/17) | |
| Field Goal Percentage (min 5 FG) | 1.000 | Egidijus Mockevicius (6-6), at Evansville (1/2/13) | .674 at Northern Iowa (31-46) (1/18/14) |
| | .846 | Brandon Conley (6-6), at Oral Roberts (12/13/13) | |
| 3 Pt Field Goals Made | 7 | Sean O'Brien (11-13), at Southern Illinois (1/28/17) | |
| | | Kris Martin, vs. Oral Roberts (12/14/16) | 15 at Creighton (1/30/13) |
| 3 Pt FG Attempts | 14 | Kris Martin, vs. Oral Roberts (12/14/16) | 32 at Illinois State (12/30/15) |
| 3 Pt FG Percentage (min 3 3FG) | 1.000 | Deontae Hawkins (5-5), at Illinois State (12/30/15) | .619 vs. Drake (1/24/17) ot |
| | | | at Northern Iowa (13-21) (1/18/14) |
| Free Throws Made | 16 | Richard Carter, at Drake (1/29/14) | 31 at Drake (13-21) (2/22/15) |
| Free Throw Attempts | 21 | Devonte Brown, vs. Indiana State (2/13/16) | 31 vs. Oklahoma State (12/7/11) & vs. Wichita State (1/11/14) |
| Free Throw Percentage | 1.000 | Devon Turk (13-13), at Loyola (1/5/14) | 41 vs. Oklahoma State (12/7/11) |
| | | | 1.000 vs. Loyola Chicago (7-7) (2/4/15); & at Drake (7-7) (2/22/15) |
| Rebounds | 21 | Josh Cunningham, vs. Bradley (2/25/15) | .952 vs. Wichita State (20-21) (3/4/17) |
| | | Egidijus Mockevicius, vs. Evansville (1/2/16) | 52 vs. San Diego State (11/17/12) |
| Assists | 11 | Richard Carter, at Drake (1/29/14) | 24 at Creighton (1/30/13) |
| | | Fred VanVleet, at Wichita State (2/7/15) | at Northern Iowa (1/18/14) |
| | | I.J. Ready, vs. Mississippi State (11/22/15) | at Loyola (2/3/18) |
| Turnovers | 7 | Jamaal Franklin, vs. San Diego State (11/17/12) | 25 vs. South Carolina (11/24/12) |
| | | Malcolm Drumwright, vs. Jacksonville State (11/13/16) | |
| Blocked Shots | 5 | Egidijus Mockevicius, at Evansville (1/2/13) | 9 vs. San Diego State (11/17/12) |
| | | Egidijus Mockevicius, at Evansville (2/5/14) | at Evansville (1/2/13) |
| | | Egidijus Mockevicius, vs. Evansville (1/14/15) | at Oral Roberts (12/13/13) |
| | | Paully Paulicap, vs. Manhattan (11/21/17) | |
| Steals | 5 | done 5 times, last by Jamaal Calvin, vs. SEMO (12/17/16) | 14 vs. Southern Illinois (1/10/12) |
| | | | vs. Southeast Missouri St. (12/17/16) |
| Fouls | --- | | 34 vs. Tulsa (11/16/13) |
| Team Lows | | Missouri State | Opponents |
| Points | 35 | at Wichita State (2/7/15) | 27 vs. Fontbonne (11/17/16) |
| Largest Margin of Victory | 73 | vs. Fontbonne (11/17/16) | 43 at Wichita State (2/7/15) |
| Field Goals Made | 13 | at Wichita State (2/7/15) | 10 vs. Fontbonne (11/17/16) |
| Field Goal Attempts | 37 | at Arkansas-Little Rock (12/10/11) | 36 at Southern Illinois (12/31/14) |
| | | vs. Southern Illinois (12/30/12) | |
| Field Goal Percentage | .250 | at Wichita State (13-52) (2/7/15) | .192 vs. Fontbonne (10-52) (11/17/16) |
| 3 Pt Field Goals Made | 1 | done 7 times, last vs. Manhattan (11/21/17) | 0 at Evansville (2/5/14) |
| 3 Pt FG Attempts | 6 | vs. Valparaiso (12/15/12) | 6 vs. SMU (11/25/12) |
| 3 Pt FG Percentage | .053 | at Tulsa (1-19) (12/5/12) | .000 at Evansville (0-13) (2/5/14) |
| Free Throws Made | 1 | at Wichita State (2/15/12) | 1 vs. North Dakota State (11/27/16) |
| Free Throw Attempts | 2 | at Wichita State (2/15/12) | 2 vs. Northern Iowa (2/15/15) |
| Free Throw Percentage | .357 | at Illinois State (5-14) (1/25/12) | .267 vs. Liberty (4-15) (11/26/13) |
| | | | .250 vs. North Dakota State (1-4) (11/27/16) |
| Rebounds | 16 | at Drake (1/29/14) | 19 vs. Avila (11/19/14) |
| Assists | 1 | vs. North Dakota State (11/17/17) | 2 vs. Fontbonne (11/17/16) |
| Turnovers | 3 | vs. Creighton (1/18/12) | 3 at Evansville (2/10/15) |
| | | at Alabama A&M (12/18/12) | at Northern Iowa (2/10/16) |
| | | vs. Bradley (3/2/13) | |
| Blocked Shots | 0 | done 28 times, last at Southern Illinois (2/14/18) | 0 done 13 times, last at Evansville (2/4/17) |
| Steals | 0 | vs. Kennesaw State (12/17/11) | 1 done 7 times, last vs. Drake (2/18/18) |
| | | at Northern Iowa (2/10/16) | |
| Fouls | 9 | vs. Northern Iowa (1/6/16) | 9 at Wichita State (2/15/12), at Northern Iowa (4-4) (2/5/13) |
| | | | vs. South Dakota State (12/2/17) |

Individual Records

Games Played

Season: 36, Kyle Weems, Adam Leonard, Jermaine Mallett, Will Creekmore, Nafis Ricks, Caleb Patterson, 2009-10
Career: 134, Kyle Weems, 2008-12

Winning Games Played

Season: 28, Winston Garland, Greg Bell, Basil Robinson, Stan Worthy, 1986-87
Career: 87, Kelby Stuckey, 1985-89

Minutes Played

Game: 59, Kelby Stuckey, 12/8/87 vs. Kansas State (3ot)
Season: 1,277, Darryl Reid, 1990-91
Career: 3,995, Johnny Murdock, 1991-95

Average Minutes Played per Game

Season: 37.6, Darryl Reid, 1990-91
Career: 36.5, Mike Robinson, 1978-80

Points Scored

Half: 27, Jimmie Dull, 2/7/77 vs. Kentucky Wesleyan (second half)
Game: 53, Jimmie Dull, 2/7/77 vs. Ky. Wesleyan
Game, Two Players: 78 (Jimmie Dull 53, Charley Moore 25), 2/7/77 vs. Kentucky Wesleyan
First MSU Game: 33, Ryan Thornton, 12/22/90 vs. Indiana State
Season: 720, Winston Garland, 1986-87
Season, Two Players: 1179 (Daryl Garrison 617, Dennis Hill 562), 1973-74
Senior Year: 720, Winston Garland, 1986-87
Junior Year: 617, Daryl Garrison, 1973-74
Sophomore Year: 645, Danny Moore, 1996-97
Freshman Year: 368, Marcus Marshall, 2012-13
First MSU Season: 645, Danny Moore, 1996-97
Career: 1,975, Daryl Garrison, 1971-75
Two-Year Career: 1,248, Winston Garland, 1985-87

Scoring Average

Season: 24.5, Zack Townsend, 1971-72
Career: 18.5, Daryl Garrison, 1971-75
Two-Year Career: 22.2, Mike Robinson, 1978-80

Field Goals Made

Game: 20, Daryl Garrison, 2/8/75 vs. Central. Mo.
Season: 277, Curtis Perry, 1969-70
Career: 830, Daryl Garrison, 1971-75
Consecutive: 19, Eric Gray, 2/29/84-3/9/84

Field Goals Attempted

Game: 37, Jimmie Dull, 2/26/77 vs. Southeast Mo.
Season: 566, Daryl Garrison, 1973-74
Career: 1755, Daryl Garrison, 1971-75

Field Goal Percentage

Game (minimum 5 made): 1.000, Lou Shepherd, 2/2/67 vs. Northwest Missouri (10/10)
Season: .698, Lee Campbell, 1989-90
Career: .680, Lee Campbell, 1988-90

Three-Point Field Goals Made

Game: 8, Johnny Murdock, 2/6/93 vs. Indiana St., 1/19/94 vs. Okla. St., 2/18/95 vs. Drake; Kevin Ault, 2/15/98 vs. Illinois State
Season: 103, Adam Leonard, 2009-10
Career: 276, Blake Ahearn, 2003-07

Three-Point Field Goals Attempted

Game: 18, Johnny Murdock, 1/19/94 vs. Oklahoma St.
Season: 264, Adam Leonard, 2009-10
Career: 720, Johnny Murdock, 1991-95

Three-Point Field Goal Percentage

Game (min. 5 made): 1.000 (6/6), Ron Mvouika, 1/18/14, at Northern Iowa
Season: .526, Jason Gilbert, 2002-03
Career: .504, Winston Garland, 1986-87

Free Throws Made

Game: 19, Bob Curl, 12/13/71 vs. Truman State
Season: 214, Danny Moore, 1996-97
Career: 538, Danny Moore, 1996-99
Consecutive: 60, Blake Ahearn, 12/20/03-2/14/04; and 12/19/04-2/26/05

Free Throws Attempted

Game: 24, Darryl Reid, 11/25/90 vs. Hawaii
Season: 276, Danny Moore, 1996-97
Career: 685, Danny Moore, 1996-99

Free Throw Percentage

Game: 1.000, done last by Jarred Dixon (10-10), vs. UNI, 3/3/17

Season: .975, Blake Ahearn, 2003-04 (NCAA record)
Career: .947, Blake Ahearn, 2003-07 (NCAA record)

Rebounds

Game: 31, Curtis Perry, 2/10/70 vs. UT-Arlington
Game, Two Players: 39 (D. Bolden 21, L. Shepherd 18, 2/6/67; C. Perry 31, C. Williams 8, 2/10/70)
Season: 478, Curtis Perry, 1969-70
Career: 1,424, Curtis Perry, 1966-70
Two-Year Career: 650, Mike Robinson, 1978-80

Rebound Average

Season: 17.1, Curtis Perry, 1969-70
Career: 13.6, Curtis Perry, 1966-70

Assists

Game: 21, Andy Newton, 3/1/75 vs. Ky. Wesleyan
Season: 257, Arnold Bernard, 1990-91
Career: 507, Randy Towe, 1974-79

Personal Fouls

Season: 111, David Brewer, 1990-91
Career: 382, Kyle Weems 2008-12

Games Disqualified on Fouls

Season: 10, Jimmie Dull, 1976-77
Career: 19, Jimmie Dull, 1974-78

Steals

Game: 8, Winston Garland, 3/12/86 vs. Pittsburgh
Season: 82, Arnold Bernard, 1990-91
Career: 243, Kevin Ault, 1996-2000

Blocked Shots

Game: 7, Scott Hawk, 1/11/77 vs. Ky. Wesleyan; Ricky Johnson, 1/29/83 vs. Valparaiso
Season: 84, Danny Moore, 1998-99
Career: 167, Danny Moore, 1996-99

Turnovers

Game: 12, Keith Hilliard, 2/20/82 vs. Chicago State
Season: 134, Arnold Bernard, 1990-91
Career: 358, William Fonteroy, 1996-00

Team Records

Points Scored

Half: 66, 2/8/75 vs. Central Missouri (first half)
Game: 130, 2/8/75 vs. Central Missouri
Season: 2,572, 2009-10
Season, Scoring Average: 83.0, 1968-69
Season, Scoring Margin: +17.5, 1968-69
Greatest Margin of Victory, Game: 80, 2/14/18 (MSU 94, Missouri Wesleyan 14)
Greatest Margin of Defeat, Game: 53, 12/8/80 (Puget Sound 103, MSU 50)

Field Goals Made

Game: 55, 2/8/75 vs. Central Missouri
Season: 1,004, 1973-74

Field Goals Attempted

Game: 105, 3/11/53 vs. Stetson
Season: 2,234, 1973-74

Field Goal Percentage

Game: .714, 12/3/88 vs. Texas Wesleyan (40/56); 11/23/90 vs. Louisiana-Monroe (25/35)
Season: .530, 1984-85

Three-Point Field Goals Made

Game: 15, vs. Jacksonville State, 11/13/16
Season: 270, 2016-17

Three-Point Field Goals Attempted

Game: 38, at Illinois State, 1/4/17
Season: 743, 2016-17

Three-Point Field Goal Percentage

Game (min. 6 made): .889, vs. Tulsa (8/9), 12/2/89
Game (min 10 made): .684, vs. Hampton (13-19), 12/8/17
Season: .406, 2001-02

Free Throws Made

Game: 46, 1/11/55 vs. Northwest Missouri State
Season: 632, 1952-53

Free Throws Attempted

Game: 60, 1/11/55 vs. Northwest Missouri State
Season: 993, 1952-53

Free Throw Percentage

Game: 1.000, on many occasions
Season: .768, 1984-85

Rebounds

Game: 77, 1/28/67 vs. Central Missouri
Rebound Margin: +32, 11/19/14 vs. Avila
Season: 1,712, 1951-52
Best Rebound Average, Season: 54.0, 1968-69

Personal Fouls

Game: 36, 2/21/53 vs. Central Missouri
Season: 667, 2009-10

Assists

Game: 35, 1/8/75 vs. Missouri-St. Louis; 2/8/75 vs. Central Missouri; 3/1/75 vs. Kentucky Wesleyan
Season: 617, 1980-81

Steals

Game: 16, 2/7/79 vs. UMSL; 1/25/82 vs. Wis-Superior; 12/6/82 vs. Ark.; 2/8/86 vs. Chaminade; 1/3/87 vs. Minn.-Duluth
Season: 299, 1998-99

Blocked Shots

Game: 14, 3/1/90 vs. Northern Iowa
Season: 139, 1998-99

Turnovers

Game: 30, 1/23/82 vs. Nicholls; 2/22/86 vs. Cleveland St.
Season: 484, 2007-08

Season Win-Loss Records

Most Games Played: 36, 2009-10 (24-12)

Most Games Won: 28, 1986-87

Most Games Lost: 22, 20012-13

Best Winning Percentage: .929, 1923-24

Most MIAA Games Won: 11, 1977-78

Most MIAA Games Lost: 11, 1929-30

Best MIAA Winning Pct: 1.000, 1952, 1966, 1967

Cumulative MIAA Record: 349-207 (.628)

Total MIAA Titles Won: 19 (1928-31-34-35-49-50-52-53-54-58-59-66-67-68-69-70-73-74-78)

Consecutive MIAA Titles: 5 (1966-67-68-69-70)

MIAA Tourney Record: 1-1 (.500)

Most Mid-Continent Games Won: 13, 1986-87

Most Mid-Continent Games Lost: 6, 1984-85

Best Mid-Continent Winning Pct: .929, 1986-87

Cumulative Mid-Continent Record: 79-24 (.767)

Total Mid-Continent Titles: 4 (1987-88-89-90)

Consecutive Mid-Continent Titles: 4 (1987-88-89-90)

Mid-Continent Tourney Record: 9-4 (.692)

Mid-Continent Tourney Titles: 2 (1987-89)

Most MVC Games Won: 15, 2010-11

Most MVC Games Lost: 13, 2008-09 and 2014-15

Best MVC Winning Pct: .833 (15-3), 2010-11

Cumulative Missouri Valley Record: 262-222 (.541)

Missouri Valley Tourney Record: 30-26 (.536)

Missouri Valley Tourney Titles: 1 (1992)

Most Home Games Played: 21, 2009-10

Most Home Games Won: 19, 2009-10 (19-2)

Most Road & Neutral Games Played: 19, 1951-52

Most Road & Neutral Games Won: 14, 1951-52

Most Road Games Won: 8, done nine times, most recently in 2011-12 (8-6)

Most Consecutive Wins

Season: 21, 1948-49
Overall: 22, 1947-49
Home Games, Season: 14, 1948-49, 1958-59, 1968-69
Home Games, Overall: 41, 1/22/57 to 2/20/60
MIAA Games: 29, 2/23/65 to 2/5/68
MIAA Home Games: 23, 1/29/66 to 1/10/70
Mid-Continent Games: 10, 1/26/87 to 2/28/87
Mid-Continent Home Games: 23, 2/8/86 to 2/18/89
MVC Games: 12, 1/23/92 to 2/29/92
MVC Home Games: 8, 12/22/90 to 2/16/91; 1/15/92 to 2/29/92

Cons. Winning Seasons: 15, 1945-46 -1959-60

Total 20-Win Seasons: 29

Consecutive 20-Win Seasons: 8, 1985-86 to 1992-93

Cumulative Record: 1,638-962 (.630)

NAIA Tourney Record: 15-4 (.789)

NCAA Division II Tourney Record: 23-10 (.697)

CollegeInsider.com Postseason Tourney Rec: 4-1 (.800)

National Invitation Tournament Record: 10-9 (.526)

NCAA Division I Tourney Record: 3-6 (.333)

Opponent Records

Individual Records

Points: 45, Harold Robertson, Lincoln, 1/31/76
Field Goals: 18, H. Robertson, LU, 1/31/76, 2/4/78, 3/4/78
FG Attempts: 36, Harold Robertson, LU, 1/23/78, 2/4/78
Three-Point FGs: 9, Jason Perez, Wichita St., 2/2/00
Three-Point FG Att: 16, Reggie Brown, Richmond, 12/22/01
Free Throws: 21, Phillip Gilbert, Bradley, 3/1/04
Free Throw Attempts: 22, Phillip Gilbert, Bradley, 3/1/04
Rebounds: 22, Troy Mack, Wichita State, 1/18/99
Assists: 15, Jeff Branstetter, Central Missouri, 2/12/77; Lawrence Washington, Drury, 12/10/77
Blocked Shots: 7, Alyn Thomsen, Tulsa, 2/20/91; Danny Granger, Bradley, 2/20/02
Steals: 9, Rob Dye, Bradley, 1/13/99

Team Records

Points, Game: 106, Central Missouri, 1/11/75 and 2/8/75; Southern Illinois, 1/15/98
Points, Season: 2,387, 1980-81
Highest Scoring Average, Season: 79.6, 1980-81
Field Goals, Game: 47, Truman State, 1/29/77
Field Goal Attempts, Game: 97, Evansville, 12/6/75
Field Goals, Season: 1,003, 1973-74
Three-Point FGs, Game: 16, Drake, 1/27/99; at Creighton, 1/30/13
Three-point FG Attempts, Game: 39, Drake, 1/27/99
Free Throws, Game: 35, Bradley, 3/1/04
Free Throw Attempts, Game: 42, Southern Ill., 1/7/02
Free Throws, Season: 672, 2009-10
Rebounds, Game: 68, Evansville, 12/6/75
Rebounds, Season: 1479, 1973-74

Individual, Single-Game Records

Scoring

- 53, Jimmie Dull, at Kentucky Wesleyan, 2/7/77
- 44, Jimmie Dull, vs. Southeast Missouri, 1/22/77
- 41, Daryel Garrison, vs. Central Missouri, 2/8/75
- 39, Don Anielak, at Truman State, 1/12/53
- 39, Curtis Perry, vs. Southeast Missouri, 12/13/69
- 39, Mike Robinson, vs. Missouri S&T, 2/26/79
- 38, Don Anielak, at Central Missouri, 2/21/53
- 38, Curtis Perry, at Southeast Missouri, 1/31/70
- 38, Curtis Perry, vs. Missouri S&T, 2/2/70
- 38, Daryel Garrison, at Central Missouri, 1/11/75
- 38, Marcus Marshall, vs. Eastern Illinois, 11/14/14
- 37, Jimmie Dull, at Southeast Missouri, 2/26/77
- 37, Jimmie Dull, at Kentucky Wesleyan, 2/24/78
- 37, Mike Robinson, vs. Missouri-St. Louis, 1/19/80
- 37, Dale Lamberth, at Indiana State, 3/1/08
- 36, Ben Kandlbinder, vs. Stephen F. Austin, 12/2/95
- 36, Danny Moore, at Creighton, 2/15/97
- 36, Marcus Marshall, 12/17/14 at Tulsa
- 35, Jim Gant, vs. Southern Utah (at Alamosa, Colo.), 12/28/65
- 35, Bob Curl, at Truman State, 12/13/71
- 35, Clay Holt, at Kansas State, 12/8/87
- 35, Johnny Murdock, vs. Oklahoma State, 1/19/94
- 34, Danny Bolden, vs. Missouri S&T, 1/4/65
- 34, Jim Gant, vs. Rockhurst College, 12/1/65
- 34, Zack Townsend, vs. Southeast Missouri, 2/21/72
- 34, Mike Robinson, at Central Missouri, 2/5/79
- 34, Mike Robinson, at Missouri-St. Louis, 2/7/79
- 34, Mike Robinson, vs. Missouri S&T, 1/26/80
- 34, Mike Robinson, vs. Truman State, 2/11/80
- 34, Mike Robinson, at Southeast Missouri, 2/23/80
- 34, Darryl Reid, at Drake, 1/14/91
- 34, Johnny Murdock, at Indiana State, 2/6/93
- 33, Dale Mathes, vs. Southern Illinois, 12/5/64
- 33, Lou Shepherd, at Central Missouri, 1/13/68
- 33, Zack Townsend, at Southeast Missouri, 2/7/72
- 33, Dennis Hill, vs. Kentucky Wesleyan, 3/1/75
- 33, Mike Robinson, vs. Southeast Missouri, 1/28/80
- 33, Ryan Thornton, vs. Indiana State, 12/22/90
- 33, Coleco Buie, vs. UT Martin, 12/1/95
- 40, Forrest Hamilton, vs. Southeast Missouri, 2/16/52
- 32, Curtis Perry, at Central Missouri, 2/14/70
- 32, Jimmie Dull, vs. Evangel College, 2/17/77
- 32, Jimmie Dull, vs. Central Missouri, 2/6/78
- 32, Jimmie Dull, at Central Missouri, 2/18/78
- 32, Darryl Reid, at Green Bay, 1/15/90
- 32, Merrill Andrews, vs. Weber State, 12/6/03
- 32, Blake Ahearn, vs. Texas A&M-Corpus Christi, 12/3/05
- 48, 31, Don Anielak, vs. Ft. Leonard Wood, 12/5/53
- 31, Jerry Kirksey, vs. Regis, 1/13/59
- 31, Danny Bolden, at Missouri S&T, 12/13/65
- 31, Curtis Perry, at Evansville, 1/8/69
- 31, Curtis Perry, vs. Emporia State, 12/3/69
- 31, Chuck Williams, vs. Texas-Arlington, 2/10/70
- 31, Curtis Perry, at Truman State, 2/23/70
- 31, Chuck Williams, vs. Cornell (at Brookings, S.D.), 3/7/70
- 31, Daryel Garrison, vs. Central Missouri, 1/12/74
- 31, Dennis Hill, at Kentucky Wesleyan, 2/4/74
- 31, Dennis Hill, at Rockhurst College, 12/4/74
- 31, Daryel Garrison, vs. Truman State, 2/17/75
- 31, Dennis Hill, at Southeast Missouri, 2/22/75
- 31, Andy Newton, vs. Lincoln, 1/12/76
- 31, Jimmie Dull, at Lincoln, 2/4/78
- 31, Jimmie Dull, at Southeast Missouri, 2/25/78
- 31, Kyle Weems, at Creighton, 12/28/11
- 65, 30, done 27 times, last by Alize Johnson, vs. Indiana St., 12/31/16

Rebounds

- 31, Curtis Perry, vs. Texas-Arlington, 2/10/70
- 30, Charles Peterson, at Truman State, 1/24/55
- 26, Mike Robinson, vs. Northwest Missouri, 2/9/80
- 25, Danny Bolden, vs. Missouri S&T, 2/23/65
- 25, Curtis Perry, vs. Southeast Missouri, 12/13/69
- 25, Curtis Perry, vs. Evansville, 1/7/70
- 24, Curtis Perry, vs. Pittsburg State, 2/7/69
- 24, Mike Robinson, vs. Southeast Missouri, 1/28/80
- 23, Lou Shepherd, vs. Truman State, 2/7/66
- 23, Mike Robinson, vs. Missouri S&T, 1/5/80
- 22, Curtis Perry, vs. Prairie View A&M, 2/21/68
- 22, Curtis Perry, at Evansville, 1/8/69
- 22, Curtis Perry, vs. Illinois State, 1/27/69
- 22, Curtis Perry, vs. Emporia State, 12/3/69
- 22, Curtis Perry, at Illinois State, 2/4/70
- 22, Mike Robinson, at Missouri S&T, 2/25/80
- 21, Danny Bolden, at Northwest Missouri, 1/13/64
- 21, Danny Bolden, vs. Central Wash. (at Chico, Cal.), 12/30/66
- 21, Danny Bolden, vs. Central Missouri, 1/7/67
- 21, Alize Johnson, at Drake, 2/18/17
- 20, Curtis Perry, at Northwest Missouri, 12/16/67
- 20, Curtis Perry, vs. Southeast Missouri, 1/6/69

- 20, Curtis Perry, vs. Central Missouri, 1/11/69
- 20, Curtis Perry, vs. Indiana State, 2/28/70
- 20, Curtis Perry, vs. Cornell (at Brookings, S.D.), 3/7/70
- 20, William Doolittle, vs. Northwest Missouri, 2/17/73
- 20, William Doolittle, at Central Missouri, 2/9/74
- 20, Scott Hawk, at Kentucky Wesleyan, 2/3/75
- 20, Lee Campbell, vs. Southern Utah State, 12/8/89
- 20, Lee Campbell, vs. Cleveland State, 1/22/90
- 20, Alize Johnson, at Indiana State, 1/18/17
- 20, Alize Johnson, vs. North Dakota State, 11/17/17
- 20, Alize Johnson, vs. Northern Iowa, 1/4/18

Field Goals

- 20, Daryel Garrison, vs. Central Missouri, 2/8/75
- 20, Jimmie Dull, at Kentucky Wesleyan, 2/7/77
- 18, Curtis Perry, at Southeast Missouri, 1/31/70
- 18, Mike Robinson, vs. Missouri S&T, 2/26/79
- 17, Curtis Perry, vs. Southeast Missouri, 12/13/69
- 16, Curtis Perry, vs. Missouri S&T, 2/2/70
- 16, Daryel Garrison, at Central Missouri, 1/11/75
- 16, Jimmie Dull, vs. Southeast Missouri, 1/22/77
- 16, Jimmie Dull, at Southeast Missouri, 2/26/77
- 16, Mike Robinson, at Central Missouri, 2/5/79
- 16, Mike Robinson, at Missouri-St. Louis, 2/7/79
- 16, Mike Robinson, vs. Missouri-St. Louis, 1/19/80
- 16, Mike Robinson, vs. Missouri S&T, 1/26/80
- 16, Mike Robinson, at Southeast Missouri, 2/23/80
- 15, Danny Bolden, vs. Missouri S&T, 1/4/65
- 15, Curtis Perry, at Truman State, 2/23/70
- 15, Zack Townsend, vs. Southeast Missouri, 2/21/72
- 15, Jimmie Dull, at Central Missouri, 2/18/78

Field Goal Attempts

- 37, Jimmie Dull, vs. Southeast Missouri, 2/26/77

Field Goal Percentage

- 1,000, Lou Shepherd, vs. Northwest Missouri (10/10), 2/2/67

Three-Point Field Goals

- 8, Johnny Murdock, at Indiana State, 2/6/93
- 8, Johnny Murdock, vs. Oklahoma State, 1/19/94
- 8, Johnny Murdock, at Drake, 2/18/95
- 8, Kevin Ault, at Illinois State, 2/15/98
- 7, Clay Holt, vs. Cleveland State, 1/23/88
- 7, Johnny Murdock, at Fordham, 12/21/93
- 7, Allen Phillips, vs. Northern Iowa, 1/5/00
- 7, Allen Phillips, vs. TCU, 1/8/00
- 7, Blake Ahearn, at Evansville, 1/28/04
- 7, Deke Thompson, at Evansville, 2/28/05
- 7, Adam Leonard, at Southern Illinois, 2/3/10
- 7, Adam Leonard, vs. Drake, 2/24/10
- 7, Adam Leonard, at Miami (Fla.), 3/21/11
- 7, Austin Ruder, vs. Little Rock, 12/4/14
- 7, Marcus Marshall, at Tulsa, 12/17/14
- 6, Dale Ribble, at Drake, 1/23/92
- 6, Ben Kandlbinder, at Drake, 2/18/95
- 6, Kevin Ault, vs. Bowling Green State, 12/6/97
- 6, Kevin Ault, at Southern Illinois, 1/15/98
- 6, Allen Phillips, vs. Western Illinois, 12/3/99
- 6, Daniel Novak, vs. Bradley, 1/21/01
- 6, Blake Ahearn, at San Diego, 12/9/03
- 6, Blake Ahearn, vs. Toledo, 11/11/06
- 6, Spencer Laurie, vs. Bradley, 1/2/08
- 6, Dale Lamberth, vs. Wichita State, 1/8/08
- 6, Kyle Weems, at Arkansas, 12/22/09
- 6, Kyle Weems, vs. Bradley, 1/9/10
- 6, Adam Leonard, vs. Louisiana Tech, 3/22/10
- 6, Kyle Weems, vs. Bradley, 2/9/11
- 6, Ron Mvouika, at Northern Iowa, 1/18/14
- 6, Austin Ruder, at Drake, 1/29/14
- 6, Austin Ruder, vs. Illinois State, 3/7/14
- 6, Marcus Marshall, vs. Eastern Illinois, 11/14/14
- 6, Dequan Miller, vs. Illinois State, 1/30/16
- 6, Austin Ruder, vs. Alabama A&M, 11/11/16
- 6, Jarred Dixon, vs. Bradley, 2/21/18

Three-Point Field Goal Attempts

- 18, Johnny Murdock, vs. Oklahoma State, 1/19/94

Three-Point Field Goal Percentage

- 1,000, Ron Mvouika (6-6), at Northern Iowa (6/6), 1/18/14
- 1,000, Kevin Ault (5-5), vs. Northern Iowa, 12/30/98,
- 1,000, Tyler Chaney (5-5), vs. Evansville, 1/9/07
- 1,000, Jermaine Mallett (5-5), vs. Illinois State, 1/11/11
- 1,000, Nathan Scheer (5-5), vs. Southern Illinois, 12/30/12

Free Throws

- 19, Bob Curl, at Truman State, 12/13/71
- 17, Darryl Reid, at Hawaii, 11/25/90
- 16, Daryel Garrison, at Lincoln, 2/2/74
- 15, Don Anielak, at Truman State, 1/12/53
- 15, Jimmie Dull, at Kentucky Wesleyan, 2/7/77
- 15, William Fontleroy, vs. Illinois State, 1/18/98
- 14, Jay Kinser, vs. Northwest Missouri, 1/23/59

- 14, Kelby Stuckey, vs. Southern Illinois, 12/22/88
- 14, Arnold Bernard, vs. Cleveland State, 1/22/90
- 14, Arnold Bernard, vs. La.-Monroe (at Honolulu), 11/23/90
- 14, Shawn Latimer, at Southern Illinois, 2/16/95
- 14, Blake Ahearn, vs. Wichita State, 1/7/07
- 13, Bill Price, at Northwest Missouri, 1/23/54
- 13, Charles Peterson, vs. Southeast Missouri, 1/8/55
- 13, Max Oldham, vs. East Texas State, 1/4/56
- 13, Joe Reiter, vs. Truman State, 2/4/57
- 13, Jerry Kirksey, vs. Regis, 1/12/59
- 13, Dale Mathes, vs. Southern Illinois, 12/5/64
- 13, Chris Scott, at Valparaiso, 1/28/84
- 13, Arnold Bernard, at Tennessee State, 12/4/90
- 13, Tony Graves, vs. Southern Illinois, 2/27/93
- 13, Ben Kandlbinder, vs. Northwestern State, 12/16/95
- 13, Danny Moore, at Indiana State, 2/12/98
- 13, Mike Wallace, at Evansville, 12/30/01
- 13, Marcus Marshall, vs. Wichita State (at St. Louis), 3/8/13

Free Throw Attempts

- 24, Darryl Reid, at Hawaii, 11/25/90

Assists

- 21, Andy Newton, vs. Kentucky Wesleyan, 3/1/75
- 17, Randy Towe, vs. Northwest Missouri, 1/4/79
- 15, Randy Towe, vs. Northwest Missouri, 2/11/78
- 15, Randy Towe, vs. Drury, 2/22/79
- 15, Doug Lewis, vs. Texas Wesleyan, 12/3/88
- 14, Randy Towe, at Southeast Missouri, 2/25/78
- 14, Randy Towe, at Eastern Illinois, 12/2/78
- 14, Randy Towe, vs. Southeast Missouri, 2/24/79
- 14, Doug Lewis, vs. Oral Roberts, 1/23/89
- 13, Andy Newton, vs. Truman State, 1/3/75
- 13, Andy Newton, vs. Northwest Missouri, 2/15/75
- 13, Randy Towe, at Missouri-St. Louis, 2/8/78
- 13, Randy Towe, vs. Grand Canyon, 12/9/78
- 13, Randy Towe, at Missouri-St. Louis, 2/7/79
- 13, Deron Thomas, vs. Albany State, 12/14/79
- 13, Brian Smith, vs. Iowa Wesleyan, 12/22/84
- 13, Arnold Bernard, vs. Cleveland State, 1/22/90
- 12, Randy Magers, vs. Missouri S&T, 2/25/74
- 12, Andy Newton, vs. Central Missouri, 2/8/75
- 12, Randy Towe, at Southeast Missouri, 2/26/77
- 12, Randy Towe, vs. Kentucky Wesleyan, 1/10/78
- 12, Randy Towe, vs. Benedictine, 11/28/78
- 12, Randy Towe, vs. Central Missouri, 2/17/79
- 12, Randy Towe, vs. Missouri S&T, 2/26/79
- 12, Wes Dunn, vs. Missouri S&T, 1/26/80
- 12, Keith Hilliard, vs. Chicago State, 1/28/82
- 12, Brian Smith, vs. Eastern Illinois, 2/21/83
- 12, Basil Robinson, vs. Missouri-St. Louis, 1/4/86
- 12, Basil Robinson, vs. Northern Iowa, 2/10/86
- 12, Doug Lewis, vs. Valparaiso, 3/7/89
- 12, Arnold Bernard, vs. Northern Iowa, 3/1/90
- 12, Arnold Bernard, vs. Prairie View A&M, 12/7/90
- 12, Arnold Bernard, at Drake, 1/14/91
- 12, Arnold Bernard, vs. Wichita State, 2/2/91
- 12, Arnold Bernard, vs. Bradley, 2/16/91
- 12, William Fontleroy, at Illinois State, 2/15/98
- 12, Justin Fuehmeyer, vs. UNC Greensboro, 11/17/07
- 12, Michael Bizoukas, vs. Evansville, 1/15/12

Steals

- 8, Winston Garland, vs. Pittsburgh, 3/12/86
- 7, Doug Lewis, at Illinois-Chicago, 2/25/88
- 6, Jimmie Dull, vs. Missouri S&T, 1/24/77
- 6, Jimmie Dull, vs. Northwest Missouri, 1/5/78
- 6, Jimmie Dull, vs. Lincoln, 1/23/78
- 6, Randy Towe, at Central Missouri, 2/5/79
- 6, Larry Lewis, at Evansville, 2/20/80
- 6, Keith Hilliard, vs. Wis.-Eau Claire, 12/12/81
- 6, Winston Garland, vs. Benedictine, 11/23/85
- 6, Arnold Bernard, vs. Washington (at El Paso, Texas), 12/28/90
- 6, Rodney Perry, vs. Indiana State, 2/20/93
- 6, Anthony Edwards, at Tulsa, 12/11/93
- 6, Kevin Ault, vs. Long Beach State, 12/9/98
- 6, Deven Mitchell, vs. Illinois State, 2/26/05
- 6, Spencer Laurie, vs. Indiana State, 1/15/08
- 6, Chris Kendrick, vs. Utah State, 12/1/15
- 6, Jarred Dixon, vs. Illinois State, 1/30/16

Blocked Shots

- 7, Scott Hawk, vs. Kentucky Wesleyan, 1/11/77
- 7, Ricky Johnson, at Valparaiso, 1/29/83
- 6, Ed Liliensiek, vs. Henderson State, 12/15/79
- 6, Ricky Johnson, vs. Southern, 11/29/82
- 6, Ricky Johnson, at Central Missouri, 1/30/82
- 6, Jeff Ford, vs. Northern Iowa, 3/1/90
- 6, Tony Graves, at Drake, 2/18/93
- 6, Johnny Epps, at Creighton, 1/27/96
- 6, Danny Moore, at Bradley, 2/13/98
- 6, Danny Moore, vs. Texas Southern, 12/4/98
- 6, Drew Richards, vs. Harding, 11/16/07
- 6, Obediah Church, vs. Fontbonne, 11/17/16
- 6, Obediah Church, at Drake, 2/18/17
- 5, done 25 times, last by Obediah Church vs. Evangel, 11/24/17

Individual, Single-Season Records

Points

| | |
|---|------------|
| 1. Winston Garland (1986-87)..... | 720 |
| 2. Curtis Perry (1969-70)..... | 684 |
| 3. Danny Moore (1996-97)..... | 645 |
| 4. Mike Robinson (1979-80)..... | 630 |
| 5. Daryl Garrison (1973-74)..... | 617 |
| 6. Jimmie Dull (1977-78)..... | 617 |
| 7. Zack Townsend (1971-72)..... | 589 |
| 8. Daryl Garrison (1974-75)..... | 578 |
| 9. Curtis Perry (1968-69)..... | 572 |
| 10. Jimmie Dull (1976-77)..... | 567 |
| 11. Dennis Hill (1973-74)..... | 562 |
| 12. Kyle Weems (2010-11)..... | 561 |
| 13. Darryl Reid (1990-91)..... | 555 |
| 14. Darryl Reid (1989-90)..... | 550 |
| 15. Danny Bolden (1966-67)..... | 549 |
| 16. Danny Moore (1998-99)..... | 543 |
| 17. Johnny Murdock (1992-93)..... | 536 |
| 18. Hubert Henderson (1988-89)..... | 533 |
| 19. Winston Garland (1985-86)..... | 528 |
| 20. Mike Robinson (1978-79)..... | 524 |
| 21. Jim Gant (1965-66)..... | 522 |
| 22. Chuck Williams (1968-69)..... | 519 |
| 23. Don Anielak (1952-53)..... | 515 |
| 24. Blake Ahearn (2006-07)..... | 509 |
| 25. Johnny Murdock (1993-94)..... | 506 |
| 26. Danny Moore (1997-98)..... | 503 |
| 27. Blake Ahearn (2005-06)..... | 501 |
| 28. Kyle Weems (2011-12)..... | 500 |
| 29. Kyle Weems (2009-10)..... | 491 |
| 30. Alize Johnson (2017-18)..... | 489 |
| 31. Keith Hilliard (1981-82)..... | 488 |
| 32. Alize Johnson (2016-17)..... | 487 |
| 33. Jim Murphy (1950-51)..... | 483 |
| 34. Dale Lamberth (2007-08)..... | 480 |
| 35. Lee Campbell (1989-90)..... | 482 |
| 36. Chuck Williams (1969-70)..... | 477 |
| 37. Kevin Ault (1997-98)..... | 474 |
| 38. Jamar Gulley (2013-14)..... | 474 |
| 39. Deven Mitchell (2007-08)..... | 473 |
| 40. Dennis Hill (1974-75)..... | 472 |
| 41. Johnny Murdock (1994-95)..... | 471 |
| 42. Adam Leonard (2009-10)..... | 467 |
| 43. Andy Newton (1975-76)..... | 465 |
| 44. Forrest Hamilton (1952-53)..... | 464 |
| 45. Daryl Garrison (1972-73)..... | 462 |
| 46. Kelby Stuckey (1987-88)..... | 459 |
| 47. Lou Shepherd (1967-68)..... | 454 |
| 48. Terrance McGee (2001-02)..... | 454 |
| 49. Clay Holt (1987-88)..... | 453 |
| 50. Anthony Downing (2012-13)..... | 453 |
| 51. Gene Ruble (1948-49)..... | 451 |
| 52. Coleco Buie (1996-97)..... | 449 |
| 53. Art Helms (1953-54)..... | 448 |
| 54. Danny Bolden (1965-66)..... | 448 |
| 55. Kelby Stuckey (1988-89)..... | 447 |
| 56. Allen Phillips (1999-2000)..... | 442 |
| 57. Chuck Williams (1970-71)..... | 438 |
| 58. Handy Johnson (1984-85)..... | 437 |
| 59. Stan Worthy (1987-88)..... | 436 |
| 60. Terrance McGee (2002-03)..... | 433 |
| 61. Jim Gummersbach (1966-67)..... | 431 |
| 62. Phil Schlegel (1985-86)..... | 422 |
| 63. Bobby Howard (1982-83)..... | 421 |
| 64. Dequon Miller (2016-17)..... | 419 |
| 65. Jim Gant (1964-65)..... | 418 |
| 66. Randy Stange (1984-85)..... | 416 |
| 67. Mike Wallace (2001-02)..... | 415 |
| 68. Ben Kandlbinder (1995-96)..... | 413 |
| 69. Greg Bell (1985-86)..... | 410 |
| 70. Danny Bolden (1964-65)..... | 409 |
| 71. Jermaine Mallett (2010-11)..... | 409 |
| 72. Jack Israel (1958-59)..... | 407 |
| 73. Dequon Miller (2015-16)..... | 406 |
| 74. Arnold Bernard (1990-91)..... | 405 |
| 75. Don Anielak (1963-64)..... | 404 |
| 76. Curtis Perry (1967-68)..... | 402 |
| 77. Scott Brakebill (2001-02)..... | 402 |
| 78. Jay Kinser (1959-60)..... | 398 |
| 79. Will Creekmore (2010-11)..... | 395 |
| 80. Jerry Kirksey (1960-61)..... | 390 |
| 81. Joe Ward (1982-83)..... | 390 |
| 82. Kevin Ault (1998-99)..... | 387 |
| 83. Ardie McCoy (1969-70)..... | 385 |
| 84. Gene Ruble (1949-50)..... | 383 |
| 85. Jermaine Mallett (2009-10)..... | 382 |
| 86. Chris Scott (1983-84)..... | 381 |
| 87. Scott Brakebill (1999-2000)..... | 378 |
| 88. Camryn Boone (2015-16)..... | 378 |

Scoring Average

| | |
|----------------------------------|------|
| 1. Zack Townsend (1971-72)..... | 24.5 |
| 2. Curtis Perry (1969-70)..... | 24.4 |
| 3. Mike Robinson (1979-80)..... | 23.3 |
| 4. Jim Gant (1965-66)..... | 22.7 |
| 5. Jimmie Dull (1976-77)..... | 22.7 |
| 6. Daryl Garrison (1974-75)..... | 22.2 |

| | |
|-----------------------------------|------|
| 7. Jimmie Dull (1977-78)..... | 22.0 |
| 8. Winston Garland (1986-87)..... | 21.2 |
| 9. Mike Robinson (1978-79)..... | 21.0 |
| 10. Daryl Garrison (1973-74)..... | 20.6 |

Games Played

| | |
|---|----|
| 1. Weems, Leonard, Mallett, Ricks, Creekmore, Patterson, (2009-10)..... | 36 |
| 2. Weems, Mallett, Creekmore, Leonard, Ricks, Scheer (2010-11)..... | 35 |

Minutes Played

| | |
|------------------------------------|------|
| 1. Darryl Reid (1990-91)..... | 1277 |
| 2. Basil Robinson (1986-87)..... | 1191 |
| 3. Adam Leonard (2009-10)..... | 1178 |
| 4. Adam Leonard (2010-11)..... | 1178 |
| 5. Dequon Miller (2016-17)..... | 1174 |
| 6. Arnold Bernard (1990-91)..... | 1170 |
| 7. Jermaine Mallett (2010-11)..... | 1153 |
| 8. Anthony Downing (2012-13)..... | 1133 |
| 9. Winston Garland (1986-87)..... | 1119 |
| 10. Winston Garland (1985-86)..... | 1112 |

Minutes Per Game

| | |
|--------------------------------------|------|
| 1. Darryl Reid (1990-91)..... | 37.6 |
| 2. Mike Robinson (1979-80)..... | 37.5 |
| 3. Daryl Garrison (1974-75)..... | 37.4 |
| 4. Ricky Johnson (1982-83)..... | 36.8 |
| 5. Jimmie Dull (1977-78)..... | 36.6 |
| 6. Dennis Hill (1974-75)..... | 36.2 |
| 7. Daryl Garrison (1973-74)..... | 36.1 |
| 8. Clay Holt (1987-88)..... | 36.1 |
| 9. Johnny Murdock (1994-95)..... | 36.0 |
| 10. William Doolittle (1973-74)..... | 36.0 |

20-Point Games

| | |
|-----------------------------------|----|
| 1. Curtis Perry (1969-70)..... | 22 |
| 2. Winston Garland (1986-87)..... | 21 |
| 3. Zack Townsend (1971-72)..... | 20 |
| 4. Daryl Garrison (1973-74)..... | 18 |
| 5. Jim Gant (1965-66)..... | 17 |
| 6. Daryl Garrison (1974-75)..... | 17 |
| 7. Mike Robinson (1979-80)..... | 17 |
| 8. Jimmie Dull (1977-78)..... | 16 |
| 9. Dennis Hill (1973-74)..... | 15 |
| 10. Jimmie Dull (1976-77)..... | 15 |
| 11. Mike Robinson (1978-79)..... | 15 |

Double-Figure Scoring Games

| | |
|-----------------------------------|----|
| 1. Winston Garland (1986-87)..... | 34 |
| 2. Danny Moore (1996-97)..... | 33 |
| 3. Kyle Weems (2010-11)..... | 33 |
| 4. Danny Moore (1998-99)..... | 30 |
| 5. Kyle Weems (2009-10)..... | 30 |
| 6. Kyle Weems (2011-12)..... | 30 |
| 7. Curtis Perry (1968-69)..... | 29 |
| 8. Daryl Garrison (1973-74)..... | 29 |
| 9. Winston Garland (1985-86)..... | 29 |
| 10. Deven Mitchell (2007-08)..... | 29 |

Rebounds

| | |
|--|------------|
| 1. Curtis Perry (1969-70)..... | 478 |
| 2. Curtis Perry (1968-69)..... | 427 |
| 3. William Doolittle (1973-74)..... | 380 |
| 4. Bill Lea (1951-52)..... | 379 |
| 5. William Doolittle (1972-73)..... | 376 |
| 6. Alize Johnson (2017-18)..... | 373 |
| 7. Mike Robinson (1979-80)..... | 367 |
| 8. Lee Campbell (1989-90)..... | 363 |
| 9. Alize Johnson (2016-17)..... | 351 |
| 10. Curtis Perry (1967-68)..... | 323 |

Rebounding Average

| | |
|-------------------------------------|------|
| 1. Curtis Perry (1969-70)..... | 17.1 |
| 2. Curtis Perry (1968-69)..... | 14.7 |
| 3. Mike Robinson (1979-80)..... | 13.6 |
| 4. William Doolittle (1972-73)..... | 13.4 |
| 5. Bill Lea (1951-52)..... | 13.1 |
| 6. Curtis Perry (1967-68)..... | 12.9 |
| 7. Don Carlson (1964-65)..... | 12.7 |
| 8. William Doolittle (1973-74)..... | 12.7 |
| 9. Danny Bolden (1964-65)..... | 12.5 |
| 10. Lee Campbell (1989-90)..... | 12.5 |

Field Goals

| | |
|-----------------------------------|-----|
| 1. Curtis Perry (1969-70)..... | 277 |
| 2. Mike Robinson (1979-80)..... | 274 |
| 3. Winston Garland (1986-87)..... | 274 |
| 4. Daryl Garrison (1973-74)..... | 260 |
| 5. Jimmie Dull (1977-78)..... | 255 |
| 6. Daryl Garrison (1974-75)..... | 251 |
| 7. Curtis Perry (1968-69)..... | 242 |
| 8. Mike Robinson (1978-79)..... | 241 |
| 9. Zack Townsend (1971-72)..... | 238 |

| | |
|--------------------------------|-----|
| 10. Dennis Hill (1973-74)..... | 237 |
|--------------------------------|-----|

Field Goal Attempts

| | |
|-----------------------------------|-----|
| 1. Daryl Garrison (1973-74)..... | 566 |
| 2. Curtis Perry (1969-70)..... | 560 |
| 3. Winston Garland (1986-87)..... | 545 |
| 4. Dennis Hill (1974-74)..... | 540 |
| 5. Jimmie Dull (1977-78)..... | 524 |
| 6. Curtis Perry (1968-69)..... | 522 |
| 7. Mike Robinson (1979-80)..... | 514 |
| 8. Jimmy Murphy (1950-51)..... | 506 |
| 9. Jim Gant (1965-66)..... | 500 |
| 10. Dan Bolden (191966-67)..... | 495 |
| 11. Jimmie Dull (1976-77)..... | 495 |

Field Goal Percentage (min. 2.0 FG/game)

| | |
|---|------------|
| 1. Lee Campbell (1989-90)..... | 698 |
| 2. Derek Thomas (1984-85)..... | 692 |
| 3. Obediah Church (2017-18)..... | 656 |
| 4. Eric Gray (1983-84)..... | 654 |
| 5. Lee Campbell (1988-89)..... | 645 |
| 6. Kelby Stuckey (1987-88)..... | 641 |
| 7. David Brewer (1990-91)..... | 624 |
| 8. Tamarr Maclin (2001-05)..... | 613 |
| 9. Kelby Stuckey (1986-87)..... | 608 |
| 10. Stan Worthy (1987-88)..... | 606 |
| 11. Danny Moore (1996-97)..... | 602 |

Three-Point Field Goals

| | |
|-------------------------------------|-----|
| 1. Adam Leonard (2009-10)..... | 103 |
| 2. Johnny Murdock (1992-93)..... | 94 |
| 3. Blake Ahearn (2006-07)..... | 94 |
| 4. Kevin Ault (1997-98)..... | 91 |
| 5. Adam Leonard (2010-11)..... | 86 |
| 6. Johnny Murdock (1993-94)..... | 82 |
| 7. Blake Ahearn (2005-06)..... | 74 |
| 8. Kyle Weems (2009-10)..... | 72 |
| 9. Austin Ruder (2013-14)..... | 72 |
| 10. Allen Phillips (1999-2000)..... | 71 |

Three-Point Field Goal Attempts

| | |
|-------------------------------------|-----|
| 1. Adam Leonard (2009-10)..... | 264 |
| 2. Johnny Murdock (1993-94)..... | 238 |
| 3. Adam Leonard (2010-11)..... | 231 |
| 4. Johnny Murdock (1992-93)..... | 222 |
| 5. Kevin Ault (1997-98)..... | 212 |
| 6. Blake Ahearn (2006-07)..... | 202 |
| 7. Blake Ahearn (2005-06)..... | 196 |
| 8. Johnny Murdock (1994-95)..... | 183 |
| 9. Austin Ruder (2013-14)..... | 180 |
| 10. Allen Phillips (1999-2000)..... | 178 |

Three-Point Field Goal Pct. (min. 0.5 3pt./game)

| | |
|-----------------------------------|-----|
| 1. Jason Gilbert (2002-03)..... | 526 |
| 2. Winston Garland (1986-87)..... | 504 |
| 3. Jeff Ford (1989-90)..... | 500 |
| 4. Andre Rigsby (1990-91)..... | 485 |
| 5. Dale Lamberth (2005-06)..... | 469 |
| 6. Josh Hotz (1995-96)..... | 466 |
| 7. Blake Ahearn (2006-07)..... | 465 |
| 8. Deke Thompson (2004-05)..... | 454 |
| 9. Robert Yanders (2001-02)..... | 444 |
| 10. Arnold Bernard (1989-90)..... | 443 |

Personal Fouls

| | |
|----------------------------------|-----|
| 1. David Brewer (1990-91)..... | 111 |
| 2. Art Helms (1952-53)..... | 110 |
| 3. Bill Thomas (1952-53)..... | 108 |
| 4. Kyle Weems (2009-10)..... | 108 |
| 5. Danny Moore (1996-97)..... | 105 |
| 6. Drew Richards (2006-07)..... | 105 |
| 7. Wade Knapp (2008-09)..... | 105 |
| 8. Doug Lewis (1988-89)..... | 104 |
| 9. Kelby Stuckey (1986-87)..... | 103 |
| 10. Tamarr Maclin (1904-05)..... | 103 |
| 11. Jamar Gulley (2013-14)..... | 103 |

PF Disqualifications

| | |
|---|----|
| 1. Jimmie Dull (1976-77)..... | 10 |
| 2. Sky Frazier (2005-06)..... | 10 |
| 3. Scott Hawk (1974-75)..... | 7 |
| 4. Arnold Bernard (1990-91)..... | 7 |
| 5. Done 12 times, last by Camryn Boone (2014-15)..... | 6 |

Free Throws

| | |
|----------------------------------|-----|
| 1. Danny Moore (1996-97)..... | 214 |
| 2. Danny Moore (1997-98)..... | 173 |
| 3. Kelby Stuckey (1988-89)..... | 161 |
| 4. Deven Mitchell (2007-08)..... | 159 |
| 5. Darryl Reid (1989-90)..... | 155 |
| 6. Arnold Bernard (1990-91)..... | 155 |
| 7. Darryl Reid (1990-91)..... | 155 |
| 8. Danny Moore (1998-99)..... | 151 |

| | |
|------------------------------------|-----|
| 9. Don Anielak (1952-53)..... | 145 |
| 10. Jackie Crawford (1991-92)..... | 142 |

Free Throw Attempts

| | |
|-----------------------------------|-----|
| 1. Danny Moore (1996-97)..... | 276 |
| 2. Kelby Stuckey (1988-89)..... | 231 |
| 3. Don Anielak (1952-53)..... | 225 |
| 4. Darryl Reid (1990-91)..... | 222 |
| 5. Arnold Bernard (1990-91)..... | 215 |
| 6. Curtis Perry (1969-70)..... | 207 |
| 7. Danny Moore (1997-98)..... | 207 |
| 8. Danny Moore (1998-99)..... | 202 |
| 9. Darryl Reid (1989-90)..... | 200 |
| 10. Keith Hilliard (1981-82)..... | 193 |

Free Throw Percentage (min. 1.5 FT/game)

| | |
|-----------------------------------|-----|
| 1. Blake Ahearn (2003-04)..... | 975 |
| 2. Blake Ahearn (2004-05)..... | 947 |
| 3. Blake Ahearn (2005-06)..... | 936 |
| 4. Blake Ahearn (2006-07)..... | 925 |
| 5. Kevin Ault (1997-98)..... | 900 |
| 6. Marcus Marshall (2014-15)..... | 899 |
| 7. Deven Mitchell (2007-08)..... | 893 |
| 8. Jerry Stockard (1960-61)..... | 872 |
| 9. Kellen Easley (2004-05)..... | 865 |
| 10. Kevin Ault (1996-97)..... | 859 |

Assists

| | |
|------------------------------------|-----|
| 1. Arnold Bernard (1990-91)..... | 257 |
| 2. Randy Towe (1978-79)..... | 241 |
| 3. Arnold Bernard (1989-90)..... | 199 |
| 4. Brian Smith (1984-85)..... | 185 |
| 5. Randy Towe (1977-78)..... | 184 |
| 6. Doug Lewis (1988-89)..... | 183 |
| 7. Basil Robinson (1986-87)..... | 178 |
| 8. Michael Bizoukas (2011-12)..... | 174 |
| 9. Andy Newton (1974-75)..... | 170 |
| 10. Basil Robinson (1985-86)..... | 170 |

Assists Per Game

| | |
|-------------------------------------|------|
| 1. Randy Towe (1978-79)..... | 9.3 |
| 2. Arnold Bernard (1990-91)..... | 7.6 |
| 3. Randy Towe (1977-78)..... | 7.1 |
| 4. Wes Dunn (1979-80)..... | 7.1 |
| 5. Arnold Bernard (1989-90)..... | 6.9 |
| 6. Andy Newton (1974-75)..... | 6.5 |
| 7. Brian Smith (1984-85)..... | 6.2 |
| 8. Doug Lewis (1988-89)..... | 6.1 |
| 9. Keith Hilliard (1981-82)..... | 6.1 |
| 10. Michael Bizoukas (2011-12)..... | 5.44 |

Assist-to-Turnover Ratio

| | |
|------------------------------------|-------|
| 1. Randy Towe (1978-79)..... | 4.46 |
| 2. Randy Towe (1977-78)..... | 3.68 |
| 3. Brian Smith (1984-85)..... | 3.63 |
| 4. Michael Bizoukas (2011-12)..... | 2.95 |
| 5. Brian Smith (1982-83)..... | 2.89 |
| 6. Basil Robinson (1986-87)..... | 2.618 |
| 7. Basil Robinson (1985-86)..... | 2.615 |
| 8. Brian Smith (1983-84)..... | 2.54 |
| 9. Wes Dunn (1979-80)..... | 2.49 |
| 10. Doug Lewis (1988-89)..... | 2.440 |

Turnovers

| | |
|-------------------------------------|-----|
| 1. Arnold Bernard (1990-91)..... | 134 |
| 2. Keith Hilliard (1981-82)..... | 117 |
| 3. Arnold Bernard (1989-90)..... | 110 |
| 4. William Fontleroy (1998-99)..... | 107 |
| 5. Daryl Garrison (1972-73)..... | 103 |
| 6. Terrance McGee (2001-02)..... | 101 |
| 7. Merrill Andrews (2003-04)..... | 99 |

Individual, Career Records

Scoring

| | |
|---|------------|
| 1. Daryl Garrison (1971-75)..... | 1975 |
| 2. Kyle Weems (2008-12)..... | 1888 |
| 3. Curtis Perry (1966-70)..... | 1835 |
| 4. Johnny Murdock (1991-95)..... | 1834 |
| 5. Danny Bolden (1963-67)..... | 1718 |
| 6. Danny Moore (1996-99)..... | 1691 |
| 7. Chuck Williams (1967-71)..... | 1687 |
| 8. Blake Ahearn (2003-07)..... | 1677 |
| 9. Jimmie Dull (1974-78)..... | 1532 |
| 10. Kevin Ault (1996-2000)..... | 1508 |
| 11. Ben Kandlbinder (1994-98)..... | 1429 |
| 12. Gene Ruble (1946-50)..... | 1406 |
| 13. Jim Gant (1962-66)..... | 1341 |
| 14. Winston Garland (1985-87)#..... | 1248 |
| 15. Kelby Stuckey (1963-89)..... | 1188 |
| 16. Scott Brakebill (1998-2002)..... | 1170 |
| 17. Mike Robinson (1978-80)#..... | 1154 |
| 18. Larry Lewis (1976-80)..... | 1154 |
| 19. William Fontleroy (1996-2000)..... | 1133 |
| 20. Deven Mitchell (2003-08)..... | 1131 |
| 21. Darryl Reid (1989-91)#..... | 1105 |
| 22. Andy Newton (1973-76)..... | 1079 |
| 23. Dennis Hill (1973-75)#..... | 1034 |
| 24. Anthony Boggs (1980-84)..... | 1018 |
| 25. Max Oldham (1954-58)..... | 1016 |
| Charles Marshall (1960-64)..... | 1016 |
| 27. Lou Shepherd (1964-68)..... | 1009 |
| 28. Jerry Anderson (1951-55)..... | 1000 |
| 29. Alize Johnson (2016-pres.)#..... | 976 |
| 30. Jerry Kirksey (1958-61)..... | 973 |
| 31. Tyler Chaney (2003-07)..... | 957 |
| 32. Dale Lamberth (2005-08)..... | 954 |
| 33. Nathan Bilyeu (2003-07)..... | 939 |
| 34. Phil Schlegel (1983-86)..... | 900 |
| 35. Don Anielak (1952-54)#..... | 888 |
| 36. Terrance McGee (2001-03)#..... | 887 |
| 37. Ed Liliensiek (1977-81)..... | 882 |
| 38. Will Creekmore (2008-11)..... | 881 |
| 39. Jimmy Murphy (1950-52)#..... | 877 |
| 40. Dequan Miller (2015-17)#..... | 825 |
| 41. Bill Lea (1948-52)..... | 823 |
| 42. Anthony Downing (2011-13)#..... | 822 |
| 43. Adam Leonard (2009-11)#..... | 819 |
| 44. Coleco Buie (1995-97)#..... | 817 |
| 45. Forrest Hamilton (1951-53)#..... | 813 |
| Marcus Marshall (2012-15)..... | 813 |
| 47. Tamar Maclin (2001-05)..... | 809 |
| Jarred Dixon (2015-pres.)..... | 809 |
| 49. Jamar Gulley (2011-14)#..... | 806 |
| 50. Milt McDonald (1974-78)..... | 805 |
| 51. Randy Magers (1970-74)..... | 791 |
| Jermaine Mallett (2009-11)#..... | 791 |
| 53. Russ Robinson (1955-59)..... | 787 |
| 54. Jay Kinser (1957-60)..... | 784 |
| 55. Monwell Randle (2000-04)..... | 782 |
| 56. Kellen Easley (2002-06)..... | 782 |
| 57. Eric Thompson (1969-73)..... | 781 |
| 58. Mike Wallace (2000-02)#..... | 762 |
| 59. William Doolittle (1970-74)..... | 757 |
| 60. Greg Bell (1985-87)#..... | 752 |
| 61. Joe Ward (1980-83)..... | 751 |
| 62. Art Helms (1952-54)#..... | 750 |
| 63. Allen Phillips (1998-2000)#..... | 744 |
| 64. Harry Policape (1976-80)..... | 739 |
| 65. Don Carlson (1963-67)..... | 736 |
| Arnold Bernard (1989-91)#..... | 736 |
| 67. Jack Israel (1957-59)#..... | 732 |
| 68. Stan Worthy (1986-88)#..... | 722 |
| 69. Caleb Patterson (2009-12)..... | 721 |
| 70. Lee Campbell (1988-90)#..... | 719 |
| 71. Christian Kirk (2011-15)..... | 718 |
| 72. Bobby Howard (1981-83)..... | 716 |
| Chris Kendrix (2014-17)..... | 716 |
| 74. Austin Ruder (2013-17)..... | 707 |
| 75. Randy Stange (1983-85)#..... | 706 |
| 76. Mert Bancroft (1965-69)..... | 697 |
| 77. Zack Townsend (1971-72)..... | 691 |
| 78. Spencer Laurie (2006-09)..... | 686 |
| 79. Jackie Crawford (1991-93)..... | 681 |
| 80. Bill Thomas (1950-53)..... | 678 |
| 81. Ryan Bettenhausen (1995-99)..... | 677 |
| 82. Phil Shannahan (1963-67)..... | 676 |
| 83. Dorrin Williams (2012-16)..... | 663 |
| 84. Merrill Andrews (2002-04)..... | 654 |
| 85. Camryn Boone (2014-16)#..... | 647 |
| 86. Scott Hawk (1974-78)..... | 643 |
| 87. Carl Wilks (1958-62)..... | 637 |
| 88. Max Gee (1966-69)..... | 635 |
| 89. Chris Ward (1984-86)..... | 628 |
| 90. Chuck Peterson (1953-55)..... | 617 |
| Clay Holt (1986-88)..... | 617 |
| 92. Robert Yanders (2000-02)..... | 616 |
| Obediah Church (2015-pres.)..... | 616 |
| 94. Jim Gummersbach (1965-67)..... | 615 |
| 95. Drew Richards (2004-08)..... | 611 |

- Two-year player

Scoring Average

| | |
|-----------------------------------|------|
| 1. Mike Robinson (1978-80)..... | 22.2 |
| 2. Winston Garland (1985-87)..... | 18.9 |
| 3. Jimmy Murphy (1950-52)..... | 18.5 |
| 4. Dennis Hill (1973-75)..... | 18.5 |
| 5. Daryl Garrison (1971-75)..... | 18.5 |
| 6. Curtis Perry (1966-70)..... | 17.5 |
| Darryl Reid (1989-91)..... | 17.5 |
| 8. Don Anielak (1952-54)..... | 17.4 |
| 9. Danny Bolden (1963-67)..... | 17.4 |
| 10. Danny Moore (1996-99)..... | 17.3 |

Games Played

| | |
|---------------------------------------|-----|
| 1. Kyle Weems (2008-12)..... | 134 |
| 2. Kevin Ault (1996-2000)..... | 132 |
| Nathan Scheer (2009-14)..... | 132 |
| 4. William Fontleroy (1996-2000)..... | 130 |
| 5. Blake Ahearn (2003-07)..... | 129 |
| 6. Deven Mitchell (2003-08)..... | 128 |
| 7. Ryan Bettenhausen (1995-99)..... | 126 |
| 8. Christian Kirk (2011-15)..... | 125 |
| 9. Nathan Bilyeu (2003-07)..... | 124 |
| 10. Tamar Maclin (2001-05)..... | 122 |

Winning Games Played

| | |
|---------------------------------------|----|
| 1. Kelby Stuckey (1985-89)..... | 87 |
| 2. Kevin Ault (1996-2000)..... | 85 |
| 3. William Fontleroy (1996-2000)..... | 84 |
| 4. Gene Ruble (1946-50)..... | 83 |
| Jerry Anderson (1951-55)..... | 83 |
| 6. Blake Ahearn (2003-07)..... | 82 |
| 7. Basil Robinson (1982-87)..... | 80 |
| 8. Curtis Perry (1966-70)..... | 79 |
| Nathan Bilyeu (2003-07)..... | 79 |
| 10. Ryan Bettenhausen (1995-99)..... | 78 |

Minutes Played

| | |
|---------------------------------------|------|
| 1. Johnny Murdock (1991-95)..... | 3995 |
| 2. Kyle Weems (2008-12)..... | 3981 |
| 3. Kevin Ault (1996-2000)..... | 3802 |
| 4. William Fontleroy (1996-2000)..... | 3621 |
| 5. Blake Ahearn (2003-07)..... | 3416 |
| 6. Ben Kandlbinder (1994-98)..... | 3407 |
| 7. Anthony Boggs (1980-84)..... | 3123 |
| 8. Dorrin Williams (2012-16)..... | 3101 |
| 9. Clint Thomas (1991-95)..... | 3020 |
| 10. Larry Lewis (1976-78)..... | 3000 |

Minutes Per Game

| | |
|-----------------------------------|------|
| 1. Mike Robinson (1978-80)..... | 36.5 |
| 2. Darryl Reid (1989-91)..... | 36.5 |
| 3. Dennis Hill (1973-75)..... | 35.6 |
| 4. Keith Jackson (1987-89)..... | 35.5 |
| 5. Dequan Miller (2015-17)..... | 35.1 |
| 6. Johnny Murdock (1991-95)..... | 34.4 |
| 7. Winston Garland (1985-87)..... | 33.8 |
| 8. Robert Yanders (2000-02)..... | 33.4 |
| 9. Doug Lewis (1987-89)..... | 33.2 |
| 10. Arnold Bernard (1989-91)..... | 33.2 |
| Adam Leonard (2009-11)..... | 33.2 |

20-Point Games

| | |
|-----------------------------------|----|
| 1. Daryl Garrison (1971-75)..... | 46 |
| 2. Curtis Perry (1966-70)..... | 44 |
| 3. Johnny Murdock (1991-95)..... | 41 |
| 4. Danny Bolden (1963-67)..... | 35 |
| 5. Jimmie Dull (1974-78)..... | 34 |
| Chuck Williams (1967-71)..... | 34 |
| 7. Jim Gant (1962-66)..... | 33 |
| 8. Mike Robinson (1978-80)..... | 32 |
| 9. Winston Garland (1985-87)..... | 31 |
| Danny Moore (1996-99)..... | 31 |

Double-Figure Scoring Games

| | |
|----------------------------------|-----|
| 1. Kyle Weems (2008-12)..... | 110 |
| 2. Daryl Garrison (1971-75)..... | 97 |
| 3. Johnny Murdock (1991-95)..... | 90 |
| Danny Moore (1996-99)..... | 90 |
| 5. Danny Bolden (1963-67)..... | 87 |
| 6. Curtis Perry (1966-70)..... | 86 |
| Chuck Williams (1967-71)..... | 86 |
| 8. Kevin Ault (1996-2000)..... | 81 |
| Blake Ahearn (2003-07)..... | 81 |
| 10. Gene Ruble (1946-50)..... | 80 |

Rebounds

| | |
|---|------------|
| 1. Curtis Perry (1966-70)..... | 1424 |
| 2. Danny Bolden (1963-67)..... | 1133 |
| 3. William Doolittle (1970-74)..... | 1042 |
| 4. Don Carlson (1963-67)..... | 844 |
| Kyle Weems (2008-12)..... | 844 |
| 6. Alize Johnson (2016-pres.)..... | 724 |
| 7. Lou Shepherd (1964-68)..... | 701 |
| 8. Tamar Maclin (2001-05)..... | 697 |
| 9. Clint Thomas (1991-95)..... | 666 |
| 10. Carl Wilks (1958-62)..... | 662 |

Rebounding Average

| | |
|---|-------------|
| 1. Curtis Perry (1966-70)..... | 13.6 |
| 2. Mike Robinson (1978-80)..... | 12.5 |
| 3. Danny Bolden (1963-67)..... | 11.4 |
| 4. Alize Johnson (2016-pres.)..... | 11.1 |
| 5. Charlie Taylor (1957-59)..... | 10.9 |
| 6. Don Carlson (1963-67)..... | 10.7 |
| 7. William Doolittle (1970-74)..... | 9.9 |

| | |
|--------------------------------|-----|
| 8. Dennis Hill (1973-75)..... | 9.0 |
| 9. Lee Campbell (1988-90)..... | 8.9 |
| 10. Carl Wilks (1958-62)..... | 8.7 |

Field Goals

| | |
|----------------------------------|-----|
| 1. Daryl Garrison (1971-75)..... | 830 |
| 2. Curtis Perry (1966-70)..... | 766 |
| 3. Chuck Williams (1967-71)..... | 704 |
| 4. Kyle Weems (2008-12)..... | 681 |
| 5. Danny Bolden (1963-67)..... | 652 |
| 6. Jimmie Dull (1974-78)..... | 641 |
| 7. Johnny Murdock (1991-95)..... | 623 |
| 8. Danny Moore (1996-99)..... | 574 |
| 9. Gene Ruble (1946-50)..... | 532 |
| Jim Gant (1962-66)..... | 532 |

Field Goal Attempts

| | |
|----------------------------------|------|
| 1. Daryl Garrison (1971-75)..... | 1755 |
| 2. Curtis Perry (1966-70)..... | 1667 |
| 3. Chuck Williams (1967-71)..... | 1581 |
| 4. Kyle Weems (2008-12)..... | 1550 |
| 5. Johnny Murdock (1991-94)..... | 1522 |
| 6. Danny Bolden (1963-67)..... | 1461 |
| 7. Jimmie Dull (1974-78)..... | 1375 |
| 8. Jim Gant (1962-66)..... | 1305 |
| 9. Blake Ahearn (2003-07)..... | 1142 |
| 10. Kevin Ault (1996-2000)..... | 1123 |

Field Goal Percentage (min. 50g & 2.0 FG/game)

| | |
|-------------------------------------|------|
| 1. Lee Campbell (1988-90)..... | 680 |
| 2. Kelby Stuckey (1985-89)..... | 610 |
| 3. David Brewer (1986-91)..... | 601 |
| 4. Stan Worthy (1986-88)..... | 599 |
| 5. Eric Gray (1982-84)..... | 595 |
| 6. Randy Stange (1983-85)..... | 564 |
| 7. Greg Bell (1985-87)..... | 557 |
| 8. Mike Wallace (2000-02)..... | 5564 |
| 9. Ron Bruton (1998-2000)..... | 5555 |
| 10. John Paul Nelson (1996-98)..... | 550 |

Three-Point Field Goals

| | |
|---|------------|
| 1. Blake Ahearn (2003-07)..... | 276 |
| 2. Johnny Murdock (1991-95)..... | 266 |
| 3. Kevin Ault (1996-2000)..... | 254 |
| 4. Kyle Weems (2008-12)..... | 254 |
| 5. Adam Leonard (2009-11)..... | 189 |
| 6. Austin Ruder (2013-17)..... | 173 |
| 7. Spencer Laurie (2006-09)..... | 148 |
| 8. Ben Kandlbinder (1994-98)..... | 142 |
| 9. Tyler Chaney (2003-07)..... | 114 |
| 10. Ryan Kreklow (2015-pres.)..... | 113 |

Three-Point Field Goal Attempts

| | |
|---|------------|
| 1. Johnny Murdock (1991-95)..... | 720 |
| 2. Blake Ahearn (2003-07)..... | 676 |
| 3. Kevin Ault (1996-2000)..... | 665 |
| 4. Kyle Weems (2008-12)..... | 641 |
| 5. Adam Leonard (2009-11)..... | 495 |
| 6. Austin Ruder (2013-17)..... | 476 |
| 7. Ben Kandlbinder (1994-98)..... | 404 |
| Spencer Laurie (2006-09)..... | 404 |
| 9. Dequan Miller (2015-17)..... | 335 |
| 10. Tyler Chaney (2003-07)..... | 326 |
| --- Ryan Kreklow (2015-pres.)..... | 324 |

Three-Point Field Goal Pct. (min. 0.75 3pt./game)

| | |
|-----------------------------------|-----|
| 1. Winston Garland (1986-87)..... | 504 |
| 2. Jason Gilbert (2001-03)..... | 446 |
| 3. Josh Hotz (1995-97)..... | 429 |
| 4. Daniel Novak (2000-02)..... | 420 |
| 5. Deke Thompson (2004-06)..... | 414 |
| 6. Coleco Buie (1995-97)..... | 409 |
| 7. Blake Ahearn (2003-07)..... | 408 |
| 8. Dale Lamberth (2005-08)..... | 406 |
| 9. Robert Yanders (2000-02)..... | 395 |
| 10. Allen Phillips (1998-00)..... | 386 |

Personal Fouls

| | |
|-------------------------------------|-----|
| 1. Kyle Weems (2008-12)..... | 382 |
| 2. Clint Thomas (1991-95)..... | 338 |
| 3. Tamar Maclin (2001-05)..... | 327 |
| 4. Drew Richards (2005-08)..... | 325 |
| 5. William Fontleroy (1996-00)..... | 323 |
| 6. Deven Mitchell (2003-08)..... | 315 |
| 7. Jerry Anderson (1951-55)..... | 302 |
| 8. Anthony Boggs (1980-84)..... | 300 |
| 9. Ben Kandlbinder (1994-98)..... | 298 |
| 10. Jimmie Dull (1974-78)..... | 295 |

PF Disqualifications

| | |
|-------------------------------------|----|
| 1. Jimmie Dull (1974-78)..... | 19 |
| 2. Jerry Kirksey (1958-61)..... | 15 |
| Kyle Weems (2008-12)..... | 15 |
| 4. Kelby Stuckey (1985-89)..... | 14 |
| 5. Scott Hawk (1974-78)..... | 13 |
| 6. Scott Brakebill (1998-2002)..... | 13 |
| 7. Ed Liliensiek (1977-81)..... | 12 |
| Christian Kirk (2011-15)..... | 12 |
| 9. Five players with..... | 11 |

Free Throws

| | |
|---------------------------------|-----|
| 1. Danny Moore (1996-99)..... | 538 |
| 2. Blake Ahearn (2003-07)..... | 435 |
| 3. Danny Bolden (1963-67)..... | 414 |
| 4. Kelby Stuckey (1985-89)..... | 378 |
| 5. Nathan Bilyeu (2003-07)..... | 351 |

| | |
|----------------------------------|-----|
| 6. Gene Ruble (1946-50)..... | 342 |
| 7. Deven Mitchell (2003-08)..... | 335 |
| 8. Johnny Murdock (1991-95)..... | 322 |
| 9. Jerry Anderson (1951-55)..... | 320 |
| 10. Jerry Kirksey (1958-61)..... | 319 |

Free Throw Attempts

| | |
|---------------------------------------|-----|
| 1. Danny Moore (1996-99)..... | 685 |
| 2. Danny Bolden (1963-67)..... | 597 |
| 3. Kelby Stuckey (85-89)..... | 550 |
| 4. William Fontleroy (1996-2000)..... | 490 |
| 5. Curtis Perry (1966-70)..... | 488 |
| 6. Jerry Anderson (1951-55)..... | 487 |
| 7. Nathan Bilyeu (2003-07)..... | 485 |
| 8. Blake Ahearn (2003-07)..... | 460 |
| 9. Johnny Murdock (1991-95)..... | 445 |
| 10. Darryl Reid (1989-91)..... | 422 |

Free Throw Percentage (min. 50g & 1.5 FT/game)

| | |
|------------------------------------|------|
| 1. Blake Ahearn (2003-06)..... | 947 |
| 2. Randy Stange (1983-85)..... | 855 |
| 3. Kevin Ault (1996-2000)..... | 843 |
| 4. Mark Lance (1980-82)..... | 8390 |
| 5. Kellen Easley (2002-06)..... | 8387 |
| 6. Robert Yanders (2000-02)..... | 835 |
| 7. Clay Holt (1986-88)..... | 831 |
| 8. Jermaine Mallett (2009-11)..... | 828 |
| 9. Jerry Stockard (1958-61)..... | 825 |
| 10. Marcus Marshall (2012-15)..... | 822 |

Assists


| | |
|---------------------------------------|-----|
| 1. Randy Towse (1974-79)..... | 507 |
| 2. William Fontleroy (1996-2000)..... | 471 |
| 3. Arnold Bernard (1989-91)..... | 456 |
| 4. Andy Newton (1973-76)..... | 444 |
| 5. Brian Smith (1981-85)..... | 435 |
| 6. Basil Robinson (1982-87)..... | 391 |
| 7. Anthony Boggs (1980-84)..... | 377 |
| 8. Daryl Garrison (1971-75)..... | 374 |
| 9. Dorrin Williams (2012-16)..... | 373 |
| 10. Johnny Murdock (1991-95)..... | 367 |

Assists Per Game

| | |
|-----------------------------------|-----|
| 1. Arnold Bernard (1989-91)..... | 7.2 |
| 2. Randy Towse (1974-79)..... | 6.4 |
| 3. Andy Newton (1973-76)..... | 5.4 |
| 4. Doug Lewis (1987-89)..... | 5.0 |
| 5. Brian Smith (1981-85)..... | 4.5 |
| 6. Winston Garland (1985-87)..... | 4.4 |
| 7. Randy Magers (1970-74)..... | 4.1 |
| 8. Mark Lance (1980-82)..... | 4.0 |
| 9. Jackie Crawford (1991-93)..... | 3.9 |
| 10. Terrance McGee (2001-03)..... | 3.7 |

Assist-to-Turnover Ratio

| | |
|-------------------------------------|------|
| 1. Randy Towse (1974-79)..... | 3.73 |
| 2. Brian Smith (1981-85)..... | 3.00 |
| 3. Michael Bizoukas (2011-12)..... | 2.95 |
| 4. Wes Dunn (1978-80)..... | 2.51 |
| 5. Basil Robinson (1982-87)..... | 2.40 |
| 6. Dougl Lewis (1987-89)..... | 2.38 |
| 7. Justin Fuehrmeyer (2005-08)..... | 2.23 |



24 - Alize Johnson

6-9 ♦ 212 ♦ Senior ♦ Forward ♦ Communication Studies

Williamsport, Pennsylvania ♦ St. John Neumann High ♦ Frank Phillips (Texas) College



Career Highs

Points

30, vs. Indiana State, 12/31/16

Rebounds

21, at Drake, 2/18/17

Field Goals

10, vs. Indiana State, 12/31/16

10, vs. Southern Illinois, 11/27/18

Field Goal Attempts

21, vs. North Dakota State, 11/17/17

Three-Pointers

5, vs. Loyola, 12/22/17

5, at Indiana State, 2/6/18

Three-Point Attempts

10, vs. Loyola, 12/22/17

Free Throws

11, at Drake, 2/18/17

Free Throw Attempts

15, vs. Indiana State, 12/31/16

Assists

7, vs. Wichita State, 3/4/17

7, vs. Evansville, 2/10/18

Blocked Shots

4, at Indiana State, 2/6/18

Steals

3, vs. North Dakota State, 11/27/16

Minutes

42, at Southern Illinois, 2/14/18

Career Misc.

| | |
|---------------------------|----|
| Leading MSU in Scoring | 34 |
| Leading MSU in Rebounding | 51 |
| Leading MSU in Assists | 20 |
| Double-Figure Points | 50 |
| Double-Figure Rebounds | 43 |
| Double-Doubles | 37 |
| Dunks | 13 |
| 20-Point Games | 19 |
| 30-Point Games | 1 |
| 20-Rebound Games | 4 |
| Charges Drawn | 16 |

2017-18

Recorded 20th double-double of season with 22 points and 19 rebounds in MVC Tournament win over Valparaiso (3/1/18) with 8 offensive boards ... Set JQH season rebounding record (196) on final home date with 11 boards vs. Bradley (2/21/18) ... Registered 14 points and 16 rebounds in home loss to Drake (2/18/18) for his 19th double-double ... Notched 15 points and game-highs 16 rebounds and 5 assists at Southern Illinois (2/14/18) ... Eclipsed 900 career points vs. Evansville (2/10/18) with 7 assists ... Logged 28 points with career-high 5 3-pointers and 4 blocks at Indiana State (2/6/18) en route to being named MVC Player of the Week on 2/12/18 ... Produced 12 points, 10 rebounds vs. Illinois State (1/30/18) ... Came within one point of a career high with 29 points and 12 rebounds in home loss to SIU (1/27/18) with 4 assists ... Snagged 11 boards at Drake (1/20/18) ... Led club with 21 points and 14 rebounds in home win over Valparaiso (1/17/18) for his 8th straight double-double ... Earned MVC Player of Week honors on Jan. 15 for second time of the season ... Notched 21 points and 16 rebounds in home win over Indiana State (1/14/18) with a pair of assists ... Posted 16 points and 14 rebounds at Evansville (1/10/18) ... Logged 16 points and 12 boards at Illinois State (1/7/18) ... Produced his second 20-20 game and 10th double-double effort of the year in win over UNI (1/4/18) with 24 points, 20 rebounds and career-high 2 blocks ... Had 11 points and game-high 12 rebounds in win at Valparaiso (12/31/17) ... Earned MVC Player of Week on 12/26/17 for third time in his career after averaging 18.0 points, 12.5 rebounds and 3.0 assists in 2-0 week ... Went 5-for-10 from 3-point range for 24 points and 11 rebounds in win over Loyola (12/22/17) in Valley opener ... Had 12 points and 14 boards in win over Wright State (12/19/17) with game-high 4 assists ... Went 3-for-5 from three with team-highs 17 points and 12 rebounds in home win over Hampton (12/8/17) ... Posted fifth double-double in 10 games with 21 points and 10 rebounds in road win at North Dakota State (12/4/17) ... Knocked down three first-half treys and finished with game highs 20 points and 14 rebounds in win over South Dakota State (12/2/17) at Sanford Pentagon ... Led Bears in scoring (14), rebounds (8) and assists (4) in win over FAU (11/22/17) in Estero, Florida ... Scored game-winning layup with 12 seconds to go to lift Bears over Manhattan (11/21/17) and posted game-high 17 points ... Collected his third straight double-double with 17 points, 14 rebounds and team-high 4 assists vs. Georgia Southern (11/20/17) in the Gulf Coast Showcase opener with a 7-for-8 day at the line ... Posted just the second 20-20 game in the NCAA this season with a 23-point, 20-rebound effort against North Dakota State (11/17/17) ... Logged first double-double of the year in home win over Southern University (11/15/17) with 14 rebounds and 10 points with game-high 5 assists ... Had 13 points and 8 rebounds in season opener at Western Kentucky (11/10/17) ... 2017 Preseason Valley Player of the Year ... Named to Karl Malone Award Watch List, Naismith Award Watch List, and Lou Henson Award Watch List in preseason ... Declared for 2017 NBA Draft to go through pre-draft workouts and ultimately earned workout with Boston Celtics ... Also played in Adidas Nations event in Houston in August, earning Most Valuable Player and All-Tournament honors as one of 36 college counselors at the premier evaluation camp ... 2017 MVC Newcomer of the Year and All-MVC first-team pick.

2017-18 Game by Game

| Date | Opponent | GS | Min | FG-A | Pct | 3FG-A | Pct | FT-A | Pct | OR-DR | Reb | Avg | PF-D | A | TO | BS | ST | Pts |
|-------|--------------------|----|-----|-------|------|-------|------|------|-------|-------|-----|------|------|---|----|----|----|-----|
| 11/10 | at Western Ky. | * | 14 | 4-8 | .500 | 1-3 | .333 | 4-7 | .571 | 1-7 | 8 | 8.0 | 4-0 | 2 | 1 | 0 | 0 | 13 |
| 11/15 | Southern U. | * | 22 | 3-8 | .375 | 0-3 | .000 | 4-6 | .667 | 5-9 | 14 | 11.0 | 3-0 | 5 | 0 | 0 | 0 | 10 |
| 11/17 | North Dakota St. | * | 26 | 8-21 | .381 | 0-2 | .000 | 7-10 | .700 | 7-13 | 20 | 14.0 | 4-0 | 0 | 0 | 0 | 1 | 23 |
| 11/20 | vs. Ga Southern # | * | 35 | 5-12 | .417 | 0-5 | .000 | 7-8 | .875 | 5-9 | 14 | 14.0 | 0-0 | 4 | 3 | 1 | 0 | 17 |
| 11/21 | vs. Manhattan# | * | 32 | 5-10 | .500 | 0-2 | .000 | 7-7 | 1.000 | 2-3 | 5 | 12.2 | 4-0 | 1 | 4 | 0 | 0 | 17 |
| 11/22 | vs. FAU# | * | 32 | 6-14 | .429 | 0-3 | .000 | 2-3 | .667 | 3-5 | 8 | 11.5 | 2-0 | 4 | 4 | 0 | 1 | 14 |
| 11/24 | Evangel | * | 19 | 4-8 | .500 | 1-3 | .333 | 0-0 | .000 | 1-5 | 6 | 10.7 | 1-0 | 3 | 0 | 0 | 1 | 9 |
| 11/28 | Colorado State | * | 24 | 0-7 | .000 | 0-5 | .000 | 0-0 | .000 | 0-4 | 4 | 9.9 | 4-0 | 1 | 4 | 1 | 0 | 0 |
| 12/2 | vs. S. Dakota St. | * | 36 | 8-17 | .471 | 3-9 | .333 | 1-2 | .500 | 2-12 | 14 | 10.3 | 2-0 | 2 | 0 | 0 | 0 | 20 |
| 12/4 | at N. Dakota St. | * | 32 | 9-16 | .563 | 2-4 | .500 | 1-1 | 1.000 | 3-7 | 10 | 10.3 | 2-0 | 2 | 3 | 0 | 0 | 21 |
| 12/8 | Hampton | * | 28 | 6-10 | .600 | 3-5 | .600 | 2-2 | 1.000 | 5-7 | 12 | 10.5 | 1-0 | 2 | 2 | 0 | 0 | 17 |
| 12/10 | at Oral Roberts | * | 34 | 3-13 | .231 | 1-6 | .167 | 2-2 | 1.000 | 1-6 | 7 | 10.2 | 2-0 | 2 | 3 | 1 | 0 | 9 |
| 12/19 | Wright State | * | 29 | 5-9 | .556 | 0-2 | .000 | 2-3 | .667 | 2-12 | 14 | 10.5 | 2-0 | 4 | 4 | 0 | 0 | 12 |
| 12/22 | Loyola* | * | 36 | 8-19 | .421 | 5-10 | .500 | 3-6 | .500 | 3-8 | 11 | 10.5 | 1-0 | 2 | 2 | 0 | 1 | 24 |
| 12/31 | at Valparaiso* | * | 26 | 3-8 | .375 | 1-4 | .250 | 4-4 | 1.000 | 2-10 | 12 | 10.6 | 2-0 | 4 | 2 | 0 | 1 | 11 |
| 1/4 | UNI* | * | 33 | 8-19 | .421 | 0-3 | .000 | 8-10 | .800 | 6-14 | 20 | 11.2 | 1-0 | 1 | 3 | 2 | 0 | 24 |
| 1/7 | at Illinois State* | * | 32 | 6-12 | .500 | 3-7 | .429 | 1-1 | 1.000 | 3-9 | 12 | 11.2 | 1-0 | 2 | 6 | 0 | 1 | 16 |
| 1/10 | at Evansville* | * | 33 | 6-16 | .375 | 2-8 | .250 | 2-2 | 1.000 | 4-10 | 14 | 11.4 | 0-0 | 0 | 2 | 0 | 1 | 16 |
| 1/14 | Indiana State* | * | 34 | 7-11 | .636 | 2-5 | .400 | 5-7 | .714 | 5-11 | 16 | 11.6 | 2-0 | 2 | 1 | 0 | 0 | 21 |
| 1/17 | Valparaiso* | * | 32 | 9-14 | .643 | 3-6 | .500 | 3-6 | .500 | 5-12 | 17 | 11.9 | 2-0 | 2 | 3 | 1 | 1 | 24 |
| 1/20 | at Drake* | * | 30 | 0-9 | .000 | 0-2 | .000 | 2-2 | 1.000 | 3-8 | 11 | 11.9 | 2-0 | 1 | 0 | 1 | 0 | 2 |
| 1/23 | at Bradley* | * | 15 | 2-5 | .400 | 0-2 | .000 | 3-5 | .600 | 3-2 | 5 | 11.5 | 3-0 | 0 | 2 | 0 | 0 | 7 |
| 1/27 | Southern Ill.* | * | 39 | 10-19 | .526 | 3-7 | .429 | 6-6 | 1.000 | 2-10 | 12 | 11.6 | 2-0 | 4 | 1 | 1 | 1 | 29 |
| 1/30 | Illinois State* | * | 32 | 4-14 | .286 | 1-5 | .200 | 3-5 | .600 | 3-7 | 10 | 11.5 | 0-0 | 1 | 2 | 0 | 2 | 12 |
| 2/3 | at Loyola* | * | 34 | 4-9 | .444 | 1-3 | .333 | 5-8 | .625 | 2-7 | 9 | 11.4 | 2-0 | 5 | 2 | 1 | 1 | 14 |
| 2/6 | at Indiana State* | * | 36 | 9-15 | .600 | 5-9 | .556 | 5-6 | .833 | 3-5 | 8 | 11.3 | 2-0 | 5 | 1 | 4 | 2 | 28 |
| 2/10 | Evansville* | * | 33 | 2-7 | .286 | 0-4 | .000 | 7-7 | 1.000 | 3-10 | 13 | 11.3 | 2-0 | 7 | 1 | 0 | 1 | 11 |
| 2/14 | at Southern Ill.* | * | 42 | 5-12 | .417 | 1-3 | .333 | 4-5 | .800 | 5-11 | 16 | 11.5 | 4-0 | 5 | 4 | 0 | 0 | 15 |
| 2/18 | Drake* | * | 36 | 6-15 | .400 | 1-5 | .200 | 1-3 | .333 | 3-13 | 16 | 11.7 | 2-0 | 0 | 2 | 0 | 0 | 14 |
| 2/21 | Bradley* | * | 34 | 2-9 | .222 | 0-2 | .000 | 2-2 | 1.000 | 1-10 | 11 | 11.6 | 3-0 | 6 | 2 | 0 | 0 | 6 |
| 2/24 | at UNI* | * | 35 | 4-10 | .400 | 1-4 | .250 | 2-2 | 1.000 | 1-4 | 5 | 11.4 | 3-0 | 5 | 4 | 0 | 0 | 11 |
| 3/1 | vs. Valparaiso \$ | * | 36 | 8-18 | .444 | 1-3 | .333 | 5-7 | .714 | 8-11 | 19 | 11.7 | 2-0 | 6 | 2 | 0 | 0 | 22 |
| 3/2 | vs. Southern Ill.* | | | | | | | | | | | | | | | | | |

Alize Johnson Career Statistics

| Year | G-GS | Min | FG-A | Pct | 3FG-A | Pct | FT-A | Pct | OR-DR | Reb | Avg | PF-D | A | TO | BS | ST | Pts | Avg |
|--------------|--------------|-------------|----------------|-------------|---------------|-------------|----------------|-------------|----------------|------------|-------------|--------------|------------|------------|-----------|-----------|------------|-------------|
| 2016-17 | 33-33 | 997 | 169-346 | .488 | 40-103 | .388 | 109-161 | .677 | 110-241 | 351 | 10.6 | 83-1 | 63 | 76 | 6 | 20 | 487 | 14.8 |
| 2017-18 | 32-32 | 991 | 169-394 | .429 | 41-144 | .285 | 110-145 | .759 | 102-271 | 373 | 11.7 | 67-0 | 90 | 70 | 13 | 15 | 489 | 15.3 |
| Total | 65-65 | 1988 | 338-740 | .457 | 81-247 | .328 | 219-306 | .716 | 212-512 | 724 | 11.1 | 150-1 | 153 | 146 | 19 | 35 | 976 | 15.0 |

Alize Johnson Career MVC-Only Statistics

| Year | G-GS | Min | FG-A | Pct | 3FG-A | Pct | FT-A | Pct | OR-DR | Reb | Avg | PF-D | A | TO | BS | ST | Pts | Avg |
|--------------|--------------|-------------|----------------|-------------|---------------|-------------|----------------|-------------|----------------|------------|-------------|-------------|-----------|-----------|-----------|-----------|------------|-------------|
| 2016-17 | 18-18 | 587 | 91-204 | .446 | 23-61 | .377 | 75-107 | .701 | 61-146 | 207 | 11.5 | 48-0 | 31 | 43 | 4 | 8 | 280 | 15.6 |
| 2017-18 | 18-18 | 592 | 95-223 | .426 | 29-89 | .326 | 66-87 | .759 | 57-161 | 218 | 12.1 | 34-0 | 52 | 40 | 10 | 12 | 285 | 15.8 |
| Total | 36-36 | 1179 | 186-427 | .436 | 52-150 | .347 | 141-194 | .727 | 118-307 | 425 | 11.8 | 82-0 | 83 | 83 | 14 | 20 | 565 | 15.7 |

ALL-MVC 1st Team



15 - Jarrid Rhodes

6-6 ♦ 185 ♦ Senior ♦ Forward ♦ Sport & Park Administration
Palmetto, Florida ♦ Palmetto High ♦ Northern Oklahoma Tonkawa College



Career Highs

Points

21, at Southern Illinois, 2/14/18

Rebounds

11, vs. Chicago State, 12/19/16

Field Goals

7, at Illinois State, 1/4/17

7, at Southern Illinois, 2/14/18

7, vs. Bradley, 2/21/18

Field Goal Attempts

16, at Illinois State, 1/4/17

Three-Pointers

5, done 3 times, last at SIU, 2/14/18

Three-Point Attempts

9, done 5 times, last vs. BU, 2/21/18

Free Throws

4, done 4x, last at Loyola, 2/3/18

Free Throw Attempts

5, vs. Colorado State, 11/28/17

Assists

5, vs. Manhattan, 11/21/17

Blocked Shots

2, at Loyola, 1/15/17

Steals

2, done 3x, last at Drake, 1/20/18

Minutes

43, at Southern Illinois, 2/14/18

Career Misc.

| | |
|---------------------------|----|
| Leading MSU in Scoring | 8 |
| Leading MSU in Rebounding | 3 |
| Leading MSU in Assists | 4 |
| Double-Figure Points | 29 |
| Double-Figure Rebounds | 1 |
| Double-Figure Assists | 0 |
| Double-Doubles | 0 |
| Dunks | 7 |
| 20-Point Games | 3 |
| Charges Drawn | 2 |

2017-18

Recorded 20 points in MVC Tournament win over Valparaiso (3/1/18) with 4-of-6 from 3-point range ... Finished career 43-of-45 (.956) at the FT line in Valley games ... Scored 11 points in regular-season finale at UNI (2/24/18) ... Posted just the second 20-point effort of his career on Senior Night vs. Bradley (2/21/18), knocking down 4 treys and dishing out 4 assists ... Notched career-high 21 points at Southern Illinois (2/14/18) with 5 3-pointers and 43 minutes ... Dropped 11 points and 6 rebounds on Evansville (2/10/18) in home win with a pair of assists ... Produced 11 points and 5 rebounds in win at Indiana State (2/6/18) ... Logged his fourth double-figure scoring effort in five games with 11 points at Loyola (2/3/18), including a 4-for-4 mark at the foul line ... Scored in double figures for third straight game with 17 points vs. Southern Illinois (1/27/18) with 3 treys ... Shared club lead in scoring with 15 points at Drake (1/20/18) and 10 points at Bradley (1/23/18) ... Knocked down a 3-pointer in 6th straight game in win over Valparaiso (1/17/18) with 6 rebounds and team-high 3 assists ... Was 3-for-4 from long range at Evansville (1/10/18) with 5 rebounds ... Went 3-for-6 from 3-point range in win over UNI (1/4/18) ... Posted game-high 15 points in road win at Valparaiso (12/31/17) with career-best 5 3-pointers ... Went 3-for-4 from 3-point range and posted 12 points in win over Wright State (12/19/17) ... Led club with 14 points and tallied 5 rebounds at Oral Roberts (12/10/17) ... Logged third straight double-figure scoring game with 10 points in win over Hampton (12/8/17) ... Posted 11 points in win at North Dakota State (12/4/17) with 5 boards ... Went 4-for-4 from 3-point range with 3 assists and a drawn charge in win over South Dakota State (12/2/17) ... Posted 9 points and 5 rebounds and set a career high with 5 FTA in win over Colorado State (11/28/17) ... Shared team-high scoring honors in Gulf Coast Showcase finale against Florida Atlantic (11/22/17) with 5 rebounds, 3 assists and three 3-pointers ... Logged career-high 5 assists and team-high 7 rebounds in win over Manhattan (11/21/17) at Gulf Coast event ... Had 11 points and a dunk in opener of Gulf Coast Showcase (11/20/17) vs. Georgia Southern ... Logged 13 points in home opener against Southern (11/15/17) on 5-of-10 shooting with 3 treys ... Had game-high and career-high 4 assists in season opener at Western Kentucky (11/10/17) with 7 points ... Made 72.7 percent of his free throws and 38.9 percent of his threes his junior season with 27 starts last season ... His 3-point shooting percentage (.389) was second on the club last season.

2017-18 Game by Game

| Date | Opponent | GS | Min | FG-A | Pct | 3FG-A | Pct | FT-A | Pct | OR-DR | Reb | Avg | PF-D | A | TO | BS | ST | Pts |
|-------|----------------------|----|-----|------|------|-------|-------|------|-------|-------|-----|-----|------|---|----|----|----|-----|
| 11/10 | at Western Ky. | * | 36 | 2-5 | .400 | 1-2 | .500 | 2-2 | 1.000 | 1-3 | 4 | 4.0 | 4-0 | 4 | 3 | 0 | 0 | 7 |
| 11/15 | Southern U. | * | 25 | 5-10 | .500 | 3-5 | .600 | 0-0 | .000 | 1-2 | 3 | 3.5 | 1-0 | 1 | 1 | 0 | 0 | 13 |
| 11/17 | North Dakota St. | * | 33 | 1-11 | .091 | 0-5 | .000 | 0-0 | .000 | 1-6 | 7 | 4.7 | 2-0 | 0 | 1 | 0 | 2 | 2 |
| 11/20 | vs. Ga Southern # | * | 27 | 5-11 | .455 | 1-11 | .091 | 0-0 | .000 | 2-3 | 5 | 4.8 | 1-0 | 1 | 3 | 0 | 0 | 11 |
| 11/21 | vs. Manhattan# | * | 22 | 0-3 | .000 | 0-2 | .000 | 0-0 | .000 | 2-5 | 7 | 5.2 | 1-0 | 5 | 0 | 0 | 1 | 0 |
| 11/22 | vs. FAU# | * | 27 | 5-9 | .556 | 3-5 | .600 | 1-1 | 1.000 | 1-4 | 5 | 5.2 | 2-0 | 3 | 0 | 0 | 0 | 14 |
| 11/24 | Evangel | * | 23 | 2-6 | .333 | 0-3 | .000 | 0-0 | .000 | 1-2 | 3 | 4.9 | 2-0 | 1 | 1 | 1 | 1 | 4 |
| 11/28 | Colorado State | * | 22 | 2-6 | .333 | 2-6 | .333 | 3-5 | .600 | 0-5 | 5 | 4.9 | 4-0 | 0 | 1 | 0 | 0 | 9 |
| 12/2 | vs. S. Dakota St. | * | 25 | 4-5 | .800 | 4-4 | 1.000 | 0-0 | .000 | 0-1 | 1 | 4.4 | 0-0 | 3 | 0 | 0 | 0 | 12 |
| 12/4 | at N. Dakota St. | * | 31 | 4-7 | .571 | 2-5 | .400 | 1-2 | .500 | 2-3 | 5 | 4.5 | 2-0 | 0 | 1 | 1 | 0 | 11 |
| 12/8 | Hampton | * | 28 | 4-8 | .500 | 2-3 | .667 | 0-0 | .000 | 0-4 | 4 | 4.5 | 2-0 | 2 | 1 | 0 | 2 | 10 |
| 12/10 | at Oral Roberts | * | 36 | 6-14 | .429 | 2-9 | .222 | 0-0 | .000 | 3-2 | 5 | 4.5 | 2-0 | 2 | 1 | 0 | 1 | 14 |
| 12/19 | Wright State | * | 35 | 4-9 | .444 | 3-4 | .750 | 1-2 | .500 | 1-5 | 6 | 4.6 | 0-0 | 1 | 1 | 0 | 1 | 12 |
| 12/22 | Loyola* | * | 21 | 1-3 | .333 | 0-1 | .000 | 0-0 | .000 | 0-3 | 3 | 4.5 | 1-0 | 1 | 0 | 0 | 0 | 2 |
| 12/31 | at Valparaiso* | * | 28 | 5-9 | .556 | 5-9 | .556 | 0-0 | .000 | 0-1 | 1 | 4.3 | 4-0 | 0 | 0 | 1 | 1 | 15 |
| 1/4 | UNI* | * | 35 | 3-7 | .429 | 3-6 | .500 | 0-0 | .000 | 1-1 | 2 | 4.1 | 1-0 | 0 | 0 | 0 | 1 | 9 |
| 1/7 | at Illinois State* | * | 34 | 4-8 | .500 | 1-5 | .200 | 0-0 | .000 | 0-1 | 1 | 3.9 | 3-0 | 2 | 0 | 0 | 1 | 9 |
| 1/10 | at Evansville* | * | 25 | 3-6 | .500 | 3-4 | .750 | 1-1 | 1.000 | 1-4 | 5 | 4.0 | 3-0 | 1 | 2 | 0 | 1 | 10 |
| 1/14 | Indiana State* | * | 27 | 2-5 | .400 | 1-3 | .333 | 1-1 | 1.000 | 1-2 | 3 | 3.9 | 3-0 | 0 | 2 | 1 | 1 | 6 |
| 1/17 | Valparaiso* | * | 32 | 2-6 | .333 | 1-4 | .250 | 0-0 | .000 | 3-3 | 6 | 4.1 | 2-0 | 3 | 1 | 0 | 1 | 5 |
| 1/20 | at Drake* | * | 29 | 6-12 | .500 | 3-5 | .600 | 0-0 | .000 | 4-4 | 8 | 4.2 | 3-0 | 0 | 2 | 0 | 2 | 15 |
| 1/23 | at Bradley* | * | 28 | 3-9 | .333 | 2-6 | .333 | 2-2 | 1.000 | 1-3 | 4 | 4.2 | 1-0 | 0 | 0 | 0 | 0 | 10 |
| 1/27 | Southern Ill.* | * | 34 | 5-11 | .455 | 3-8 | .375 | 4-4 | 1.000 | 1-1 | 2 | 4.1 | 1-0 | 1 | 1 | 0 | 0 | 17 |
| 1/30 | Illinois State* | * | 27 | 2-5 | .400 | 0-3 | .000 | 3-4 | .750 | 2-1 | 3 | 4.1 | 1-0 | 1 | 2 | 0 | 0 | 7 |
| 2/3 | at Loyola* | * | 37 | 3-8 | .375 | 1-4 | .250 | 4-4 | 1.000 | 0-2 | 2 | 4.0 | 3-0 | 2 | 0 | 0 | 0 | 11 |
| 2/6 | at Indiana State* | * | 29 | 4-13 | .308 | 2-8 | .250 | 1-1 | 1.000 | 1-4 | 5 | 4.0 | 2-0 | 2 | 2 | 1 | 1 | 11 |
| 2/10 | Evansville* | * | 31 | 4-9 | .444 | 0-3 | .000 | 3-3 | 1.000 | 3-3 | 6 | 4.1 | 1-0 | 2 | 2 | 0 | 1 | 11 |
| 2/14 | at Southern Ill.* | * | 43 | 7-13 | .539 | 5-9 | .556 | 2-2 | 1.000 | 0-4 | 4 | 4.1 | 1-0 | 1 | 2 | 0 | 0 | 21 |
| 2/18 | Drake* | * | 31 | 3-10 | .300 | 1-5 | .200 | 0-0 | .000 | 2-3 | 5 | 4.2 | 1-0 | 1 | 0 | 0 | 0 | 7 |
| 2/21 | Bradley* | * | 36 | 7-13 | .539 | 4-9 | .444 | 2-2 | 1.000 | 0-1 | 1 | 4.1 | 2-0 | 4 | 2 | 0 | 0 | 20 |
| 2/24 | at UNI* | * | 38 | 4-12 | .333 | 1-4 | .250 | 2-2 | 1.000 | 2-2 | 4 | 4.1 | 1-0 | 1 | 0 | 0 | 0 | 11 |
| 3/1 | vs. Valparaiso \$ | * | 35 | 6-10 | .600 | 4-6 | .667 | 4-4 | 1.000 | 1-5 | 6 | 4.1 | 3-0 | 1 | 1 | 1 | 0 | 20 |
| 3/2 | vs. Southern Ill. \$ | | | | | | | | | | | | | | | | | |

Jarrid Rhodes Career Statistics

| Year | G-GS | Min | FG-A | Pct | 3FG-A | Pct | FT-A | Pct | OR-DR | Reb | Avg | PF-D | A | TO | BS | ST | Pts | Avg |
|--------------|--------------|-------------|----------------|-------------|----------------|-------------|--------------|-------------|---------------|------------|------------|--------------|-----------|-----------|-----------|-----------|------------|------------|
| 2016-17 | 33-27 | 731 | 85-201 | .423 | 37-95 | .389 | 24-33 | .727 | 28-86 | 114 | 3.5 | 59-2 | 21 | 42 | 8 | 9 | 231 | 7.0 |
| 2017-18 | 32-32 | 970 | 118-273 | .432 | 63-159 | .396 | 37-42 | .881 | 39-93 | 132 | 4.1 | 60-0 | 46 | 33 | 6 | 18 | 336 | 10.5 |
| Total | 65-59 | 1701 | 203-474 | .428 | 100-254 | .394 | 61-75 | .813 | 67-179 | 246 | 3.8 | 119-2 | 67 | 75 | 14 | 27 | 567 | 8.7 |

Jarrid Rhodes Career MVC-Only Statistics

| Year | G-GS | Min | FG-A | Pct | 3FG-A | Pct | FT-A | Pct | OR-DR | Reb | Avg | PF-D | A | TO | BS | ST | Pts | Avg |
|--------------|--------------|-------------|----------------|-------------|---------------|-------------|--------------|-------------|--------------|------------|------------|-------------|-----------|-----------|----------|-----------|------------|------------|
| 2016-17 | 18-18 | 481 | 56-133 | .421 | 25-61 | .410 | 18-19 | .947 | 15-49 | 64 | 3.6 | 36-1 | 8 | 29 | 5 | 4 | 155 | 8.6 |
| 2017-18 | 18-18 | 565 | 68-159 | .428 | 36-96 | .375 | 25-26 | .962 | 23-43 | 66 | 3.7 | 34-0 | 22 | 18 | 3 | 10 | 197 | 10.9 |
| Total | 36-36 | 1046 | 124-292 | .425 | 61-157 | .389 | 43-45 | .956 | 38-92 | 130 | 3.6 | 70-1 | 30 | 47 | 8 | 14 | 352 | 9.8 |



14 - Ronnie Rousseau III



5-10 ♦ 163 ♦ Senior ♦ Guard ♦ Communication Studies
Cincinnati, Ohio ♦ Winton Woods High ♦ State Fair (Mo.) Community College

Career Highs

Points

21, vs. Valparaiso, 12/10/16

Rebounds

4, done 4x, last at NDSU, 12/4/17

Field Goals

8, vs. Fontbonne, 11/17/16

8, vs. Valparaiso, 12/10/16

Field Goal Attempts

16, at Air Force, 12/3/16

Three-Pointers

4, vs. Southern Illinois, 1/27/18

Three-Point Attempts

8, at Bradley, 1/23/18

Free Throws

6, vs. SE Missouri, 12/17/16

Free Throw Attempts

7, vs. SE Missouri, 12/17/16

Assists

7, vs. Jacksonville State, 11/13/16

Steals

3, vs. Valparaiso, 12/10/16

Minutes

36, vs. Valpo, 12/10/16

36, North Dakota State, 11/17/17

Career Misc.

Leading MSU in Scoring 4

Leading MSU in Rebounding 0

Leading MSU in Assists 10

Double-Figure Points 12

Double-Figure Rebounds 0

Double-Figure Assists 0

Double-Doubles 0

Dunks 0

20-Point Games 1

Charges Drawn 5

2017-18

Did not play vs. Drake (2/18/18) or Bradley (2/21/18) with flu symptoms ... Notched career-best 4 triples vs. Southern Illinois (1/27/18) and finished with 13 points and 2 steals ... Had team highs with 10 points and 4 assists at Bradley (1/23/18) with a pair of 3-pointers ... Notched 3 assists at Drake (1/20/18) ... Scored 7 points in return to starting rotation against Indiana State (1/14/18) ... Provided 9 points in reserve at Evansville (1/10/18) ... Broke out with season-high 16 points at Illinois State (1/7/16) with 3 treys and 2 assists ... Dished out 3 assists and drew a charge in win at Valparaiso (12/31/17) ... Played 55 combined minutes off the bench in wins over Wright State (12/19/17) and Loyola (12/22/17) ... Was a scratch for the game at Oral Roberts (12/10/17) ... Led club with 4 assists in win over Hampton (12/8/17) ... Had 8 points, 4 rebounds and a pair of 3-pointers off the bench in win at NDSU (12/4/17) ... Posted 3 assists and 3 rebounds in win over South Dakota State (12/2/17) ... Returned to action to notch 7 points and 4 assists in 18 minutes off the bench in win over Colorado State (11/28/17) ... Missed the Evangel game (11/24/17) with ankle injury ... Tallied 7 points in win over FAU (11/22/17) in finale of Gulf Coast Showcase ... Was 4-for-4 at the line with 8 points in win over Manhattan (11/21/17) at Gulf Coast Showcase ... Was 2-for-2 from 3-point range against Georgia Southern (11/20/17) in first round of Gulf Coast Showcase ... Had the team's only assist and sparked a 4-0 run in crunch time vs. North Dakota State (11/17/17) in career-high 36 minutes ... Had 8 points and 4 assists in win over Southern University (11/15/17) ... Knocked down a pair of 3-pointers and finished with 12 points in road win at Western Kentucky (11/10/17) ... Left team for personal reasons in January and missed MSU's last 18 contests, starting with the Illinois State game (1/4/17) ... Bears had an 11-4 record when he departed team in 2016-17.

2017-18 Game by Game

| Date | Opponent | GS | Min | FG-A | Pct | 3FG-A | Pct | FT-A | Pct | OR-DR | Reb | Ave | PF-D | A | TO | BS | ST | Pts |
|-------|--------------------|---------------------------------|-----|------|-------|-------|-------|------|-------|-------|-----|-----|------|---|----|----|----|-----|
| 11/10 | at Western Ky. | * | 28 | 5-8 | .625 | 2-3 | .667 | 0-0 | .000 | 1-0 | 1 | 1.0 | 3-0 | 1 | 2 | 0 | 0 | 12 |
| 11/15 | Southern U. | * | 23 | 3-5 | .600 | 1-1 | 1.000 | 1-2 | .500 | 0-2 | 2 | 1.5 | 2-0 | 4 | 0 | 0 | 2 | 8 |
| 11/17 | North Dakota St. | * | 36 | 2-7 | .286 | 0-4 | .000 | 1-2 | .500 | 0-0 | 0 | 1.0 | 2-0 | 1 | 2 | 0 | 0 | 5 |
| 11/20 | vs. Ga Southern # | * | 16 | 2-3 | .667 | 2-2 | 1.000 | 1-2 | .500 | 0-2 | 2 | 1.2 | 4-0 | 0 | 2 | 0 | 0 | 7 |
| 11/21 | vs. Manhattan# | * | 31 | 2-6 | .333 | 0-2 | .000 | 4-4 | 1.000 | 1-2 | 3 | 1.6 | 1-0 | 2 | 2 | 0 | 1 | 8 |
| 11/22 | vs. FAU# | * | 25 | 3-7 | .429 | 1-1 | 1.000 | 0-0 | .000 | 0-1 | 1 | 1.5 | 4-0 | 0 | 2 | 0 | 1 | 7 |
| 11/24 | Evangel | Did Not Play - Injury | | | | | | | | | | | | | | | | |
| 11/28 | Colorado State | | 18 | 2-4 | .500 | 1-2 | .500 | 2-2 | 1.000 | 0-1 | 1 | 1.4 | 0-0 | 4 | 3 | 0 | 1 | 7 |
| 12/2 | vs. S. Dakota St. | | 15 | 0-3 | .000 | 0-2 | .000 | 0-0 | .000 | 0-3 | 3 | 1.6 | 3-0 | 3 | 0 | 0 | 0 | 0 |
| 12/4 | at N. Dakota St. | | 29 | 3-6 | .500 | 2-3 | .667 | 0-0 | .000 | 0-4 | 4 | 1.9 | 0-0 | 2 | 1 | 0 | 0 | 8 |
| 12/8 | Hampton | | 18 | 1-3 | .333 | 1-1 | 1.000 | 0-0 | .000 | 1-2 | 3 | 2.0 | 2-0 | 4 | 1 | 0 | 0 | 3 |
| 12/10 | at Oral Roberts | Did Not Dress | | | | | | | | | | | | | | | | |
| 12/19 | Wright State | | 33 | 3-10 | .333 | 0-2 | .000 | 0-2 | .000 | 1-0 | 1 | 1.9 | 3-0 | 3 | 1 | 1 | 0 | 6 |
| 12/22 | Loyola* | | 22 | 0-3 | .000 | 0-1 | .000 | 2-2 | 1.000 | 1-1 | 2 | 1.9 | 3-0 | 0 | 2 | 0 | 1 | 2 |
| 12/31 | at Valparaiso* | | 27 | 1-9 | .111 | 0-6 | .000 | 0-1 | .000 | 1-1 | 2 | 1.9 | 2-0 | 3 | 0 | 0 | 0 | 2 |
| 1/4 | UNI* | | 24 | 1-2 | .500 | 1-1 | 1.000 | 0-2 | .000 | 0-1 | 1 | 1.9 | 1-0 | 2 | 1 | 0 | 0 | 3 |
| 1/7 | at Illinois State* | | 28 | 6-10 | .600 | 3-5 | .600 | 1-2 | .500 | 0-0 | 0 | 1.7 | 1-0 | 2 | 2 | 0 | 0 | 16 |
| 1/10 | at Evansville* | | 15 | 3-5 | .600 | 1-2 | .500 | 2-2 | 1.000 | 0-1 | 1 | 1.7 | 0-0 | 0 | 3 | 0 | 0 | 9 |
| 1/14 | Indiana State* | * | 29 | 3-11 | .273 | 0-3 | .000 | 1-4 | .250 | 0-2 | 2 | 1.7 | 3-0 | 0 | 0 | 0 | 0 | 7 |
| 1/17 | Valparaiso* | * | 25 | 2-6 | .333 | 0-3 | .000 | 0-1 | .000 | 0-1 | 1 | 1.7 | 0-0 | 0 | 2 | 0 | 0 | 4 |
| 1/20 | at Drake* | * | 16 | 0-4 | .000 | 0-3 | .000 | 0-0 | .000 | 0-2 | 2 | 1.7 | 2-0 | 3 | 3 | 0 | 0 | 0 |
| 1/23 | at Bradley* | * | 31 | 4-12 | .333 | 2-8 | .250 | 0-0 | .000 | 0-1 | 1 | 1.7 | 3-0 | 4 | 0 | 0 | 0 | 10 |
| 1/27 | Southern Ill.* | * | 31 | 4-8 | .500 | 4-6 | .667 | 4-4 | 1.000 | 1-1 | 2 | 1.7 | 3-0 | 1 | 1 | 0 | 0 | 17 |
| 1/30 | Illinois State* | * | 18 | 0-7 | .000 | 0-4 | .000 | 0-0 | .000 | 0-2 | 2 | 1.6 | 1-0 | 1 | 0 | 0 | 1 | 0 |
| 2/3 | at Loyola* | | 14 | 1-1 | 1.000 | 0-0 | .000 | 0-0 | .000 | 0-0 | 0 | 1.5 | 1-0 | 1 | 1 | 0 | 0 | 2 |
| 2/6 | at Indiana State* | | 15 | 0-5 | .000 | 0-4 | .000 | 0-0 | .000 | 0-1 | 1 | 1.5 | 0-0 | 1 | 1 | 0 | 1 | 0 |
| 2/10 | Evansville* | | 7 | 0-0 | .000 | 0-0 | .000 | 0-0 | .000 | 0-0 | 0 | 1.4 | 1-0 | 0 | 1 | 0 | 0 | 0 |
| 2/14 | at Southern Ill.* | | 3 | 0-0 | .000 | 0-0 | .000 | 0-0 | .000 | 0-0 | 0 | 1.4 | 2-0 | 0 | 0 | 0 | 0 | 0 |
| 2/18 | Drake* | Did Not Play - Flu | | | | | | | | | | | | | | | | |
| 2/21 | Bradley* | Did Not Play - Flu | | | | | | | | | | | | | | | | |
| 2/24 | at UNI* | Did Not Play - Coach's Decision | | | | | | | | | | | | | | | | |
| 3/1 | vs. Valparaiso\$ | Did Not Play - Coach's Decision | | | | | | | | | | | | | | | | |
| 3/2 | vs. Southern Ill. | \$ | | | | | | | | | | | | | | | | |

Ronnie Rousseau III Career Statistics

| Year | G-GS | Min | FG-A | Pct | 3FG-A | Pct | FT-A | Pct | OR-DR | Reb | Avg | PF-D | A | TO | BS | ST | Pts | Avg |
|--------------|--------------|------------|----------------|-------------|---------------|-------------|--------------|-------------|--------------|-----------|------------|-------------|-----------|-----------|----------|-----------|------------|------------|
| 2016-17 | 14-14 | 379 | 58-120 | .483 | 14-36 | .389 | 33-41 | .805 | 4-26 | 30 | 2.1 | 20-0 | 40 | 22 | 0 | 11 | 163 | 11.6 |
| 2017-18 | 26-12 | 577 | 51-145 | .352 | 21-69 | .304 | 16-30 | .533 | 6-30 | 36 | 1.4 | 47-0 | 41 | 32 | 1 | 10 | 139 | 5.3 |
| Total | 40-26 | 956 | 109-265 | .411 | 35-105 | .333 | 49-71 | .690 | 10-56 | 66 | 1.7 | 67-0 | 81 | 54 | 1 | 21 | 302 | 7.6 |

Ronnie Rousseau III Career MVC-Only Statistics

| Year | G-GS | Min | FG-A | Pct | 3FG-A | Pct | FT-A | Pct | OR-DR | Reb | Avg | PF-D | A | TO | BS | ST | Pts | Avg |
|--------------|-------------|------------|--------------|-------------|--------------|-------------|-------------|-------------|-------------|-----------|------------|-------------|-----------|-----------|----------|----------|-----------|------------|
| 2016-17 | 2-2 | 51 | 3-13 | .231 | 1-1 | 1.000 | 2-2 | 1.000 | 0-5 | 5 | 2.5 | 2-0 | 7 | 5 | 0 | 0 | 9 | 4.5 |
| 2016-17 | 15-6 | 305 | 25-83 | .301 | 11-46 | .239 | 7-16 | .438 | 2-13 | 15 | 1.0 | 23-0 | 17 | 16 | 0 | 5 | 68 | 4.5 |
| Total | 17-8 | 356 | 28-96 | .292 | 12-47 | .255 | 9-18 | .500 | 2-18 | 20 | 1.2 | 25-0 | 24 | 21 | 0 | 5 | 77 | 4.5 |



23 - J.T. Miller

6-3 ♦ 190 ♦ Senior ♦ Guard ♦ Sports Management (M.S.)
Clinton, North Carolina ♦ Mt. Zion Academy ♦ Howard University



Career Highs

Points

33, vs. Gwynedd-Mercy, 11/29/14

Rebounds

11, at Illinois State, 1/7/18

Field Goals

11, done 3x, last vs American, 12/3/16

Field Goal Attempts

19, at UMass, 11/14/15

19, vs. Savannah State, 1/28/17

Three-Pointers

4, vs. Delaware State, 1/12/15

Three-Point Attempts

7, done 3 times, last at B-CU, 2/6/17

Free Throws

9, done 3x, last vs. Coppin St, 3/6/17

Free Throw Attempts

15, vs. Gwynedd-Mercy, 11/29/14

Assists

7, vs. Morgan State, 3/9/17

Steals

6, vs. Gwynedd-Mercy, 11/29/14

6, vs. American U, 12/3/16

Minutes

41, vs. Gwynedd-Mercy, 11/29/14

Career Misc.

| | |
|---------------------------|----|
| Leading MSU in Scoring | 7 |
| Leading MSU in Rebounding | 1 |
| Leading MSU in Assists | 3 |
| Double-Figure Points | 60 |
| Double-Figure Rebounds | 1 |
| Double-Doubles | 1 |
| 20-Point Games | 10 |
| 30-Point Games | 3 |
| Dunks at MSU | 15 |
| Charges Drawn at MSU | 3 |

2017-18

Recorded 3 points, 4 rebounds and 3 assists off the bench in MVC Tournament win over Valparaiso (3/1/18) ... Shared team-high scoring honors with 14 points vs. Drake (2/18/18) on 7-of-14 shooting ... Posted game-high 16 points in win over Evansville (2/10/18) on 7-of-11 shooting ... Produced 6 straight points to help the Bears to a 9-0 lead in win at Indiana State (2/6/18) ... Scored 15 points at Loyola (2/3/18) on 6-of-11 shooting in first-ever MVC start ... Played 30 minutes off the bench and shared team-high scoring honors with 12 points vs. Illinois State (1/30/18) with 6 rebounds ... Went 5-for-11 from the field for 11 points off the bench at Drake (1/20/18) with a pair of assists ... Posted 6 points, 4 rebounds and 2 assists off the bench in win over Indiana State (1/14/18) ... Dished out 3 assists at Evansville (1/10/18) ... Posted 16 points and 11 rebounds off the bench at Illinois State (1/7/18) for his first career double-double along with 2 blocks and 2 steals ... Made 5 of 7 shots off the bench to tally 13 points and 6 boards in home win over UNI (1/4/18) ... Notched 17 points off the bench in win at Valparaiso (12/31/17) ... Scored 13 points at Oral Roberts (12/10/17) with a dunk and 5 rebounds ... Posted 11 points and 3 assists in win over Hampton (12/8/17) ... Notched 4 rebounds in road win over NDSU (12/4/17) ... Had 8 points and 2 assists in win over South Dakota State (12/2/17) ... Reached 1,000 career points with first basket of home game against Evangel (11/24/17) ... Had 10 points on 5-of-7 shooting, 6 rebounds and 3 dunks in win over Evangel ... Produced 10 points, 5 rebounds and 4 assists in win over FAU (11/22/17) in Gulf Coast Showcase finale ... Produced 12 points in first start as a Bear in win over Manhattan (11/21/17) with 4 rebounds and 2 assists ... Had a great day in Gulf Coast Showcase opener vs. Georgia Southern (11/20/17) with 17 points on 8-of-11 shooting with 6 rebounds and 3 assists ... Had team-high 16 points off the bench in home opener against Southern University (11/15/17) on perfect 5-for-5 night from the field and 4-for-4 at the line ... Led team with 14 points and 8 rebounds in season-opening road win at Western Kentucky (11/10/17) on 7-of-12 shooting with 3 dunks ... Was second on the team in scoring at 14.7 points per game, starting 24 of 25 appearances for coach Kevin Nickelberry at Howard University last season ... Scored 25 3-pointers and accumulated 49 assists, 38 steals and 84 rebounds for the Bison in 2016-17.

2017-18 Game by Game

| Date | Opponent | GS | Min | FG-A | Pct | 3FG-A | Pct | FTA | Pct | OR-DR | Reb | Ave | PF-D | A | TO | BS | ST | Pts |
|-------|----------------------|----------------------------------|-----|------|-------|-------|-------|-----|-------|-------|-----|-----|------|---|----|----|----|-----|
| 11/10 | at Western Ky. | | 29 | 7-12 | .583 | 0-0 | .000 | 0-1 | .000 | 2-6 | 8 | 8.0 | 3-0 | 1 | 2 | 0 | 2 | 14 |
| 11/15 | Southern U. | | 17 | 5-5 | 1.000 | 2-2 | 1.000 | 4-4 | 1.000 | 0-1 | 1 | 4.5 | 1-0 | 1 | 0 | 0 | 0 | 16 |
| 11/17 | North Dakota St. | | 9 | 0-2 | .000 | 0-1 | .000 | 0-0 | .000 | 0-0 | 0 | 3.0 | 1-0 | 0 | 0 | 0 | 0 | 0 |
| 11/20 | vs. Ga Southern # | | 30 | 8-11 | .727 | 0-1 | .000 | 1-2 | .500 | 1-5 | 6 | 3.8 | 1-0 | 3 | 0 | 0 | 1 | 17 |
| 11/21 | vs. Manhattan# | * | 31 | 5-12 | .417 | 0-0 | .000 | 2-3 | .667 | 2-2 | 4 | 3.8 | 4-0 | 2 | 2 | 0 | 1 | 12 |
| 11/22 | vs. FAU# | * | 27 | 4-7 | .571 | 0-0 | .000 | 2-2 | 1.000 | 1-4 | 5 | 4.0 | 3-0 | 4 | 3 | 1 | 1 | 10 |
| 11/24 | Evangel | * | 18 | 5-7 | .714 | 0-0 | .000 | 0-0 | .000 | 0-6 | 6 | 4.3 | 2-0 | 1 | 0 | 0 | 1 | 10 |
| 11/28 | Colorado State | * | 13 | 1-5 | .200 | 0-1 | .000 | 1-2 | .500 | 2-3 | 5 | 4.4 | 4-0 | 0 | 1 | 0 | 0 | 3 |
| 12/2 | vs. S. Dakota St. | * | 23 | 3-9 | .333 | 0-1 | .000 | 2-2 | 1.000 | 1-1 | 2 | 4.1 | 1-0 | 2 | 0 | 0 | 1 | 8 |
| 12/4 | at N. Dakota St. | * | 16 | 2-4 | .500 | 0-0 | .000 | 0-0 | .000 | 0-4 | 4 | 4.1 | 1-0 | 2 | 2 | 0 | 0 | 4 |
| 12/8 | Hampton | * | 30 | 4-8 | .500 | 1-1 | 1.000 | 2-3 | .667 | 0-2 | 2 | 3.9 | 0-0 | 3 | 0 | 0 | 0 | 11 |
| 12/10 | at Oral Roberts | * | 20 | 4-9 | .444 | 1-3 | .333 | 4-5 | .800 | 0-5 | 5 | 4.0 | 1-0 | 0 | 2 | 0 | 0 | 13 |
| 12/19 | Wright State | Did Not Play -- Coach's Decision | | | | | | | | | | | | | | | | |
| 12/22 | Loyola* | | 10 | 1-2 | .500 | 0-1 | .000 | 0-0 | .000 | 0-0 | 0 | 3.7 | 1-0 | 1 | 2 | 1 | 0 | 2 |
| 12/31 | at Valparaiso* | | 17 | 2-3 | .667 | 1-2 | .500 | 2-2 | 1.000 | 0-2 | 2 | 3.5 | 3-0 | 0 | 1 | 0 | 2 | 7 |
| 1/4 | UNI* | | 19 | 5-7 | .714 | 0-0 | .000 | 3-4 | .750 | 1-5 | 6 | 3.7 | 1-0 | 1 | 3 | 1 | 0 | 13 |
| 1/7 | at Illinois State* | | 29 | 6-12 | .500 | 1-3 | .333 | 3-4 | .750 | 2-9 | 11 | 4.2 | 3-0 | 1 | 2 | 2 | 2 | 16 |
| 1/10 | at Evansville* | | 24 | 0-3 | .000 | 0-1 | .000 | 0-0 | .000 | 0-3 | 3 | 4.1 | 3-0 | 3 | 4 | 0 | 0 | 0 |
| 1/14 | Indiana State* | | 19 | 2-5 | .400 | 0-0 | .000 | 2-4 | .500 | 0-4 | 4 | 4.1 | 3-0 | 2 | 1 | 0 | 1 | 6 |
| 1/17 | Valparaiso* | | 10 | 0-1 | .000 | 0-1 | .000 | 1-2 | .500 | 0-1 | 1 | 3.9 | 0-0 | 1 | 3 | 0 | 1 | 1 |
| 1/20 | at Drake* | | 25 | 5-11 | .455 | 1-2 | .500 | 0-0 | .000 | 1-1 | 2 | 3.9 | 2-0 | 2 | 3 | 0 | 0 | 11 |
| 1/23 | at Bradley* | | 10 | 0-4 | .000 | 0-1 | .000 | 0-0 | .000 | 0-1 | 1 | 3.7 | 1-0 | 1 | 4 | 0 | 0 | 0 |
| 1/27 | Southern Ill.* | | 8 | 0-1 | .000 | 0-1 | .000 | 0-0 | .000 | 0-0 | 0 | 3.5 | 3-0 | 0 | 0 | 1 | 0 | 0 |
| 1/30 | Illinois State* | | 30 | 6-14 | .429 | 0-1 | .000 | 0-1 | .000 | 3-3 | 6 | 3.7 | 3-0 | 1 | 4 | 0 | 0 | 12 |
| 2/3 | at Loyola* | * | 33 | 6-11 | .545 | 2-2 | 1.000 | 1-2 | .500 | 2-2 | 4 | 3.7 | 1-0 | 0 | 0 | 0 | 0 | 15 |
| 2/6 | at Indiana State* | * | 19 | 3-6 | .500 | 0-1 | .000 | 0-1 | .000 | 0-5 | 5 | 3.7 | 3-0 | 2 | 3 | 0 | 0 | 6 |
| 2/10 | Evansville* | * | 28 | 7-11 | .636 | 1-3 | .333 | 1-2 | .500 | 1-2 | 3 | 3.7 | 2-0 | 1 | 1 | 0 | 0 | 16 |
| 2/14 | at Southern Ill.* | * | 25 | 4-9 | .444 | 0-1 | .000 | 0-0 | .000 | 0-1 | 1 | 3.6 | 2-0 | 0 | 2 | 0 | 1 | 8 |
| 2/18 | Drake* | * | 28 | 7-14 | .500 | 0-2 | .000 | 0-0 | .000 | 0-4 | 4 | 3.6 | 2-0 | 0 | 4 | 1 | 0 | 14 |
| 2/21 | Bradley* | * | 24 | 2-9 | .222 | 0-2 | .000 | 0-0 | .000 | 1-2 | 3 | 3.6 | 2-0 | 0 | 3 | 0 | 1 | 4 |
| 2/24 | at UNI* | * | 18 | 1-4 | .250 | 1-2 | .333 | 0-0 | .000 | 0-1 | 1 | 3.5 | 2-0 | 1 | 0 | 0 | 0 | 3 |
| 3/1 | vs. Valparaiso \$ | | 21 | 1-5 | .200 | 0-0 | .000 | 1-3 | .333 | 3-1 | 4 | 3.5 | 1-0 | 3 | 0 | 0 | 1 | 3 |
| 3/2 | vs. Southern Ill. \$ | | | | | | | | | | | | | | | | | |

J.T. Miller Career Statistics

| Year | G-GS | Min | FG-A | Pct | 3FG-A | Pct | FT-A | Pct | OR-DR | Reb | Avg | PF-D | A | TO | BS | ST | Pts | Avg |
|--------------|---------------|-------------|----------------|-------------|---------------|-------------|----------------|-------------|---------------|------------|------------|--------------|------------|------------|-----------|------------|-------------|-------------|
| 2013-14* | 23-14 | 417 | 50-122 | .410 | 23-69 | .333 | 18-29 | .621 | 13-40 | 53 | 2.3 | 50-0 | 17 | 38 | 7 | 19 | 141 | 6.1 |
| 2014-15* | 30-30 | 770 | 125-248 | .504 | 19-53 | .358 | 77-107 | .720 | 23-59 | 82 | 2.7 | 68-0 | 27 | 64 | 7 | 31 | 346 | 11.5 |
| 2015-16* | 5-4 | 138 | 29-58 | .500 | 5-15 | .333 | 12-14 | .857 | 8-14 | 22 | 4.4 | 16-2 | 8 | 14 | 3 | 5 | 75 | 15.0 |
| 2016-17* | 25-24 | 757 | 129-306 | .422 | 25-97 | .258 | 85-128 | .664 | 26-58 | 84 | 3.4 | 63-2 | 49 | 73 | 10 | 38 | 368 | 14.7 |
| 2017-18 | 31-15 | 650 | 106-223 | .475 | 11-36 | .306 | 32-49 | .653 | 23-86 | 109 | 3.5 | 60-0 | 39 | 52 | 7 | 16 | 255 | 8.2 |
| Total | 114-87 | 2732 | 439-957 | .459 | 83-270 | .307 | 224-327 | .685 | 93-257 | 350 | 3.1 | 257-4 | 140 | 241 | 34 | 109 | 1185 | 10.4 |
| * at Howard | 83-72 | 2082 | 333-734 | .454 | 72-234 | .308 | 192-278 | .691 | 70-171 | 241 | 2.9 | 197-4 | 101 | 189 | 27 | 93 | 930 | 11.2 |

J.T. Miller Career MVC-Only Statistics

| Year | G-GS | Min | FG-A | Pct | 3FG-A | Pct | FT-A | Pct | OR-DR | Reb | Avg | PF-D | A | TO | BS | ST | Pts | Avg |
|--------------|-------------|------------|---------------|-------------|-------------|-------------|--------------|-------------|--------------|-----------|------------|-------------|-----------|-----------|----------|----------|------------|------------|
| 2017-18 | 18-7 | 376 | 57-127 | .449 | 7-26 | .269 | 13-22 | .591 | 11-46 | 57 | 3.2 | 37-0 | 17 | 40 | 6 | 8 | 134 | 7.4 |
| Total | 18-7 | 376 | 57-127 | .449 | 7-26 | .269 | 13-22 | .591 | 11-46 | 57 | 3.2 | 37-0 | 17 | 40 | 6 | 8 | 134 | 7.4 |



43 - Tanveer Bhullar

7-2 ♦ 278 ♦ Senior ♦ Center ♦ Sports Management (M.S.)

Etokicoke, Canada ♦ Fr. Henry Carr Secondary ♦ New Mexico State University



Career Highs

Points

15, at Utah Valley, 1/7/16

Rebounds

11, vs. Cal State Bakersfield, 3/12/16

Field Goals

6, at Utah Valley, 1/7/16

6, Northern N.M., 2/6/16

Field Goal Attempts

9, vs. Tennessee Tech, 11/18/15

9, at Utah Valley, 1/7/16

9, Northern N.M., 2/8/16

Three-Point Attempts

1, vs. New Mexico, 11/15/15

Free Throws

5, vs. New Mexico, 11/15/15

Free Throw Attempts

6, done 5x, last vs. CSUB, 3/12/16

Assists

2, done 12x, last vs. UE, 2/10/18

Blocks

4, at Indiana State, 2/6/18

Steals

2, vs. Seattle, 2/20/16

2, vs. Illinois State, 1/30/18

Minutes

25, at New Mexico, 11/18/16

Career Misc.

Leading MSU in Scoring 0

Leading MSU in Rebounding 0

Leading MSU in Assists 0

Double-Figure Points 6

Double-Figure Rebounds 3

Double-Doubles 2

20-Point Games 0

Dunks at MSU 0

Chargest Drawn at MSU 0

2017-18

Scored 7 points on 3-of-6 shooting in MVC Tournament win over Valparaiso (3/1/18), his best scoring effort ever against a Valley foe ... Went 2-for-3 from the field for 4 points and 4 rebounds on Senior Night vs. Bradley (2/21/18) with a block and a steal ... Registered 3 rebounds in 7 minutes vs. Drake (2/18/18) ... Nabbed 4 rebounds in 11-minute assignment at Southern Illinois (2/14/18) with an assist ... Recorded 4 points, 2 rebounds and 2 assists in 10-minute appearance vs. Evansville (2/10/18) ... Had 4 points, 4 rebounds and 4 blocks with a pair of assists in 11-minute stint at Indiana State (2/6/18) ... Scored on a layup at Loyola (2/3/18) with an assist ... Reached 300 career points after making 2-of-3 shots for 4 points and 4 rebounds vs. Illinois State (1/30/18) ... Posted a rebound vs. SIU (1/27/18) in 3-minute stint ... Played 5 minutes at Bradley (1/23/18) with an assist ... Scored first-ever points in Valley play with a layup at Evansville (1/10/18) ... Served a 4-game suspension for team rules violation from 12/22/17 to 1/7/18 ... Produced 7 points and 5 rebounds off the bench in win over Hampton (12/8/17) while making 3-of-4 at the foul line ... Matched career high with 2 assists in win over South Dakota State (12/2/17) ... Had 5 rebounds and 2 assists vs. Evangel (11/24/17) in 17-minute stint ... Saw 12 minutes vs. FAU (11/22/17) in Gulf Coast Showcase finale with 2 points and 3 rebounds in win ... Was 2-for-2 at the line in win over Manhattan (11/21/17) at Gulf Coast Showcase ... Had 9 points and 7 rebounds in home win over Southern University (11/15/17) on 4-of-8 shooting ... Went 3-for-5 from the field for 6 points in season opener at Western Kentucky (11/10/17) ... Fifth-year transfer from New Mexico State who saw action in 22 games as a junior last season ... Converted 52.2 percent of his field goal attempts in 2016-17 and Went 2-of-3 from the floor in NCAA Tournament game against No. 2-seed Baylor (3/17/17) in his second NCAA appearance in three seasons.

2017-18 Game by Game

| Date | Opponent | GS | Min | FG-A | Pct | 3FG-A | Pct | FT-A | Pct | OR-DR | Reb | Ave | PF-D | A | TO | BS | ST | Pts |
|-------|---------------------|----------------------------------|-----|-------|-----|-------|-----|-------|-----|-------|-----|-----|------|---|----|----|----|-----|
| 11/10 | at Western Ky. | 12 | 3-5 | .600 | 0-0 | .000 | 0-2 | .000 | 2-2 | 4 | 4.0 | 4-0 | 0 | 3 | 0 | 1 | 6 | |
| 11/15 | Southern U. | 14 | 4-8 | .500 | 0-0 | .000 | 1-2 | .500 | 3-4 | 7 | 5.5 | 3-0 | 1 | 2 | 1 | 0 | 9 | |
| 11/17 | North Dakota St. | 3 | 0-1 | .000 | 0-1 | .000 | 0-0 | .000 | 0-0 | 0 | 3.7 | 1-0 | 0 | 1 | 0 | 0 | 0 | |
| 11/20 | vs. Ga Southern # | Did Not Play -- Coach's Decision | | | | | | | | | | | | | | | | |
| 11/21 | vs. Manhattan# | 7 | 0-1 | .000 | 0-0 | .000 | 2-2 | 1.000 | 0-0 | 0 | 2.8 | 2-0 | 0 | 1 | 0 | 0 | 2 | |
| 11/22 | vs. FAU# | 12 | 1-5 | .200 | 0-0 | .000 | 0-0 | .000 | 2-1 | 3 | 2.8 | 0-0 | 0 | 0 | 0 | 0 | 2 | |
| 11/24 | Evangel | 17 | 2-7 | .286 | 0-0 | .000 | 0-2 | .000 | 1-4 | 5 | 3.2 | 1-0 | 2 | 4 | 1 | 0 | 4 | |
| 11/28 | Colorado State | 5 | 2-3 | .667 | 0-0 | .000 | 0-0 | .000 | 1-0 | 1 | 2.9 | 0-0 | 0 | 0 | 0 | 0 | 4 | |
| 12/2 | vs. S. Dakota St. | 6 | 0-1 | .000 | 0-0 | .000 | 0-0 | .000 | 0-0 | 0 | 2.5 | 0-0 | 2 | 0 | 0 | 0 | 0 | |
| 12/4 | at N. Dakota St. | 2 | 0-0 | .000 | 0-0 | .000 | 0-0 | .000 | 0-0 | 0 | 2.2 | 0-0 | 0 | 0 | 0 | 0 | 0 | |
| 12/8 | Hampton | 14 | 2-7 | .286 | 0-0 | .000 | 3-4 | .750 | 2-3 | 5 | 2.5 | 4-0 | 1 | 3 | 0 | 0 | 7 | |
| 12/10 | at Oral Roberts | 6 | 0-0 | .000 | 0-0 | .000 | 0-0 | .000 | 0-2 | 2 | 2.4 | 1-0 | 0 | 0 | 0 | 0 | 0 | |
| 12/19 | Wright State | Did Not Play -- Coach's Decision | | | | | | | | | | | | | | | | |
| 12/22 | Loyola* | Suspended | | | | | | | | | | | | | | | | |
| 12/31 | at Valparaiso* | Suspended | | | | | | | | | | | | | | | | |
| 1/4 | UNI* | Suspended | | | | | | | | | | | | | | | | |
| 1/7 | at Illinois State* | Suspended | | | | | | | | | | | | | | | | |
| 1/10 | at Evansville* | 3 | 1-2 | .500 | 0-0 | .000 | 0-0 | .000 | 0-0 | 0 | 2.3 | 1-0 | 0 | 0 | 0 | 0 | 2 | |
| 1/14 | Indiana State* | Did Not Play -- Coach's Decision | | | | | | | | | | | | | | | | |
| 1/17 | Valparaiso* | Did Not Play -- Coach's Decision | | | | | | | | | | | | | | | | |
| 1/20 | at Drake* | Did Not Play -- Coach's Decision | | | | | | | | | | | | | | | | |
| 1/23 | at Bradley* | 5 | 0-0 | .000 | 0-0 | .000 | 0-0 | .000 | 0-0 | 0 | 2.1 | 1-0 | 1 | 0 | 0 | 0 | 0 | |
| 1/27 | Southern Ill.* | 3 | 0-0 | .000 | 0-0 | .000 | 0-0 | .000 | 0-1 | 1 | 2.0 | 1-0 | 0 | 0 | 0 | 0 | 0 | |
| 1/30 | Illinois State* | 13 | 2-3 | .667 | 0-0 | .000 | 0-0 | .000 | 2-2 | 4 | 2.1 | 1-0 | 0 | 0 | 0 | 2 | 4 | |
| 2/3 | at Loyola* | 4 | 1-1 | 1.000 | 0-0 | .000 | 0-0 | .000 | 0-0 | 0 | 2.0 | 1-0 | 1 | 1 | 0 | 0 | 2 | |
| 2/6 | at Indiana State* | 11 | 2-3 | .667 | 0-0 | .000 | 0-0 | .000 | 2-2 | 4 | 2.1 | 3-0 | 2 | 1 | 4 | 0 | 4 | |
| 2/10 | Evansville* | 10 | 2-5 | .400 | 0-0 | .000 | 0-0 | .000 | 1-1 | 2 | 2.1 | 2-0 | 2 | 0 | 0 | 0 | 4 | |
| 2/14 | at Southern Ill.* | 11 | 1-3 | .333 | 0-0 | .000 | 0-0 | .000 | 1-3 | 4 | 2.2 | 1-0 | 1 | 1 | 0 | 0 | 2 | |
| 2/18 | Drake* | 7 | 0-1 | .000 | 0-0 | .000 | 0-0 | .000 | 1-2 | 3 | 2.3 | 0-0 | 0 | 1 | 0 | 0 | 0 | |
| 2/21 | Bradley* | 13 | 2-3 | .667 | 0-0 | .000 | 0-0 | .000 | 4-0 | 4 | 2.3 | 3-0 | 0 | 1 | 1 | 1 | 4 | |
| 2/24 | at UNI* | 4 | 1-2 | .500 | 0-0 | .000 | 0-0 | .000 | 0-1 | 1 | 2.3 | 2-0 | 0 | 0 | 1 | 0 | 2 | |
| 3/1 | vs. Valparaiso \$ | 12 | 3-6 | .500 | 0-0 | .000 | 1-3 | .333 | 0-2 | 2 | 2.3 | 4-0 | 0 | 1 | 0 | 1 | 7 | |
| 3/2 | vs. Southern Ill.\$ | | | | | | | | | | | | | | | | | |

Tanveer Bhullar Career Statistics

| Year | G-GS | Min | FG-A | Pct | 3FG-A | Pct | FT-A | Pct | OR-DR | Reb | Avg | PF-D | A | TO | BS | ST | Pts | Avg |
|---------------|-------------|-------------|----------------|-------------|------------|-------------|---------------|-------------|----------------|------------|------------|--------------|-----------|-----------|-----------|-----------|------------|------------|
| 2014-15* | 10-0 | 43 | 4-11 | .364 | 0-0 | .000 | 1-2 | .500 | 1-2 | 3 | 0.3 | 7-0 | 2 | 3 | 2 | 1 | 9 | 0.9 |
| 2015-16* | 34-6 | 617 | 72-123 | .585 | 0-1 | .000 | 48-85 | .565 | 72-107 | 179 | 5.3 | 59-0 | 22 | 33 | 14 | 6 | 192 | 5.6 |
| 2016-17* | 22-0 | 155 | 24-46 | .522 | 0-0 | .000 | 11-24 | .458 | 20-30 | 50 | 2.3 | 25-0 | 5 | 12 | 10 | 0 | 59 | 2.7 |
| 2017-18 | 23-0 | 194 | 29-67 | .433 | 0-1 | .000 | 7-15 | .467 | 22-30 | 52 | 2.3 | 37-0 | 13 | 20 | 8 | 5 | 65 | 2.8 |
| Total | 89-6 | 1009 | 129-247 | .522 | 0-2 | .000 | 67-126 | .532 | 115-169 | 284 | 3.2 | 128-0 | 42 | 68 | 34 | 12 | 325 | 3.7 |
| * at N.M. St. | 66-6 | 815 | 100-180 | .556 | 0-1 | .000 | 60-111 | .541 | 93-139 | 232 | 3.5 | 91-0 | 29 | 48 | 26 | 7 | 260 | 3.9 |

Tanveer Bhullar Career MVC-Only Statistics

| Year | G-GS | Min | FG-A | Pct | 3FG-A | Pct | FT-A | Pct | OR-DR | Reb | Avg | PF-D | A | TO | BS | ST | Pts | Avg |
|--------------|-------------|-----------|--------------|-------------|------------|-------------|------------|-------------|--------------|-----------|------------|-------------|----------|----------|----------|----------|-----------|------------|
| 2017-18 | 11-0 | 84 | 12-23 | .522 | 0-0 | .000 | 0-0 | .000 | 11-12 | 23 | 2.1 | 16-0 | 7 | 5 | 6 | 3 | 24 | 2.2 |
| Total | 11-0 | 84 | 12-23 | .522 | 0-0 | .000 | 0-0 | .000 | 11-12 | 23 | 2.1 | 16-0 | 7 | 5 | 6 | 3 | 24 | 2.2 |



5 - Obediah Church

6-7 ♦ 225 ♦ Junior ♦ Forward ♦ Criminology
Springfield, Illinois ♦ Springfield High



Career Highs

Points

16, vs. DePaul, 12/23/16

Rebounds

13, at Bradley, 1/16/16

13, vs. Illinois State, 2/15/17

13, vs. Evansville, 2/10/18

13, at Northern Iowa, 2/24/18

Field Goals

7, vs. Utah State, 12/1/15

7, at Wichita State, 2/18/16

Field Goal Attempts

10, at Loyola, 1/9/16

Three-Point Attempts

1, done 5 times, last vs. Loyola, 12/22/17

Free Throws

9, vs. Minnesota, 11/20/15

Free Throw Attempts

14, vs. Minnesota, 11/20/15

Assists

5, vs. Southern Illinois, 1/24/16

Blocked Shots

6, vs. Fontbonne, 11/17/16

6, at Drake, 2/18/17

Steals

3, at Loyola, 1/9/16; at SIU, 2/27/16

Minutes

37, vs. Utah State, 12/1/15

Career Misc.

Leading MSU in Scoring 3

Leading MSU in Rebounding 24

Leading MSU in Assists 5

Double-Figure Points 20

Double-Figure Rebounds 7

Double-Doubles 2

Dunks 101

Charges Drawn 3

2017-18

Earned MVC All-Defensive Team honors for second year in a row ... Had 3 blocks, 7 rebounds and 2 dunks in MVC Tourney win over Valparaiso (3/1/18) ... Snagged career-best 13 rebounds in regular-season finale at UNI (2/24/18) ... Collected 7 points and 7 rebounds vs. Bradley (2/21/18) with 3 assists ... Posted Tallied 10 points on 4-of-4 shooting vs. Drake (2/18/18) ... Was 4-for-4 at the line and 2-for-2 from the field in OT loss at Southern Illinois (2/14/18) ... Matched career high with 13 rebounds, 9 points and 3 blocks in win over Evansville (2/10/18) ... Had game-high 9 rebounds in win at Indiana State (2/6/18) and scored 8 points on 4-of-5 shooting with a pair of assists ... Was 3-for-4 from the field at Loyola (2/3/18) and 2-of-2 at the line for 8 points ... Posted 9 points on 3-of-4 shooting with 5 rebounds and 3 blocks against Illinois State (1/30/18) ... Became Missouri State's all-time leader in blocked shots with 2 rejections against Southern Illinois (1/27/18) to go with 3 assists ... Narrowly missed a double-double at Bradley (1/23/18) with 8 points and team-high 9 rebounds to go along with 4 blocks ... Recorded 8 points, 6 rebounds and 2 blocks in return to starting lineup vs. Valparaiso (1/17/18) with 3 dunks ... Came off the bench in home win over Indiana State (1/14/18) to make 4-of-5 shots, 1-of-1 at the foul line and block 2 shots with 9 points ... Missed game at Evansville (1/10/18) with nagging knee injury ... Had team-high 3 assists at Illinois State (1/7/18) with 2 blocks ... Pulled down 7 boards in home win over UNI (1/4/18) ... Notched 10 points of 5-of-7 from the field with 3 dunks in road win at Valparaiso (12/31/17) ... Reached 500 career points in MVC opener against Loyola (12/22/17) ... Led Bears with 13 points in win over Wright State (12/19/17) with 8 rebounds, 3 assists, 3 blocks and 3 dunks ... Had 5 rebounds and a pair of blocks at Oral Roberts (12/10/17) ... Pulled down 6 boards in road win at NDSU (12/4/17) ... Had 6 rebounds, 2 blocks and went 3-for-3 from the field in win over South Dakota State (12/2/17) ... Posted team-high 8 rebounds with 10 points and 4-for-4 shooting in win over Colorado State (11/28/17) ... Had his second career double-double in win over Evangel (11/24/17) with 10 points, 10 rebounds and 5 blocks vs. Crusaders ... Blocked 3 shots and posted 6 rebounds in win over FAU (11/22/17) in Gulf Coast Showcase finale ... Posted 12 points -- all in second half -- with 6 rebounds and two dunks in win over Manhattan (11/21/17) at Gulf Coast event ... Swatted a pair of shots and recorded 3 assists vs. Georgia Southern (11/20/17) ... Had 3 blocked shots and 5 rebounds vs. North Dakota State (11/17/17) ... Produced 7 boards and his first dunk of the season in home win over Southern U (11/15/17) ... Was a perfect 5-for-5 from the field in season opener at Western Kentucky (11/10/17) with a pair of blocks ... Earned a spot on the MVC All-Defensive Team as a sophomore.

2017-18 Game by Game

| Date | Opponent | GS | Min | FG-A | Pct | 3FG-A | Pct | FT-A | Pct | OR-DR | Reb | Ave | PF-D | A | TO | BS | ST | Pts |
|-------|---------------------|----------------|-----|------|-------|-------|------|------|-------|-------|-----|-----|------|---|----|----|----|-----|
| 11/10 | at Western Ky. | * | 13 | 5-5 | 1.000 | 0-0 | .000 | 1-2 | .500 | 1-1 | 2 | 2.0 | 4-0 | 0 | 0 | 2 | 0 | 11 |
| 11/15 | Southern U. | * | 17 | 2-5 | .400 | 0-0 | .000 | 0-0 | .000 | 5-2 | 7 | 4.5 | 3-0 | 2 | 0 | 1 | 0 | 4 |
| 11/17 | North Dakota St. | * | 24 | 2-2 | 1.000 | 0-0 | .000 | 0-2 | .000 | 1-4 | 5 | 4.7 | 1-0 | 0 | 2 | 3 | 0 | 4 |
| 11/20 | vs. Ga Southern # | * | 22 | 0-0 | .000 | 0-0 | .000 | 2-2 | 1.000 | 1-1 | 2 | 4.0 | 3-0 | 3 | 1 | 2 | 0 | 2 |
| 11/21 | vs. Manhattan# | * | 24 | 5-6 | .833 | 0-0 | .000 | 2-4 | .500 | 4-2 | 6 | 4.4 | 3-0 | 1 | 1 | 2 | 0 | 12 |
| 11/22 | vs. FAU# | * | 26 | 2-4 | .500 | 0-0 | .000 | 0-2 | .000 | 4-2 | 6 | 4.7 | 2-0 | 1 | 2 | 3 | 1 | 4 |
| 11/24 | Evangel | * | 16 | 3-4 | .750 | 0-0 | .000 | 4-7 | .571 | 3-7 | 10 | 5.4 | 0-0 | 1 | 1 | 5 | 0 | 10 |
| 11/28 | Colorado State | * | 32 | 4-4 | 1.000 | 0-0 | .000 | 2-4 | .500 | 6-2 | 8 | 5.8 | 3-0 | 1 | 1 | 1 | 1 | 10 |
| 12/2 | vs. S. Dakota St. | * | 20 | 3-3 | 1.000 | 0-0 | .000 | 0-0 | .000 | 2-4 | 6 | 5.8 | 2-0 | 0 | 1 | 2 | 1 | 6 |
| 12/4 | at N. Dakota St. | * | 26 | 2-5 | .400 | 0-0 | .000 | 1-1 | 1.000 | 2-4 | 6 | 5.8 | 1-0 | 0 | 3 | 0 | 0 | 5 |
| 12/8 | Hampton | * | 23 | 2-5 | .400 | 0-0 | .000 | 1-2 | .500 | 1-4 | 5 | 5.7 | 1-0 | 2 | 1 | 1 | 0 | 5 |
| 12/10 | at Oral Roberts | * | 19 | 2-2 | 1.000 | 0-0 | .000 | 0-1 | .000 | 3-2 | 5 | 5.7 | 2-0 | 0 | 0 | 2 | 0 | 4 |
| 12/19 | Wright State | * | 33 | 5-7 | .714 | 0-0 | .000 | 3-5 | .600 | 1-7 | 8 | 5.8 | 2-0 | 3 | 0 | 3 | 1 | 13 |
| 12/22 | Loyola* | * | 14 | 1-2 | .500 | 0-1 | .000 | 1-2 | .500 | 0-0 | 0 | 5.4 | 2-0 | 0 | 2 | 0 | 1 | 3 |
| 12/31 | at Valparaiso* | * | 29 | 5-7 | .714 | 0-0 | .000 | 0-0 | .000 | 1-3 | 4 | 5.3 | 0-0 | 1 | 3 | 4 | 1 | 10 |
| 1/4 | UNI* | * | 16 | 1-3 | .333 | 0-0 | .000 | 0-1 | .000 | 2-5 | 7 | 5.4 | 4-0 | 0 | 1 | 1 | 0 | 2 |
| 1/7 | at Illinois State* | * | 23 | 0-0 | .000 | 0-0 | .000 | 1-2 | .500 | 0-2 | 2 | 5.2 | 3-0 | 3 | 2 | 2 | 0 | 1 |
| 1/10 | at Evansville* | Injured - Knee | | | | | | | | | | | | | | | | |
| 1/14 | Indiana State* | * | 19 | 4-5 | .800 | 0-0 | .000 | 1-1 | 1.000 | 1-1 | 2 | 5.1 | 3-0 | 0 | 1 | 2 | 0 | 9 |
| 1/17 | Valparaiso* | * | 19 | 4-7 | .571 | 0-0 | .000 | 0-0 | .000 | 3-3 | 6 | 5.1 | 2-0 | 1 | 2 | 2 | 1 | 8 |
| 1/20 | at Drake* | * | 18 | 2-4 | .500 | 0-0 | .000 | 0-0 | .000 | 1-0 | 1 | 4.9 | 2-0 | 0 | 0 | 0 | 0 | 4 |
| 1/23 | at Bradley* | * | 32 | 3-5 | .600 | 0-0 | .000 | 2-4 | .500 | 6-3 | 9 | 5.1 | 1-0 | 2 | 1 | 4 | 1 | 8 |
| 1/27 | Southern Ill.* | * | 32 | 1-3 | .333 | 0-0 | .000 | 2-2 | 1.000 | 1-2 | 3 | 5.0 | 4-0 | 3 | 3 | 2 | 2 | 4 |
| 1/30 | Illinois State* | * | 26 | 3-4 | .750 | 0-0 | .000 | 3-4 | .750 | 3-2 | 5 | 5.0 | 3-0 | 1 | 1 | 3 | 0 | 9 |
| 2/3 | at Loyola* | * | 13 | 3-4 | .750 | 0-0 | .000 | 2-2 | 1.000 | 0-1 | 1 | 4.8 | 3-0 | 1 | 4 | 1 | 0 | 8 |
| 2/6 | at Indiana State* | * | 24 | 4-5 | .800 | 0-0 | .000 | 0-0 | .000 | 2-7 | 9 | 5.0 | 3-0 | 2 | 0 | 2 | 1 | 8 |
| 2/10 | Evansville* | * | 31 | 4-7 | .571 | 0-0 | .000 | 1-4 | .250 | 7-6 | 13 | 5.3 | 1-0 | 1 | 2 | 3 | 2 | 9 |
| 2/14 | at Southern Ill.* | * | 28 | 2-2 | 1.000 | 0-0 | .000 | 4-4 | 1.000 | 0-4 | 4 | 5.2 | 2-0 | 1 | 3 | 0 | 0 | 8 |
| 2/18 | Drake* | * | 24 | 4-4 | 1.000 | 0-0 | .000 | 2-5 | .400 | 2-2 | 4 | 5.2 | 2-0 | 2 | 0 | 1 | 1 | 10 |
| 2/21 | Bradley* | * | 27 | 3-4 | .750 | 0-0 | .000 | 1-1 | 1.000 | 1-6 | 7 | 5.3 | 4-0 | 3 | 2 | 1 | 1 | 7 |
| 2/24 | at UNI* | * | 32 | 2-7 | .286 | 0-0 | .000 | 0-0 | .000 | 4-9 | 13 | 5.5 | 2-0 | 4 | 1 | 2 | 0 | 4 |
| 3/1 | vs. Valparaiso \$ | * | 27 | 3-6 | .500 | 0-0 | .000 | 1-2 | .500 | 3-4 | 7 | 5.6 | 3-0 | 1 | 1 | 3 | 0 | 7 |
| 3/2 | vs. Southern Ill.\$ | | | | | | | | | | | | | | | | | |

MVC All-Defense Team

Obediah Church Career Statistics

| Year | G-GS | Min | FG-A | Pct | 3FG-A | Pct | FT-A | Pct | OR-DR | Reb | Avg | PF-D | A | TO | BS | ST | Pts | Avg |
|--------------|--------------|-------------|----------------|-------------|------------|-------------|----------------|-------------|----------------|------------|------------|--------------|------------|------------|------------|-----------|------------|------------|
| 2015-16 | 32-32 | 861 | 86-144 | .597 | 0-3 | .000 | 31-76 | .408 | 62-133 | 195 | 6.1 | 63-0 | 47 | 49 | 50 | 22 | 203 | 6.3 |
| 2016-17 | 31-26 | 794 | 81-126 | .643 | 0-1 | .000 | 42-86 | .488 | 71-108 | 179 | 5.8 | 71-0 | 42 | 43 | 74 | 16 | 204 | 6.6 |
| 2017-18 | 31-30 | 729 | 86-131 | .656 | 0-1 | .000 | 37-66 | .561 | 71-102 | 173 | 5.6 | 71-0 | 40 | 42 | 60 | 15 | 209 | 6.7 |
| Total | 94-88 | 2384 | 253-401 | .631 | 0-5 | .000 | 110-228 | .482 | 204-343 | 547 | 5.8 | 205-0 | 129 | 134 | 184 | 53 | 616 | 6.6 |

Obediah Church Career MVC-Only Statistics

| Year | G-GS | Min | FG-A | Pct | 3FG-A | Pct | FT-A | Pct | OR-DR | Reb | Avg | PF-D | A | TO | BS | ST | Pts | Avg |
|--------------|--------------|-------------|----------------|-------------|------------|-------------|---------------|-------------|----------------|------------|------------|--------------|-----------|-----------|-----------|-----------|------------|------------|
| 2015-16 | 18-18 | 507 | 50-89 | .562 | 0-2 | .000 | 15-47 | .319 | 33-80 | 113 | 6.3 | 36-0 | 32 | 31 | 21 | 17 | 115 | 6.4 |
| 2016-17 | 18-18 | 499 | 40-69 | .580 | 0-0 | .000 | 20-44 | .455 | 43-64 | 107 | 5.9 | 42-0 | 25 | 24 | 42 | 9 | 100 | 5.6 |
| 2017-18 | 17-16 | 407 | 46-73 | .630 | 0-1 | .000 | 20-32 | .625 | 34-56 | 90 | 5.3 | 41-0 | 25 | 28 | 30 | 11 | 112 | 6.6 |
| Total | 53-52 | 1413 | 136-231 | .589 | 0-3 | .000 | 55-123 | .447 | 110-200 | 310 | 5.8 | 119-0 | 82 | 83 | 93 | 37 | 327 | 6.2 |



11 - Jarred Dixon

6-4 ♦ 171 ♦ Junior ♦ Guard ♦ Sport & Park Administration
Kansas City, Missouri ♦ Lee's Summit West High



Career Highs

Points

24, vs. Bradley, 2/21/18

Rebounds

10, vs. Drake, 2/24/16

Field Goals

9, at Air Force, 12/3/16

9, vs. Bradley, 2/21/18

Field Goal Attempts

16, vs. SE Missouri, 12/22/15

16, vs. Oral Roberts, 12/14/16

Three-Pointers

6, vs. Bradley (2/21/18)

Three-Point Attempts

8, vs. Bradley (2/21/18)

Free Throws

10, vs. UNI, 3/3/17

Free Throw Attempts

10, vs. UNI, 3/3/17

Assists

7, vs. Illinois State, 2/15/17

7, at Oral Roberts, 12/10/17

7, vs. Southern Illinois, 1/27/18

Blocks

2, vs. Southern University, 11/15/17

Steals

6, vs. Illinois State, 1/30/16

Minutes

40, at Loyola, 1/9/16

Career Misc.

| | |
|-------------------------|----|
| Leading MSU in Scoring | 11 |
| Leading MSU in Rebound. | 1 |
| Leading MSU in Assists | 16 |
| Double-Figure Points | 40 |
| Double-Figure Rebounds | 1 |
| Double-Doubles | 1 |
| Dunks | 3 |
| 20-Point Games | 3 |

2017-18

Returned to starting lineup in MVC Tournament first-round game against Valpo (3/1/18) and scored 7 points ... Led club with 14 points at UNI (2/24/18) in regular-season finale, including 5-for-5 at the FT line ... Scored a career-high 24 points in home finale vs. Bradley (2/21/18) on 9-of-14 (.643) shooting and 6-of-8 (.750) from 3-point range ... Posted 10 points vs. Drake (2/18/18) ... Forced overtime with his bucket at the end of regulation at SIU (2/14/18) to help him finish with 15 points and 3 treys ... Produced 13 points off the bench in win at Indiana State (2/6/18) on 6-of-9 shooting with 4 rebounds ... Came off the bench for the first time since November to post 4 points and 3 rebounds at Loyola (2/3/18) ... Notched 12 points and career-high 7 assists vs. Southern Illinois (1/27/18) on ESPN ... Eclipsed 700 career points at Bradley (1/23/16) with 6 rebounds and a pair of 3-pointers ... Shared squad lead with 15 points at Drake (1/20/18) along with game-high 4 assists ... Scored 12 points and posted a pair of steals in win over Valpo (1/17/18) at JQH, including 6-of-7 at the foul line ... Slapped 15 points on Indiana State (1/14/18), including 6-of-6 at the foul line, in home victory ... Led club with 5 assists at Evansville (1/10/18) ... Had just his second double-figure scoring game in the month of December with 10 points in win at Valparaiso on New Year's Eve behind 5-of-10 shooting ... Played 33 minutes and knocked down key three in win over Loyola (12/22/17) ... In seventh straight start, scored 9 points with a 3-pointer in win over Wright State (12/19/17) ... Posted 9 points in 38-minute assignment at ORU (12/10/17) with career-high 7 assists ... Shared team-highs with 17 points and 4 assists in win over Hampton (12/8/17) with a 3-for-3 day behind the arc ... Had 7 points in road win at NDSU (12/4/17) ... Posted team-high 4 assists and drew a charge in win over South Dakota State (12/2/17) ... Led club with 5 assists in win over Colorado State (11/28/17) in his second straight start while producing 9 points and 5 rebounds with a pair of steals ... Posted team-high 13 points in his return to starting rotation vs. Evangel (11/24/17) with 13 points behind 3-for-3 from long range and 3 assists ... Had his best game of November with 10 points, 4 rebounds and 3 assists off the bench in win over FAU (11/22/17) on 5-of-8 shooting ... Had a dunk, 3 steals and 5 points in win over Manhattan (11/21/17) at Gulf Coast Showcase ... Scored 6 points in reseed vs. Georgia Southern (11/20/17) with 3 rebounds in first round of Gulf Coast Showcase ... Produced 5 points off the bench, including the team's only 3-pointer vs. North Dakota State (11/17/17) ... Also had 5 points and 2 blocks in home win over Southern University (11/15/17) ... Had 3 assists in win at Western Kentucky (11/10/17) ... Earned MVC All-Bench Team honors as a sophomore.

2017-18 Game by Game

| Date | Opponent | GS | Min | FG-A | Pct | 3FG-A | Pct | FT-A | Pct | OR-DR | Reb | Ave | PF-D | A | TO | BS | ST | Pts |
|-------|---------------------|------|------|------|-----|-------|-----|-------|-----|-------|-----|-----|------|---|----|----|----|-----|
| 11/10 | at Western Ky. | 23 | 0-5 | .000 | 0-1 | .000 | 0-0 | .000 | 1-2 | 3 | 3.0 | 0-0 | 3 | 2 | 0 | 1 | 0 | |
| 11/15 | Southern U. | 21 | 2-6 | .333 | 0-1 | .000 | 1-4 | .250 | 0-2 | 2 | 2.5 | 2-0 | 1 | 1 | 2 | 1 | 5 | |
| 11/17 | North Dakota St. | 16 | 2-4 | .500 | 1-1 | 1.000 | 0-0 | .000 | 0-2 | 2 | 2.3 | 2-0 | 0 | 0 | 0 | 0 | 5 | |
| 11/20 | vs. Ga Southern # | 33 | 3-9 | .333 | 0-2 | .000 | 0-1 | .000 | 1-2 | 3 | 2.5 | 2-0 | 0 | 3 | 0 | 0 | 6 | |
| 11/21 | vs. Manhattan# | 21 | 2-6 | .333 | 0-0 | .000 | 1-2 | .500 | 0-2 | 2 | 2.3 | 1-0 | 0 | 0 | 0 | 3 | 5 | |
| 11/22 | vs. FAU# | 27 | 5-8 | .625 | 0-0 | .000 | 0-0 | .000 | 2-2 | 4 | 2.7 | 0-0 | 3 | 1 | 0 | 0 | 10 | |
| 11/24 | Evangel | * 23 | 4-6 | .667 | 3-3 | 1.000 | 2-2 | 1.000 | 0-0 | 0 | 2.3 | 1-0 | 3 | 0 | 0 | 0 | 13 | |
| 11/28 | Colorado State | * 35 | 2-6 | .333 | 0-1 | .000 | 5-5 | 1.000 | 1-4 | 5 | 2.6 | 3-0 | 5 | 2 | 1 | 2 | 9 | |
| 12/2 | vs. S. Dakota St. | * 33 | 4-7 | .571 | 0-1 | .000 | 0-0 | .000 | 1-2 | 3 | 2.7 | 2-0 | 4 | 3 | 0 | 0 | 8 | |
| 12/4 | at N. Dakota St. | * 21 | 3-7 | .429 | 1-2 | .500 | 0-0 | .000 | 1-1 | 2 | 2.6 | 1-0 | 1 | 1 | 0 | 0 | 7 | |
| 12/8 | Hampton | * 30 | 7-12 | .583 | 3-3 | 1.000 | 0-0 | .000 | 0-2 | 2 | 2.5 | 2-0 | 4 | 1 | 0 | 2 | 17 | |
| 12/10 | at Oral Roberts | * 38 | 4-8 | .500 | 1-2 | .500 | 0-0 | .000 | 2-1 | 3 | 2.6 | 2-0 | 7 | 2 | 0 | 1 | 9 | |
| 12/19 | Wright State | * 24 | 3-6 | .500 | 1-1 | 1.000 | 2-2 | 1.000 | 0-4 | 4 | 2.7 | 4-0 | 2 | 3 | 1 | 1 | 9 | |
| 12/22 | Loyola* | * 33 | 1-5 | .200 | 1-2 | .500 | 0-0 | .000 | 0-0 | 0 | 2.5 | 4-0 | 3 | 1 | 0 | 2 | 3 | |
| 12/31 | at Valparaiso* | * 28 | 5-10 | .500 | 0-1 | .000 | 0-0 | .000 | 1-3 | 4 | 2.6 | 3-0 | 3 | 1 | 1 | 0 | 10 | |
| 1/4 | UNI* | * 18 | 0-2 | .000 | 0-0 | .000 | 2-2 | 1.000 | 0-2 | 2 | 2.6 | 2-0 | 1 | 2 | 1 | 0 | 2 | |
| 1/7 | at Illinois State* | * 19 | 2-5 | .400 | 1-3 | .333 | 0-0 | .000 | 1-0 | 1 | 2.4 | 4-0 | 1 | 1 | 0 | 0 | 5 | |
| 1/10 | at Evansville* | * 34 | 2-10 | .200 | 1-4 | .250 | 1-2 | .500 | 1-1 | 2 | 2.4 | 2-0 | 5 | 0 | 0 | 3 | 6 | |
| 1/14 | Indiana State* | * 36 | 4-9 | .444 | 1-3 | .333 | 6-6 | 1.000 | 1-2 | 3 | 2.5 | 2-0 | 1 | 2 | 0 | 0 | 15 | |
| 1/17 | Valparaiso* | * 35 | 3-8 | .375 | 0-1 | .000 | 6-7 | .857 | 0-3 | 3 | 2.5 | 3-0 | 0 | 2 | 1 | 2 | 12 | |
| 1/20 | at Drake* | * 36 | 6-12 | .500 | 0-2 | .000 | 3-5 | .600 | 0-2 | 2 | 2.5 | 0-0 | 4 | 0 | 0 | 1 | 15 | |
| 1/23 | at Bradley* | * 35 | 2-10 | .200 | 2-6 | .333 | 0-0 | .000 | 4-2 | 6 | 2.6 | 0-0 | 1 | 3 | 1 | 1 | 6 | |
| 1/27 | Southern Ill.* | * 38 | 4-9 | .444 | 1-4 | .250 | 3-4 | .750 | 0-2 | 2 | 2.6 | 2-0 | 7 | 1 | 0 | 0 | 12 | |
| 1/30 | Illinois State* | * 30 | 1-9 | .111 | 0-3 | .000 | 0-0 | .000 | 1-3 | 4 | 2.7 | 2-0 | 2 | 1 | 0 | 1 | 2 | |
| 2/3 | at Loyola* | 17 | 2-3 | .667 | 0-1 | .000 | 0-0 | .000 | 0-3 | 3 | 2.7 | 2-0 | 2 | 1 | 0 | 0 | 4 | |
| 2/6 | at Indiana State* | 29 | 6-9 | .667 | 1-2 | .500 | 0-0 | .000 | 0-4 | 4 | 2.7 | 0-0 | 1 | 0 | 0 | 0 | 13 | |
| 2/10 | Evansville* | 26 | 3-8 | .375 | 0-1 | .000 | 0-0 | .000 | 1-2 | 3 | 2.7 | 1-0 | 1 | 3 | 0 | 1 | 6 | |
| 2/14 | at Southern Ill.* | 29 | 6-12 | .500 | 3-6 | .500 | 0-0 | .000 | 0-1 | 1 | 2.7 | 4-0 | 1 | 2 | 0 | 1 | 15 | |
| 2/18 | Drake* | 30 | 3-10 | .300 | 1-5 | .200 | 3-6 | .500 | 0-4 | 4 | 2.7 | 0-0 | 2 | 0 | 1 | 0 | 10 | |
| 2/21 | Bradley* | 31 | 9-14 | .643 | 6-8 | .750 | 0-0 | .000 | 1-3 | 4 | 2.8 | 3-0 | 2 | 1 | 0 | 0 | 24 | |
| 2/24 | at UNI* | 34 | 4-10 | .400 | 1-4 | .250 | 5-5 | 1.000 | 0-2 | 2 | 2.7 | 2-0 | 1 | 1 | 1 | 0 | 14 | |
| 3/1 | vs. Valparaiso \$ | * 36 | 3-9 | .333 | 1-2 | .500 | 0-0 | .000 | 1-3 | 4 | 2.8 | 1-0 | 1 | 3 | 1 | 0 | 7 | |
| 3/2 | vs. Southern Ill.\$ | | | | | | | | | | | | | | | | | |

Jarred Dixon Career Statistics

| Year | G-GS | Min | FG-A | Pct | 3FG-A | Pct | FT-A | Pct | OR-DR | Reb | Avg | PF-D | A | TO | BS | ST | Pts | Avg |
|--------------|--------------|-------------|----------------|-------------|---------------|-------------|----------------|-------------|---------------|------------|------------|--------------|------------|------------|-----------|-----------|------------|------------|
| 2015-16 | 30-17 | 725 | 91-222 | .410 | 11-41 | .268 | 47-64 | .734 | 22-46 | 68 | 2.3 | 60-0 | 45 | 30 | 4 | 40 | 240 | 8.0 |
| 2016-17 | 33-10 | 758 | 105-260 | .404 | 15-53 | .283 | 60-71 | .845 | 23-60 | 83 | 2.5 | 62-0 | 67 | 42 | 7 | 26 | 285 | 8.6 |
| 2017-18 | 32-19 | 919 | 107-254 | .421 | 30-76 | .395 | 40-54 | .741 | 21-68 | 89 | 2.8 | 59-0 | 72 | 44 | 11 | 23 | 284 | 8.9 |
| Total | 95-46 | 2402 | 303-736 | .412 | 56-170 | .329 | 147-189 | .778 | 66-174 | 240 | 2.5 | 181-0 | 184 | 116 | 22 | 89 | 809 | 8.5 |

Jarred Dixon Career MVC-Only Statistics

| Year | G-GS | Min | FG-A | Pct | 3FG-A | Pct | FT-A | Pct | OR-DR | Reb | Avg | PF-D | A | TO | BS | ST | Pts | Avg |
|--------------|--------------|-------------|----------------|-------------|---------------|-------------|---------------|-------------|---------------|------------|------------|--------------|------------|-----------|-----------|-----------|------------|------------|
| 2015-16 | 18-16 | 545 | 66-153 | .431 | 7-24 | .292 | 34-44 | .773 | 13-37 | 50 | 2.8 | 46-0 | 35 | 21 | 3 | 30 | 173 | 9.6 |
| 2016-17 | 18-8 | 443 | 61-153 | .399 | 7-28 | .250 | 27-35 | .771 | 14-40 | 54 | 3.0 | 37-0 | 36 | 20 | 5 | 12 | 156 | 8.7 |
| 2017-18 | 18-11 | 538 | 63-155 | .406 | 19-56 | .339 | 29-38 | .763 | 11-39 | 50 | 2.8 | 36-0 | 38 | 22 | 6 | 12 | 174 | 9.7 |
| Total | 54-35 | 1526 | 190-461 | .412 | 33-108 | .306 | 90-117 | .769 | 38-116 | 154 | 2.9 | 119-0 | 109 | 63 | 14 | 54 | 503 | 9.3 |



20 – Ryan Kreklow

6-4 ♦ 186 ♦ Junior ♦ Guard ♦ Administrative Management
Columbia, Missouri ♦ Rock Bridge High



Career Highs

Points

20, vs. Colorado State, 11/28/17

Rebounds

6, vs. DePaul, 12/23/16

6, vs. Evangel, 11/24/17

6, vs. South Dakota State, 12/2/17

Field Goals

6, vs. DePaul, 12/23/16

6, vs. Colorado State, 11/28/17

Field Goal Attempts

12, vs. DePaul, 12/23/16

Three-Pointers

4, vs. SE Missouri, 12/17/16

4, vs. USC, 12/22/16

Three-Point Attempts

8, done 4x, last vs. Southrn, 11/15/17

Free Throws

6, at Wichita State, 2/18/16

Free Throw Attempts

6, at Wichita State, 2/18/16

6, vs. Colorado State, 11/28/17

Assists

5, vs. Loyola, 12/22/17

Blocked Shots

1, done 13x, last at Valpo, 3/1/18

Steals

3, done 4 times, last at ILSU, 1/4/17

Minutes

37, at Loyola 1/9/16 [vs. Drake, 3/3/16]

Career Misc.

Leading MSU in Scoring 2

Leading MSU in Rebound. 1

Leading MSU in Assists 8

Double-Figure Points 17

Dunks 0

20-Point Games 1

Charges Drawn 24

2017-18

Scored 11 points with a 3-pointer and 4-for-4 effort at the line in MVC Tournament win over Valparaiso (3/1/18) ... Knocked down his 112th career 3-pointer at UNI (2/24/18) to crack program's all-time top 10 ... Was 2-for-2 from 3-point range in win at Indiana State (2/6/18) ... Snagged 4 caroms and knocked down a trey in loss at Drake (1/20/18) ... Came off the bench for 9 points with a pair of 3-pointers and 2 assists in home win over Indiana State (1/14/18) ... Had 4 assists, a block and a steal at Evansville (1/10/18) in his sixth straight start ... Drew his 20th career charge and had 2 clutch free throws in home win over UNI (1/4/18) ... Played 24 minutes at Valparaiso (12/31/17) and drew a charge in his third straight start ... Reached 500 career points in win over Loyola (12/22/17) with team-high 5 assists, 10 points, 5 rebounds and a pair of drawn charges ... Returned to starting lineup for win over Wright State (12/19/17) with a pair of threes to give him 100 treys for his career ... Had 3 assists and a pair of treys off the bench at ORU (12/10/17) ... Knocked down 3 treys and had 9 points in home win over Hampton (12/8/17) ... Snagged a pair of key steals in road win over North Dakota State (12/4/17) ... Matched career high with 6 rebounds in win over South Dakota State (12/2/17) ... Posted career-high 20 points to lead the Bears in scoring in win over Colorado State (11/28/17) with 3 treys and his 50th career steal ... Matched career high in rebounds (6) and assists (4) in win over Evangel (11/24/17) with 8 points and a pair of 3-pointers ... Had a steal and two game-clinching free throws in final seconds of win over Manhattan (11/21/17) at Gulf Coast Showcase along with a 3-pointer and 3 assists ... Hit a go-ahead 3-pointer in the second half as part of a 5-point effort against Georgia Southern (11/20/17) at Gulf Coast Showcase ... Went 4-for-4 at the line with 6 points and 3 rebounds vs. North Dakota State (11/17/17) ... Notched 11 points in home opener against Southern (11/15/17) with 3 triples and a pair of steals in starting role ... Went 4-for-4 at the foul line in road win at Western Kentucky (11/10/17) ... Finished second on the club with 42 treys last season, and had a 3-pointer in 24 games (appeared in all 33).

2017-18 Game by Game

| Date | Opponent | GS | Min | FG-A | Pct | 3FG-A | Pct | FT-A | Pct | OR-DR | Reb | Ave | PF-D | A | TO | BS | ST | Pts |
|-------|---------------------|----|-----|------|------|-------|-------|------|-------|-------|-----|-----|------|---|----|----|----|-----|
| 11/10 | at Western Ky. | * | 21 | 1-4 | .250 | 1-3 | .333 | 4-4 | 1.000 | 0-1 | 1 | 1.0 | 3-0 | 1 | 2 | 0 | 1 | 7 |
| 11/15 | Southern U. | * | 22 | 4-11 | .364 | 3-8 | .375 | 0-0 | .000 | 2-3 | 5 | 3.0 | 2-0 | 1 | 3 | 1 | 2 | 11 |
| 11/17 | North Dakota St. | * | 33 | 1-4 | .250 | 0-3 | .000 | 4-4 | 1.000 | 0-3 | 3 | 3.0 | 3-0 | 0 | 2 | 0 | 2 | 6 |
| 11/20 | vs. Ga Southern # | * | 20 | 2-6 | .333 | 1-4 | .250 | 0-0 | .000 | 0-1 | 1 | 2.5 | 3-0 | 1 | 1 | 0 | 1 | 5 |
| 11/21 | vs. Manhattan# | | 18 | 1-6 | .167 | 1-5 | .200 | 2-2 | 1.000 | 0-1 | 1 | 2.2 | 1-0 | 3 | 1 | 0 | 2 | 5 |
| 11/22 | vs. FAU# | | 15 | 0-4 | .000 | 0-3 | .000 | 2-2 | 1.000 | 0-4 | 4 | 2.5 | 0-0 | 1 | 2 | 0 | 0 | 2 |
| 11/24 | Evangel | | 27 | 3-8 | .375 | 2-4 | .500 | 0-0 | .000 | 1-5 | 6 | 3.0 | 0-0 | 4 | 1 | 0 | 1 | 8 |
| 11/28 | Colorado State | | 32 | 6-11 | .545 | 3-6 | .500 | 5-6 | .833 | 0-1 | 1 | 2.8 | 3-0 | 0 | 2 | 0 | 1 | 20 |
| 12/2 | vs. S. Dakota St. | | 27 | 2-8 | .250 | 1-6 | .167 | 0-0 | .000 | 1-6 | 6 | 3.1 | 3-0 | 3 | 2 | 0 | 1 | 5 |
| 12/4 | at N. Dakota St. | | 22 | 1-7 | .143 | 0-2 | .000 | 0-0 | .000 | 1-1 | 2 | 3.0 | 3-0 | 2 | 0 | 0 | 2 | 2 |
| 12/8 | Hampton | | 22 | 3-7 | .429 | 3-5 | .600 | 0-0 | .000 | 0-2 | 2 | 2.9 | 1-0 | 1 | 1 | 0 | 0 | 9 |
| 12/10 | at Oral Roberts | | 24 | 2-4 | .500 | 2-4 | .500 | 0-0 | .000 | 0-0 | 0 | 2.7 | 4-0 | 3 | 1 | 0 | 1 | 6 |
| 12/19 | Wright State | * | 22 | 3-6 | .500 | 2-5 | .400 | 0-0 | .000 | 0-1 | 1 | 2.5 | 4-0 | 1 | 1 | 0 | 2 | 8 |
| 12/22 | Loyola* | * | 34 | 2-4 | .500 | 2-3 | .667 | 4-4 | 1.000 | 0-5 | 5 | 2.7 | 1-0 | 5 | 1 | 1 | 1 | 10 |
| 12/31 | at Valparaiso* | * | 24 | 1-6 | .167 | 1-4 | .250 | 0-0 | .000 | 3-0 | 3 | 2.7 | 2-0 | 2 | 1 | 0 | 2 | 3 |
| 1/4 | UNI* | * | 24 | 1-8 | .125 | 0-6 | .000 | 2-2 | 1.000 | 0-2 | 2 | 2.7 | 1-0 | 1 | 1 | 0 | 0 | 4 |
| 1/7 | at Illinois State* | * | 16 | 0-5 | .000 | 0-4 | .000 | 0-0 | .000 | 0-1 | 1 | 2.6 | 1-0 | 1 | 1 | 0 | 0 | 0 |
| 1/10 | at Evansville* | * | 25 | 0-2 | .000 | 0-1 | .000 | 0-0 | .000 | 0-1 | 1 | 2.5 | 3-0 | 4 | 0 | 1 | 1 | 0 |
| 1/14 | Indiana State* | | 14 | 2-5 | .400 | 2-5 | .400 | 3-4 | .750 | 0-0 | 0 | 2.4 | 2-0 | 2 | 3 | 0 | 0 | 9 |
| 1/17 | Valparaiso* | | 25 | 1-5 | .200 | 1-5 | .200 | 0-0 | .000 | 0-3 | 3 | 2.4 | 4-0 | 1 | 1 | 0 | 0 | 3 |
| 1/20 | at Drake* | | 21 | 1-3 | .333 | 1-2 | .500 | 0-0 | .000 | 0-4 | 4 | 2.5 | 4-0 | 2 | 0 | 0 | 1 | 3 |
| 1/23 | at Bradley* | | 21 | 1-4 | .250 | 1-4 | .250 | 1-2 | .500 | 0-3 | 3 | 2.5 | 2-0 | 2 | 0 | 0 | 0 | 4 |
| 1/27 | Southern Ill.* | | 10 | 1-2 | .500 | 0-1 | .000 | 0-0 | .000 | 1-0 | 1 | 2.4 | 2-0 | 2 | 1 | 0 | 0 | 2 |
| 1/30 | Illinois State* | | 16 | 0-5 | .000 | 0-4 | .000 | 2-2 | 1.000 | 0-2 | 2 | 2.4 | 0-0 | 2 | 0 | 0 | 0 | 2 |
| 2/3 | at Loyola* | | 4 | 0-0 | .000 | 0-0 | .000 | 0-0 | .000 | 0-0 | 0 | 2.3 | 0-0 | 0 | 0 | 0 | 0 | 0 |
| 2/6 | at Indiana State* | | 17 | 2-3 | .667 | 2-2 | 1.000 | 0-0 | .000 | 0-0 | 0 | 2.3 | 1-0 | 0 | 2 | 0 | 0 | 6 |
| 2/10 | Evansville* | | 12 | 1-4 | .250 | 1-3 | .333 | 0-0 | .000 | 0-0 | 0 | 2.2 | 1-0 | 0 | 0 | 0 | 0 | 3 |
| 2/14 | at Southern Ill.* | | 9 | 0-2 | .000 | 0-1 | .000 | 0-0 | .000 | 0-2 | 2 | 2.2 | 0-0 | 0 | 0 | 0 | 0 | 0 |
| 2/18 | Drake* | | 15 | 0-0 | .000 | 0-0 | .000 | 0-0 | .000 | 0-0 | 0 | 2.1 | 3-0 | 0 | 0 | 0 | 0 | 0 |
| 2/21 | Bradley* | | 5 | 0-0 | .000 | 0-0 | .000 | 2-2 | 1.000 | 0-0 | 0 | 2.1 | 1-0 | 0 | 0 | 0 | 0 | 2 |
| 2/24 | at UNI* | | 16 | 1-3 | .333 | 1-3 | .333 | 2-2 | 1.000 | 0-0 | 0 | 2.0 | 2-0 | 1 | 0 | 0 | 1 | 5 |
| 3/1 | vs. Valparaiso \$ | | 17 | 3-6 | .500 | 1-4 | .250 | 4-4 | 1.000 | 0-0 | 0 | 1.9 | 2-0 | 0 | 0 | 1 | 0 | 11 |
| 3/2 | vs. Southern Ill.\$ | | | | | | | | | | | | | | | | | |

Ryan Kreklow Career Statistics

| Year | G-GS | Min | FG-A | Pct | 3FG-A | Pct | FT-A | Pct | OR-DR | Reb | Avg | PF-D | A | TO | BS | ST | Pts | Avg |
|--------------|--------------|-------------|----------------|-------------|----------------|-------------|---------------|-------------|---------------|------------|------------|--------------|------------|-----------|-----------|-----------|------------|------------|
| 2015-16 | 27-6 | 595 | 57-164 | .348 | 39-113 | .345 | 34-45 | .756 | 12-50 | 62 | 2.3 | 62-2 | 35 | 33 | 7 | 21 | 187 | 6.9 |
| 2016-17 | 33-9 | 584 | 70-156 | .449 | 42-101 | .416 | 27-31 | .871 | 15-45 | 60 | 1.8 | 57-1 | 22 | 34 | 2 | 19 | 209 | 6.3 |
| 2017-18 | 32-10 | 630 | 46-153 | .301 | 32-110 | .291 | 37-40 | .925 | 9-53 | 62 | 1.9 | 63-0 | 47 | 28 | 5 | 23 | 161 | 5.0 |
| Total | 92-25 | 1809 | 173-473 | .366 | 113-324 | .349 | 98-116 | .845 | 36-148 | 184 | 2.0 | 182-3 | 104 | 95 | 14 | 63 | 557 | 6.1 |

Ryan Kreklow Career MVC-Only Statistics

| Year | G-GS | Min | FG-A | Pct | 3FG-A | Pct | FT-A | Pct | OR-DR | Reb | Avg | PF-D | A | TO | BS | ST | Pts | Avg |
|--------------|--------------|-------------|---------------|-------------|---------------|-------------|--------------|-------------|--------------|-----------|------------|--------------|-----------|-----------|-----------|-----------|------------|------------|
| 2015-16 | 18-3 | 390 | 36-102 | .353 | 25-69 | .362 | 26-35 | .743 | 7-26 | 33 | 1.8 | 41-2 | 16 | 24 | 5 | 14 | 123 | 6.8 |
| 2016-17 | 18-2 | 320 | 31-72 | .431 | 21-49 | .429 | 14-16 | .875 | 5-29 | 34 | 1.9 | 35-1 | 11 | 23 | 2 | 8 | 97 | 5.4 |
| 2017-18 | 18-5 | 308 | 14-61 | .230 | 12-48 | .250 | 16-18 | .889 | 4-25 | 29 | 1.6 | 31-0 | 26 | 9 | 3 | 7 | 56 | 3.1 |
| Total | 54-10 | 1018 | 81-235 | .345 | 58-166 | .349 | 56-69 | .812 | 16-80 | 96 | 1.8 | 107-3 | 53 | 56 | 10 | 29 | 276 | 5.1 |



2 - Reggie Scurry

6-5 ♦ 213 ♦ Junior ♦ Forward ♦ Sport & Park Administration

Atlanta, Georgia ♦ North Clayton High ♦ Northern Oklahoma Tonkawa College



Career Highs

Points

18, vs. Loyola, 12/22/17

Rebounds

7, at North Dakota State, 12/4/17

7, vs. Loyola, 12/22/17

Field Goals

8, vs. Loyola, 12/22/17

Field Goal Attempts

13, vs. Loyola, 12/22/17

Three-Pointers

1, 2x, last vs. South Dak St., 12/2/17

Three-Point Attempts

2, at North Dakota State, 12/4/17

Free Throws

7, at Valparaiso, 12/31/17

Free Throw Attempts

8, at Valparaiso, 12/31/17

Assists

1, done 3 times, last vs. Valparaiso, 1/17/18

Blocks

3, vs. Colorado State, 11/28/17

Steals

2, vs. Northern Iowa, 1/4/18

Minutes

26, at Evansville, 1/10/18

Career Misc.

Leading MSU in Scoring 0

Leading MSU in Rebound. 0

Leading MSU in Assists 0

Double-Figure Points 8

Double-Figure Rebounds 0

Double-Doubles 0

Dunks 13

20-Point Games 0

Charges Drawn 1

2017-18

Suffered a foot injury during cryotherapy treatment on 1/22/18 and has missed the last 11 games ... Earned MVC All-Bench Team honors after averaging 8.0 and 4.6 rebounds per game in Valley contests ... Posted 8 points, 6 rebounds and a dunk off the bench at Drake (1/20/18) ... Came off bench to score 7 points with 5 rebounds in home win over Valpo (1/17/18) ... Blocked 2 shots in home win over Indiana State (1/14/18) in second start ... Scored 10 points on 5-of-11 from the field with a pair of blocks at Evansville (1/10/18) in his first career start ... Blocked 2 shots and snagged 4 rebounds off the bench at Illinois State (1/7/18) ... Had 2 steals and snagged 6 rebounds -- 5 offensive -- in home win over UNI (1/4/18) ... Scored 9 points behind 7-of-8 at the line with a drawn charge in road win at Valparaiso (12/31/17) ... Had stellar breakout in Valley opener against Loyola (12/22/17) with 18 points, 7 rebounds, 2 dunks and a block in win over Ramblers ... Was 3-for-3 at the line and 9 points in home win over Hampton (12/8/17) ... Posted 13 points and 7 rebounds off the bench in key road win at North Dakota State (12/4/17) with a pair of blocked shots ... Made 6-of-9 shots for career high 14 points in win over South Dakota State (12/2/17) ... Notched 12 points in 15 minutes off the bench in win over Colorado State (11/28/17) behind 5-for-5 at the line with a 3-pointer and 3 blocks ... Produced 10 points in win over Evangel (11/24/17) on 5-of-9 field goals with a dunk and 5 rebounds ... Posted 8 points and 3 rebounds in win over FAU (11/22/17) in Gulf Coast Showcase finale ... Scored 8 points on 4-of-5 shooting in Gulf Coast Showcase win over Manhattan (11/21/17) ... Dropped 8 points with a pair of dunks against Georgia Southern (11/20/17) at Gulf Coast Showcase with 4 rebounds ... Had 6 points vs. Southern University (11/15/17) with 2-of-2 effort at the line ... Poured in 12 points in his MSU debut, making 6-of-8 shots at Western Kentucky (11/10/17) in season opener with 5 boards and 3 dunks ... NJCAA Division I All-America third-team selection in 2017 ... Averaged team-bests 15.7 points and 10.2 rebounds per game as a sophomore at Northern Oklahoma Tonkawa College.

2017-18 Game by Game

| Date | Opponent | GS | Min | FG-A | Pct | 3FG-A | Pct | FT-A | Pct | OR-DR | Reb | Ave | PF-D | A | TO | BS | ST | Pts | |
|-------|----------------------|------|---------------------|------|-----|-------|-----|-------|-----|-------|-----|-----|------|---|----|----|----|-----|--|
| 11/10 | at Western Ky. | 18 | 6-8 | .750 | 0-0 | .000 | 0-0 | .000 | 1-4 | 5 | 5.0 | 5-1 | 0 | 3 | 1 | 0 | 12 | | |
| 11/15 | Southern U. | 17 | 2-5 | .400 | 0-1 | .000 | 2-2 | 1.000 | 2-1 | 3 | 4.0 | 3-0 | 0 | 2 | 1 | 1 | 6 | | |
| 11/17 | North Dakota St. | 20 | 4-9 | .444 | 0-0 | .000 | 1-1 | 1.000 | 4-0 | 4 | 4.0 | 1-0 | 0 | 0 | 1 | 0 | 9 | | |
| 11/20 | vs. Ga Southern # | 17 | 3-6 | .500 | 0-0 | .000 | 2-2 | 1.000 | 1-3 | 4 | 4.0 | 3-0 | 0 | 3 | 0 | 1 | 8 | | |
| 11/21 | vs. Manhattan# | 14 | 4-5 | .800 | 0-0 | .000 | 0-1 | .000 | 0-2 | 2 | 3.6 | 2-0 | 0 | 0 | 0 | 0 | 8 | | |
| 11/22 | vs. FAU# | 8 | 3-6 | .600 | 0-0 | .000 | 2-2 | 1.000 | 2-1 | 3 | 3.5 | 0-0 | 0 | 0 | 0 | 0 | 8 | | |
| 11/24 | Evangel | 15 | 5-9 | .556 | 0-0 | .000 | 0-1 | .000 | 4-1 | 5 | 3.7 | 0-0 | 0 | 2 | 1 | 0 | 10 | | |
| 11/28 | Colorado State | 15 | 3-5 | .600 | 1-1 | 1.000 | 5-5 | 1.000 | 1-3 | 4 | 3.8 | 3-0 | 1 | 0 | 3 | 0 | 12 | | |
| 12/2 | vs. S. Dakota St. | 15 | 6-9 | .667 | 1-1 | 1.000 | 1-2 | .500 | 3-1 | 4 | 3.9 | 1-0 | 0 | 1 | 0 | 0 | 14 | | |
| 12/4 | at N. Dakota St. | 20 | 5-9 | .556 | 0-2 | .000 | 3-5 | .600 | 2-5 | 7 | 4.1 | 2-0 | 0 | 0 | 2 | 0 | 13 | | |
| 12/8 | Hampton | 11 | 3-5 | .600 | 0-1 | .000 | 3-3 | 1.000 | 1-1 | 2 | 3.9 | 1-0 | 0 | 1 | 0 | 0 | 9 | | |
| 12/10 | at Oral Roberts | 21 | 5-7 | .714 | 0-0 | .000 | 1-2 | .500 | 2-4 | 6 | 4.1 | 3-0 | 0 | 0 | 0 | 0 | 11 | | |
| 12/19 | Wright State | 8 | 1-4 | .250 | 0-0 | .000 | 0-0 | .000 | 1-1 | 2 | 3.9 | 1-0 | 0 | 0 | 1 | 0 | 2 | | |
| 12/22 | Loyola* | 25 | 8-13 | .615 | 0-0 | .000 | 2-7 | .286 | 2-5 | 7 | 4.1 | 4-0 | 0 | 2 | 1 | 0 | 18 | | |
| 12/31 | at Valparaiso* | 15 | 1-6 | .167 | 0-1 | .000 | 7-8 | .875 | 2-4 | 6 | 4.3 | 4-0 | 0 | 0 | 0 | 0 | 9 | | |
| 1/4 | UNI* | 20 | 1-6 | .167 | 0-0 | .000 | 2-4 | .500 | 5-1 | 6 | 4.4 | 4-0 | 0 | 1 | 1 | 2 | 4 | | |
| 1/7 | at Illinois State* | 14 | 1-2 | .500 | 0-0 | .000 | 3-4 | .750 | 2-2 | 4 | 4.4 | 5-2 | 0 | 4 | 2 | 0 | 5 | | |
| 1/10 | at Evansville* | * 26 | 5-11 | .455 | 0-1 | .000 | 0-0 | .000 | 1-1 | 2 | 4.2 | 4-0 | 0 | 1 | 2 | 0 | 10 | | |
| 1/14 | Indiana State* | * 20 | 1-3 | .333 | 0-0 | .000 | 1-2 | .500 | 0-1 | 1 | 4.1 | 1-0 | 1 | 1 | 2 | 0 | 3 | | |
| 1/17 | Valparaiso* | 19 | 3-9 | .333 | 0-1 | .000 | 1-3 | .333 | 0-5 | 5 | 4.1 | 1-0 | 1 | 0 | 0 | 0 | 7 | | |
| 1/20 | at Drake* | 21 | 4-11 | .364 | 0-0 | .000 | 0-0 | .000 | 1-5 | 6 | 4.2 | 4-0 | 0 | 0 | 1 | 1 | 8 | | |
| 1/23 | at Bradley* | | Did Not Play - Foot | | | | | | | | | | | | | | | | |
| 1/27 | Southern Ill.* | | Did Not Play - Foot | | | | | | | | | | | | | | | | |
| 1/30 | Illinois State* | | Did Not Play - Foot | | | | | | | | | | | | | | | | |
| 2/3 | at Loyola* | | Did Not Play - Foot | | | | | | | | | | | | | | | | |
| 2/6 | at Indiana State* | | Did Not Play - Foot | | | | | | | | | | | | | | | | |
| 2/10 | Evansville* | | Did Not Play - Foot | | | | | | | | | | | | | | | | |
| 2/14 | at Southern Ill.* | | Did Not Play - Foot | | | | | | | | | | | | | | | | |
| 2/18 | Drake* | | Did Not Play - Foot | | | | | | | | | | | | | | | | |
| 2/21 | Bradley* | | Did Not Play - Foot | | | | | | | | | | | | | | | | |
| 2/24 | at UNI* | | Did Not Play - Foot | | | | | | | | | | | | | | | | |
| 3/1 | vs. Valparaiso \$ | | Did Not Play - Foot | | | | | | | | | | | | | | | | |
| 3/2 | vs. Southern Ill. \$ | | Did Not Play - Foot | | | | | | | | | | | | | | | | |

Reggie Scurry Career Statistics

| Year | G-GS | Min | FG-A | Pct | 3FG-A | Pct | FT-A | Pct | OR-DR | Reb | Avg | PF-D | A | TO | BS | ST | Pts | Avg |
|---------|------|-----|--------|------|-------|------|-------|------|-------|-----|-----|------|---|----|----|----|-----|-----|
| 2017-18 | 21-2 | 359 | 74-147 | .503 | 2-9 | .222 | 36-54 | .667 | 37-51 | 88 | 4.2 | 52-2 | 3 | 22 | 19 | 5 | 186 | 8.9 |
| Total | 21-2 | 359 | 74-147 | .503 | 2-9 | .222 | 36-54 | .667 | 37-51 | 88 | 4.2 | 52-2 | 3 | 22 | 19 | 5 | 186 | 8.9 |

Reggie Scurry Career MVC-Only Statistics

| Year | G-GS | Min | FG-A | Pct | 3FG-A | Pct | FT-A | Pct | OR-DR | Reb | Avg | PF-D | A | TO | BS | ST | Pts | Avg |
|---------|------|-----|-------|------|-------|------|-------|------|-------|-----|-----|------|---|----|----|----|-----|-----|
| 2017-18 | 8-2 | 160 | 24-61 | .393 | 0-3 | .000 | 16-28 | .571 | 13-24 | 37 | 4.6 | 27-1 | 2 | 9 | 9 | 3 | 64 | 8.0 |
| Total | 8-2 | 160 | 24-61 | .393 | 0-3 | .000 | 16-28 | .571 | 13-24 | 37 | 4.6 | 27-1 | 2 | 9 | 9 | 3 | 64 | 8.0 |

MVC All-Bench Team



21 - Ross Owens

6-4 ♦ 191 ♦ Sophomore ♦ Guard ♦ Undeclared
Woodlawn, Illinois ♦ Woodlawn High



2017-18

Knocked down a 3-pointer in regular-season finale at UNI (2/24/18) and posted an assist ... Played 11 minutes at Loyola (2/3/18) and snagged a key defensive rebound ... Notched a rebound in 3-minute appearance vs. Southern Illinois (1/27/18) ... Played 21 minutes at Bradley (1/23/18) off the bench and tallied 5 points, 2 rebounds, an assist and a 3-pointer ... Grabbed a steal at Drake (1/20/18) in 4-minute appearance ... Earned 3 minutes in home win over Valparaiso (1/17/18) ... Made Valley road appearance in win at Valparaiso (12/31/17) ... Got in the Wright State game (12/19/17) for 10 minutes and posted 2 rebounds and 2 points in his 10th career appearance for the Bears ... Played the final 2 minutes of home win over Hampton (12/8/17) ... Got in 9 minutes vs. Evangel (11/24/17) with 5 points, a block and a 3-pointer at JQH Arena. ... Saw 3 minutes in home opener against Southern University (11/15/17) with a rebound ... Played in 6 games as a true freshman walkon in 2016-17.

Career Highs

Points

5, vs. Fontbonne, 11/17/16
5, vs. Evangel, 11/24/17
5, at Bradley (1/23/18)

Rebounds

2, vs. Jacksonville State, 11/13/16
2, vs. Wright State (12/19/17)
2, at Bradley (1/23/18)

Field Goals

2, vs. Fontbonne, 11/17/16
2, vs. Evangel, 11/24/17
2, at Bradley (1/23/18)

Field Goal Attempts

7, at Bradley (1/23/18)

Three-Pointers

1, done 4x, last at UNI (2/24/18)

Three-Point Attempts

6, at Bradley (1/23/18)

Assists

1, vs. Southeast Missouri, 12/17/16
1, at Bradley (1/23/18)
1, at Northern Iowa (2/24/18)

Blocks

1, vs. Evangel, 11/24/17

Steals

1, done 3x, last at Bradley (1/23/18)

Minutes

21, at Bradley (1/23/18)

Career Misc.

| | |
|-------------------------|---|
| Leading MSU in Scoring | 0 |
| Leading MSU in Rebound. | 0 |
| Leading MSU in Assists | 0 |
| Double-Figure Points | 0 |
| Double-Figure Rebounds | 0 |
| Double-Doubles | 0 |
| Dunks | 0 |
| 20-Point Games | 0 |

2017-18 Game by Game

| Date | Opponent | GS | Min | FG-A | Pct | 3FG-A | Pct | FT-A | Pct | OR-DR | Reb | Avg | PF-D | A | TO | BS | ST | Pts |
|-------|----------------------|----|-----|------|-----|-------|-----|------|-----|-------|-----|-----|------|-----|----|----|----|-----|
| 11/10 | at Western Ky. | | | | | | | | | | | | | | | | | |
| | | | | | | | | | | | | | | | | | | |
| 11/15 | Southern U. | 3 | 0-1 | .000 | 0-1 | .000 | 0-0 | .000 | 0-0 | .000 | 0-1 | 1 | 1.0 | 0-0 | 0 | 0 | 0 | 0 |
| 11/17 | North Dakota St. | | | | | | | | | | | | | | | | | |
| 11/20 | vs. Ga Southern # | | | | | | | | | | | | | | | | | |
| 11/21 | vs. Manhattan# | | | | | | | | | | | | | | | | | |
| 11/22 | vs. FAU# | | | | | | | | | | | | | | | | | |
| 11/24 | Evangel | 9 | 2-4 | .500 | 1-3 | .333 | 0-0 | .000 | 0-0 | 0 | 0.5 | 0-0 | 0 | 1 | 1 | 0 | 0 | 5 |
| 11/28 | Colorado State | | | | | | | | | | | | | | | | | |
| 12/2 | vs. S. Dakota St. | | | | | | | | | | | | | | | | | |
| 12/4 | at N. Dakota St. | | | | | | | | | | | | | | | | | |
| 12/8 | Hampton | 2 | 0-0 | .000 | 0-0 | .000 | 0-0 | .000 | 0-0 | 0 | 0.3 | 0-0 | 0 | 0 | 0 | 0 | 0 | 0 |
| 12/10 | at Oral Roberts | | | | | | | | | | | | | | | | | |
| 12/19 | Wright State | 10 | 1-3 | .333 | 0-2 | .000 | 0-0 | .000 | 1-1 | 2 | 0.8 | 2-0 | 0 | 0 | 0 | 0 | 0 | 2 |
| 12/22 | Loyola Chicago* | | | | | | | | | | | | | | | | | |
| 12/31 | at Valparaiso* | 1 | 0-0 | .000 | 0-0 | .000 | 0-0 | .000 | 0-0 | 0 | 0.6 | 0-0 | 0 | 0 | 0 | 0 | 0 | 0 |
| 1/4 | UNI* | | | | | | | | | | | | | | | | | |
| 1/7 | at Illinois State* | | | | | | | | | | | | | | | | | |
| 1/10 | at Evansville* | | | | | | | | | | | | | | | | | |
| 1/14 | Indiana State* | | | | | | | | | | | | | | | | | |
| 1/17 | Valparaiso* | 3 | 0-0 | .000 | 0-0 | .000 | 0-0 | .000 | 0-0 | 0 | 0.5 | 1-0 | 0 | 1 | 0 | 0 | 0 | 0 |
| 1/20 | at Drake* | 4 | 0-1 | .000 | 0-1 | .000 | 0-0 | .000 | 0-0 | 0 | 0.4 | 0-0 | 0 | 0 | 0 | 0 | 1 | 0 |
| 1/23 | at Bradley* | 21 | 2-7 | .286 | 1-6 | .167 | 0-0 | .000 | 0-2 | 2 | 0.6 | 1-0 | 1 | 0 | 0 | 0 | 1 | 5 |
| 1/27 | Southern Ill.* | 3 | 0-0 | .000 | 0-0 | .000 | 0-0 | .000 | 0-1 | 1 | 0.5 | 0-0 | 0 | 1 | 0 | 0 | 0 | 0 |
| 1/30 | Illinois State* | | | | | | | | | | | | | | | | | |
| 2/3 | at Loyola Chicago* | 11 | 0-2 | .000 | 0-2 | .000 | 0-0 | .000 | 0-1 | 1 | 0.7 | 1-0 | 0 | 2 | 0 | 0 | 0 | 0 |
| 2/6 | at Indiana State* | 3 | 0-1 | .000 | 0-1 | .000 | 0-0 | .000 | 0-0 | 0 | 0.6 | 1-0 | 0 | 2 | 0 | 0 | 0 | 0 |
| 2/10 | Evansville* | | | | | | | | | | | | | | | | | |
| 2/14 | at Southern Ill.* | | | | | | | | | | | | | | | | | |
| 2/18 | Drake* | | | | | | | | | | | | | | | | | |
| 2/21 | Bradley* | 3 | 0-1 | .000 | 0-1 | .000 | 0-0 | .000 | 0-0 | 0 | 0.6 | 1-0 | 0 | 0 | 0 | 0 | 0 | 0 |
| 2/24 | at UNI* | 5 | 1-2 | .500 | 1-2 | .500 | 0-0 | .000 | 0-0 | 0 | 0.5 | 0-0 | 1 | 0 | 0 | 0 | 0 | 3 |
| 3/1 | vs. Valparaiso \$ | | | | | | | | | | | | | | | | | |
| 3/2 | vs. Southern Ill. \$ | | | | | | | | | | | | | | | | | |

Ross Owens Career Statistics

| Year | G-GS | Min | FG-A | Pct | 3FG-A | Pct | FT-A | Pct | OR-DR | Reb | Avg | PF-D | A | TO | BS | ST | Pts | Avg |
|--------------|-------------|-----------|-------------|-------------|-------------|-------------|------------|-------------|------------|-----------|------------|------------|----------|----------|----------|----------|-----------|------------|
| 2016-17 | 6-0 | 14 | 2-6 | .333 | 1-3 | .333 | 0-0 | .000 | 2-2 | 4 | 0.7 | 2-0 | 1 | 0 | 0 | 1 | 5 | 0.8 |
| 2017-18 | 13-0 | 78 | 6-22 | .273 | 3-19 | .158 | 0-0 | .000 | 1-6 | 7 | 0.5 | 7-0 | 2 | 7 | 1 | 2 | 15 | 1.2 |
| Total | 19-0 | 92 | 8-28 | .286 | 4-22 | .182 | 0-0 | .000 | 3-8 | 11 | 0.6 | 9-0 | 3 | 7 | 1 | 3 | 20 | 1.1 |

Ross Owens Career MVC-Only Statistics

| Year | G-GS | Min | FG-A | Pct | 3FG-A | Pct | FT-A | Pct | OR-DR | Reb | Avg | PF-D | A | TO | BS | ST | Pts | Avg |
|--------------|-------------|-----------|-------------|-------------|-------------|-------------|------------|-------------|------------|----------|------------|------------|----------|----------|----------|----------|----------|------------|
| 2016-17 | 2-0 | 3 | 0-0 | .000 | 0-0 | .000 | 0-0 | .000 | 0-2 | 2 | 1.0 | 0-0 | 0 | 0 | 0 | 0 | 0 | 0.0 |
| 2017-18 | 9-0 | 54 | 3-14 | .214 | 2-13 | .154 | 0-0 | .000 | 0-4 | 4 | 0.4 | 5-0 | 2 | 6 | 0 | 2 | 8 | 0.9 |
| Total | 11-0 | 57 | 3-14 | .214 | 2-13 | .154 | 0-0 | .000 | 0-6 | 6 | 0.5 | 5-0 | 2 | 6 | 0 | 2 | 8 | 0.7 |



0 - Abdul Fofana



6-7 ♦ 207 ♦ Sophomore ♦ Forward ♦ Mechanical Engineering Technology
Bobo Dioulasso, Burkina Faso ♦ St. Exupery French Secondary ♦ Dakota College

Career Highs

Points

4, vs. Evangel, 11/24/17

Rebounds

4, vs. Southern U., 11/15/17

4, vs. Evangel, 11/24/17

Field Goals

2, vs. Evangel, 11/24/17

Field Goal Attempts

3, vs. Evangel, 11/24/17

Three-Pointers

0

Three-Point Attempts

0

Free Throws

2, vs. Southern U., 11/15/17

Free Throw Attempts

3, vs. Southern U., 11/15/17

Assists

1, vs. Evangel, 11/24/17

Blocks

1, vs. Southern U., 11/15/17

Steals

2, vs. Evangel, 11/24/17

Minutes

12, vs. Evangel, 11/24/17

Career Misc.

| | |
|-------------------------|---|
| Leading MSU in Scoring | 0 |
| Leading MSU in Rebound. | 0 |
| Leading MSU in Assists | 0 |
| Double-Figure Points | 0 |
| Double-Figure Rebounds | 0 |
| Double-Doubles | 0 |
| Dunks | 2 |
| 20-Point Games | 0 |
| Charges Drawn | 0 |

2017-18

Suffered a foot injury during cryotherapy treatment on 1/22/18 and has missed the last 11 games ... Snagged a rebound in brief appearance against Indiana State (1/14/18) ... Had 2 points and a steal at Evansville (1/10/18) in 11-minute assignment ... Tallied 3 rebounds and a free throw, his first Valley point, in home win over UNI (1/4/18) ... Snagged first road steal in victory at Valparaiso (12/31/17) ... Had a rebound in Valley debut against Loyola (12/22/17) ... Threw down a dunk in win over Wright State (12/19/17) in a 6-minute assignment ... Had 4 points, 4 rebounds and 2 steals in a 12-minute assignment vs. Evangel (11/24/17) with one assist ... Grabbed 4 rebounds and had a blocked shot in home opener against Southern University (11/15/17) with 2-of-3 makes at the foul line for his first points as a Bear ... Described as a "freak of an athlete" by his junior college coach Brock Lemon, Fofana earned NJCAA All-Region XIII honors in 2017 at Dakota College in Botnetau, N.D.

2017-18 Game by Game

| Date | Opponent | GS | Min | FG-A | Pct | 3FG-A | Pct | FT-A | Pct | OR-DR | Reb | Ave | PF-D | A | TO | BS | ST | Pts |
|-------|----------------------|----------------------------------|-----|------|-----|-------|-----|------|-----|-------|-----|-----|------|---|----|----|----|-----|
| 11/10 | at Western Ky. | 1 | 0-0 | .000 | 0-0 | .000 | 0-0 | .000 | 0-0 | 0-0 | 0 | 0.0 | 0-0 | 0 | 0 | 0 | 0 | 0 |
| 11/15 | Southern U. | 8 | 0-1 | .000 | 0-0 | .000 | 2-3 | .667 | 1-3 | 4 | 2.0 | 0-0 | 0 | 0 | 1 | 0 | 2 | 2 |
| 11/17 | North Dakota St. | Did Not Play -- Coach's Decision | | | | | | | | | | | | | | | | |
| 11/20 | vs. Ga Southern # | 0+ | 0-0 | .000 | 0-0 | .000 | 0-0 | .000 | 0-1 | 1 | 1.7 | 0-0 | 0 | 1 | 0 | 0 | 0 | 0 |
| 11/21 | vs. Manhattan# | Did Not Play -- Coach's Decision | | | | | | | | | | | | | | | | |
| 11/22 | vs. FAU# | Did Not Play -- Coach's Decision | | | | | | | | | | | | | | | | |
| 11/24 | Evangel | 12 | 2-3 | .667 | 0-0 | .000 | 0-0 | .000 | 1-3 | 4 | 2.3 | 2-0 | 1 | 0 | 0 | 2 | 4 | 4 |
| 11/28 | Colorado State | Did Not Play -- Coach's Decision | | | | | | | | | | | | | | | | |
| 12/2 | vs. S. Dakota St. | Did Not Play -- Coach's Decision | | | | | | | | | | | | | | | | |
| 12/4 | at N. Dakota St. | 1 | 0-0 | .000 | 0-0 | .000 | 0-0 | .000 | 0-0 | 0 | 1.8 | 0-0 | 0 | 0 | 0 | 0 | 0 | 0 |
| 12/8 | Hampton | 2 | 0-0 | .000 | 0-0 | .000 | 0-0 | .000 | 0-0 | 0 | 1.5 | 0-0 | 0 | 0 | 0 | 0 | 0 | 0 |
| 12/10 | at Oral Roberts | Did Not Play -- Coach's Decision | | | | | | | | | | | | | | | | |
| 12/19 | Wright State | 6 | 1-2 | .500 | 0-0 | .000 | 0-0 | .000 | 1-0 | 1 | 1.4 | 2-0 | 0 | 1 | 0 | 0 | 2 | 2 |
| 12/22 | Loyola Chicago* | 5 | 0-0 | .000 | 0-0 | .000 | 0-0 | .000 | 0-1 | 1 | 1.4 | 1-0 | 0 | 0 | 0 | 0 | 0 | 0 |
| 12/31 | at Valparaiso* | 4 | 0-0 | .000 | 0-0 | .000 | 0-0 | .000 | 0-0 | 0 | 1.2 | 0-0 | 0 | 1 | 0 | 1 | 0 | 0 |
| 1/4 | UNI* | 11 | 0-0 | .000 | 0-0 | .000 | 1-2 | .500 | 0-3 | 3 | 1.4 | 2-0 | 0 | 1 | 0 | 0 | 1 | 1 |
| 1/7 | at Illinois State* | 5 | 0-0 | .000 | 0-0 | .000 | 0-0 | .000 | 0-0 | 0 | 1.3 | 2-0 | 0 | 0 | 0 | 0 | 0 | 0 |
| 1/10 | at Evansville* | 11 | 1-2 | .500 | 0-0 | .000 | 0-0 | .000 | 0-1 | 1 | 1.3 | 4-0 | 0 | 1 | 0 | 1 | 2 | 2 |
| 1/14 | Indiana State* | 2 | 0-0 | .000 | 0-0 | .000 | 0-0 | .000 | 1-0 | 1 | 1.2 | 0-0 | 0 | 0 | 0 | 0 | 0 | 0 |
| 1/17 | Valparaiso* | Did Not Play -- Coach's Decision | | | | | | | | | | | | | | | | |
| 1/20 | at Drake* | Did Not Play -- Coach's Decision | | | | | | | | | | | | | | | | |
| 1/23 | at Bradley* | Did Not Play -- Foot | | | | | | | | | | | | | | | | |
| 1/27 | Southern Illinois* | Did Not Play -- Foot | | | | | | | | | | | | | | | | |
| 1/30 | Illinois State* | Did Not Play -- Foot | | | | | | | | | | | | | | | | |
| 2/3 | at Loyola Chicago* | Did Not Play -- Foot | | | | | | | | | | | | | | | | |
| 2/6 | at Indiana State* | Did Not Play -- Foot | | | | | | | | | | | | | | | | |
| 2/10 | Evansville* | Did Not Play -- Foot | | | | | | | | | | | | | | | | |
| 2/14 | at Southern Ill.* | Did Not Play -- Foot | | | | | | | | | | | | | | | | |
| 2/18 | Drake* | Did Not Play -- Foot | | | | | | | | | | | | | | | | |
| 2/21 | Bradley* | Did Not Play -- Foot | | | | | | | | | | | | | | | | |
| 2/24 | at UNI* | Did Not Play -- Foot | | | | | | | | | | | | | | | | |
| 3/1 | vs. Valparaiso \$ | Did Not Play -- Foot | | | | | | | | | | | | | | | | |
| 3/2 | vs. Southern Ill. \$ | Did Not Play -- Foot | | | | | | | | | | | | | | | | |

Abdul Fofana Career Statistics

| Year | G-GS | Min | FG-A | Pct | 3FG-A | Pct | FT-A | Pct | OR-DR | Reb | Avg | PF-D | A | TO | BS | ST | Pts | Avg |
|---------|------|-----|------|------|-------|------|------|------|-------|-----|-----|------|---|----|----|----|-----|-----|
| 2017-18 | 13-0 | 68 | 4-9 | .444 | 0-0 | .000 | 3-5 | .600 | 4-12 | 16 | 1.2 | 13-0 | 1 | 5 | 1 | 4 | 11 | 0.8 |
| Total | 13-0 | 68 | 4-9 | .444 | 0-0 | .000 | 3-5 | .600 | 4-12 | 16 | 1.2 | 13-0 | 1 | 5 | 1 | 4 | 11 | 0.8 |

Abdul Fofana Career MVC-Only Statistics

| Year | G-GS | Min | FG-A | Pct | 3FG-A | Pct | FT-A | Pct | OR-DR | Reb | Avg | PF-D | A | TO | BS | ST | Pts | Avg |
|---------|------|-----|------|------|-------|------|------|------|-------|-----|-----|------|---|----|----|----|-----|-----|
| 2017-18 | 6-0 | 38 | 1-2 | .500 | 0-0 | .000 | 1-2 | .500 | 1-5 | 6 | 1.0 | 9-0 | 0 | 3 | 0 | 2 | 3 | 0.5 |
| Total | 6-0 | 38 | 1-2 | .500 | 0-0 | .000 | 1-2 | .500 | 1-5 | 6 | 1.0 | 9-0 | 0 | 3 | 0 | 2 | 3 | 0.5 |



1 - Mustafa Lawrence



6-0 ♦ 186 ♦ Freshman ♦ Guard ♦ Undeclared

Newark, New Jersey ♦ Essex County Vocational ♦ Forest Trail Prep

Career Highs

Points

19, at Loyola, 2/3/18

Rebounds

4, vs. Evangel, 11/24/17

Field Goals

7, at Loyola, 2/3/18

Field Goal Attempts

14, at Loyola, 2/3/18

Three-Pointers

5, at Loyola, 2/3/18

Three-Point Attempts

9, at Loyola, 2/3/18

9, at Southern Illinois, 2/14/18

Free Throws

4, vs. Valparaiso, 3/1/18

Free Throw Attempts

4, vs. Illinois State, 1/30/18

4, vs. Valparaiso, 3/1/18

Assists

2, vs. Evangel, 11/24/17

2, at Loyola, 2/3/18

Blocks

0

Steals

3, vs. Evangel, 11/24/17

3, at Loyola, 2/3/18

3, vs. Drake, 2/18/18

Minutes

35, at Southern Illinois, 2/14/18

Career Misc.

Leading MSU in Scoring 2

Leading MSU in Rebound. 0

Leading MSU in Assists 1

Double-Figure Points 5

Double-Figure Rebounds 0

Double-Doubles 0

Dunks 0

20-Point Games 0

Charges Drawn 2

2017-18

Was 4-for-4 at the foul line in MVC Tournament win over Valparaiso (3/1/18) ... Hit a 3-pointer for the eighth straight game in regular-season finale at UNI (2/24/18) ... Dropped 11 points on Bradley (2/21/18) with 3 3-pointers and a pair of rebounds in sixth straight start ... Registered 8 assists -- most by any Bear this season -- and scored 8 points with 3 steals vs. Drake (2/18/18) ... Scored 11 points off 3 triples in fourth consecutive start with a 35-minute assignment at Southern Illinois (2/14/18) ... Knocked down 4 treys and finished with 12 points in home win over Evansville (2/10/18) ... Scored 5 points and drew a charge in his second straight start, a road win at Indiana State (2/6/18) ... Earned first start of season at Loyola (2/3/18) and scored team-high 19 points on 7-of-14 shooting and 5-of-9 from 3-point range, including 17 points in the first half ... Also snagged 3 steals at Loyola ... Had a breakout game against Illinois State (1/30/18) where he shared team-high scoring honors with 12 points on 3-of-4 shots -- including 3-of-3 from 3-point range -- and 3-of-4 at the foul line with 2 rebounds and an assist ... Played 2 minutes at Bradley (1/23/18) and vs. Southern Illinois (1/27/18) ... Earned a 4-minute assignment at Evansville (1/10/18) ... Fired up a three and snagged an office rebound in road win at Valparaiso (12/31/17) ... Knocked down a 3-pointer in home win over Colorado State (11/28/17) with a steal, an assist and a rebound in 4 minute assignment ... Played 21 minutes vs. Evangel (11/24/17) with 3 points, 4 rebounds, 2 assists and team-high 3 steals with a 3-pointer ... Saw 11 minutes off the bench in home opener win against Southern University (11/15/17) with a pair of rebounds and 2 points ... Knocked down a clutch first-half 3-pointer in road win at Western Kentucky in season opener (11/10/17).

2017-18 Game by Game

| Date | Opponent | GS | Min | FG-A | Pct | 3FG-A | Pct | FT-A | Pct | OR-DR | Reb | Ave | PF-D | A | TO | BS | ST | Pts |
|-------|---------------------|----------------------------------|------|-------|-----|-------|-----|-------|-----|-------|-----|-----|------|---|----|----|----|-----|
| 11/10 | at Western Ky. | 5 | 1-1 | 1.000 | 1-1 | 1.000 | 0-0 | .000 | 0-0 | 0 | 0.0 | 1-0 | 1 | 0 | 0 | 0 | 0 | 3 |
| 11/15 | Southern U. | 11 | 1-4 | .250 | 0-2 | .000 | 0-0 | .000 | 1-1 | 2 | 1.0 | 0-0 | 1 | 0 | 0 | 0 | 0 | 2 |
| 11/17 | North Dakota St. | Did Not Play -- Coach's Decision | | | | | | | | | | | | | | | | |
| 11/20 | vs. Ga Southern # | Did Not Play -- Coach's Decision | | | | | | | | | | | | | | | | |
| 11/21 | vs. Manhattan# | Did Not Play -- Coach's Decision | | | | | | | | | | | | | | | | |
| 11/22 | vs. FAU# | Did Not Play -- Coach's Decision | | | | | | | | | | | | | | | | |
| 11/24 | Evangel | 21 | 1-4 | .250 | 1-4 | .250 | 0-0 | .000 | 0-4 | 4 | 2.0 | 2-0 | 2 | 1 | 0 | 0 | 3 | 3 |
| 11/28 | Colorado State | 4 | 1-2 | .500 | 1-2 | .500 | 0-0 | .000 | 0-1 | 1 | 1.8 | 0-0 | 1 | 0 | 0 | 0 | 1 | 3 |
| 12/2 | vs. S. Dakota St. | Did Not Play -- Coach's Decision | | | | | | | | | | | | | | | | |
| 12/4 | at N. Dakota St. | 0+ | 0-0 | .000 | 0-0 | .000 | 0-0 | .000 | 0-0 | 0 | 1.4 | 0-0 | 0 | 0 | 0 | 0 | 0 | 0 |
| 12/8 | Hampton | 2 | 0-1 | .000 | 0-0 | .000 | 0-0 | .000 | 0-0 | 0 | 1.2 | 0-0 | 0 | 0 | 0 | 0 | 0 | 0 |
| 12/10 | at Oral Roberts | 2 | 0-0 | .000 | 0-0 | .000 | 0-0 | .000 | 0-0 | 0 | 1.0 | 1-0 | 0 | 1 | 0 | 0 | 0 | 0 |
| 12/19 | Wright State | 0+ | 0-0 | .000 | 0-0 | .000 | 0-0 | .000 | 0-0 | 0 | 0.9 | 0-0 | 0 | 0 | 0 | 0 | 0 | 0 |
| 12/22 | Loyola* | Did Not Play -- Coach's Decision | | | | | | | | | | | | | | | | |
| 12/31 | at Valparaiso* | 1 | 0-1 | .000 | 0-1 | .000 | 0-0 | .000 | 1-0 | 1 | 0.9 | 0 | 0 | 0 | 0 | 0 | 0 | 0 |
| 1/4 | UNI* | Did Not Play -- Coach's Decision | | | | | | | | | | | | | | | | |
| 1/7 | at Illinois State* | Did Not Play -- Coach's Decision | | | | | | | | | | | | | | | | |
| 1/10 | at Evansville* | 4 | 0-1 | .000 | 0-1 | .000 | 0-0 | .000 | 0-0 | 0 | 0.8 | 1-0 | 0 | 0 | 0 | 0 | 0 | 0 |
| 1/14 | Indiana State* | Did Not Play -- Coach's Decision | | | | | | | | | | | | | | | | |
| 1/17 | Valparaiso* | Did Not Play -- Coach's Decision | | | | | | | | | | | | | | | | |
| 1/20 | at Drake* | Did Not Play -- Coach's Decision | | | | | | | | | | | | | | | | |
| 1/23 | at Bradley* | 2 | 1-1 | 1.000 | 0-0 | .000 | 0-0 | .000 | 0-0 | 0 | 0.7 | 2-0 | 0 | 0 | 0 | 0 | 0 | 2 |
| 1/27 | Southern Ill.* | 2 | 0-0 | .000 | 0-0 | .000 | 0-0 | .000 | 0-0 | 0 | 0.7 | 1-0 | 0 | 0 | 0 | 0 | 0 | 0 |
| 1/30 | Illinois State* | 8 | 3-4 | .750 | 3-3 | 1.000 | 3-4 | .750 | 1-1 | 2 | 0.8 | 2-0 | 1 | 0 | 0 | 0 | 0 | 12 |
| 2/3 | at Loyola* | * 33 | 7-14 | .500 | 5-9 | .556 | 0-0 | .000 | 0-2 | 2 | 0.9 | 1-0 | 2 | 1 | 0 | 0 | 3 | 19 |
| 2/6 | at Indiana State* | * 17 | 2-6 | .333 | 1-5 | .200 | 0-0 | .000 | 0-0 | 0 | 0.8 | 0-0 | 0 | 0 | 0 | 0 | 0 | 5 |
| 2/10 | Evansville* | * 22 | 4-8 | .500 | 4-7 | .571 | 0-0 | .000 | 0-3 | 3 | 0.9 | 4-0 | 0 | 3 | 0 | 0 | 1 | 12 |
| 2/14 | at Southern Ill.* | * 35 | 3-9 | .333 | 3-9 | .333 | 2-2 | 1.000 | 1-2 | 3 | 1.1 | 4-0 | 1 | 3 | 0 | 0 | 1 | 11 |
| 2/18 | Drake* | * 29 | 3-13 | .231 | 1-5 | .200 | 1-2 | .500 | 0-2 | 2 | 1.1 | 1-0 | 8 | 0 | 0 | 0 | 3 | 8 |
| 2/21 | Bradley* | * 27 | 3-9 | .333 | 3-8 | .375 | 2-2 | 1.000 | 1-1 | 2 | 1.2 | 4-0 | 1 | 0 | 0 | 0 | 0 | 11 |
| 2/24 | at UNI* | * 18 | 1-2 | .500 | 1-2 | .500 | 0-0 | .000 | 0-0 | 0 | 1.1 | 4-0 | 0 | 3 | 0 | 0 | 0 | 3 |
| 3/1 | vs. Valparaiso \$ | * 16 | 1-4 | .250 | 0-2 | .000 | 4-4 | 1.000 | 0-1 | 1 | 1.1 | 2-0 | 1 | 0 | 0 | 0 | 0 | 6 |
| 3/2 | vs. Southern Ill.\$ | | | | | | | | | | | | | | | | | |

Mustafa Lawrence Career Statistics

| Year | G-GS | Min | FG-A | Pct | 3FG-A | Pct | FT-A | Pct | OR-DR | Reb | Avg | PF-D | A | TO | BS | ST | Pts | Avg |
|---------|------|-----|-------|------|-------|------|-------|------|-------|-----|-----|------|----|----|----|----|-----|-----|
| 2017-18 | 21-8 | 259 | 32-84 | .381 | 24-61 | .393 | 12-14 | .857 | 5-18 | 23 | 1.1 | 30-0 | 19 | 12 | 0 | 12 | 100 | 4.8 |
| Total | 21-8 | 259 | 32-84 | .381 | 24-61 | .393 | 12-14 | .857 | 5-18 | 23 | 1.1 | 30-0 | 19 | 12 | 0 | 12 | 100 | 4.8 |

Mustafa Lawrence Career MVC-Only Statistics

| Year | G-GS | Min | FG-A | Pct | 3FG-A | Pct | FT-A | Pct | OR-DR | Reb | Avg | PF-D | A | TO | BS | ST | Pts | Avg |
|---------|------|-----|-------|------|-------|------|------|------|-------|-----|-----|------|----|----|----|----|-----|-----|
| 2017-18 | 12-7 | 198 | 27-68 | .397 | 21-50 | .420 | 8-10 | .800 | 4-11 | 15 | 1.3 | 24-0 | 13 | 10 | 0 | 8 | 83 | 6.9 |
| Total | 12-7 | 198 | 27-68 | .397 | 21-50 | .420 | 8-10 | .800 | 4-11 | 15 | 1.3 | 24-0 | 13 | 10 | 0 | 8 | 83 | 6.9 |

Individual, Single-Game Records

Scoring

28, Coleco Buie vs. Creighton (3/1/97)
 28, Allen Phillips Creighton (2/28/99)
 27, Danny Moore vs. Illinois State (3/3/97)
 26, Camyn Boone, vs. Evansville (3/4/16)
 25, Marcus Marshall vs. Wichita State (3/8/13)
 23, David Brewer vs. Tulsa (3/3/91)
 23, Jackie Crawford vs. Creighton (3/7/92)
 23, Allen Phillips vs. Southern Illinois (3/5/00)
 23, Kyle Weems vs. Evansville (3/2/12)
 22, Johnny Murdock vs. Southern Illinois (3/5/94)
 22, Alize Johnson, vs. Valparaiso (3/1/18)
 22, Terrance McGee vs. Evansville (3/8/03)
 21, Danny Moore vs. Indiana State (2/27/99)
 21, Scott Brakebill vs. Southern Illinois (3/3/02)
 21, Terrance McGee vs. Southern Illinois (3/9/03)
 21, Austin Ruder, vs. Illinois State (3/7/14)
 21, Chris Kendrix, vs. Drake (3/3/16)
 20, Arnold Bernard vs. Tulsa (3/3/91)
 20, Andre Rigsby vs. Tulsa (3/9/92)
 20, Johnny Murdock vs. Illinois State (3/3/95)
 20, Coleco Buie vs. Creighton (3/2/96)
 20, Merrill Andrews vs. Northern Iowa (3/8/04)
 20, Blake Ahearn vs. Creighton (3/3/07)
 20, Kyle Weems vs. Wichita State (3/5/09)
 20, Adam Leonard vs. Southern Illinois (3/4/11)
 20, Alize Johnson, vs. Northern Iowa (3/3/17)
 20, Jarred Dixon, vs. Wichita State (3/4/17)
 20, Jarrid Rhodes, vs. Valparaiso (3/1/18)

Scoring, Half

19, Danny Moore vs. Illinois State (3/3/07)

Scoring by Teammates

43, David Brewer (23) & Arnold Bernard (20) vs. Tulsa (3/3/91)

Minutes Played

47, Darryl Reid vs. Tulsa (3/3/91) 2ot
 44, Jackie Crawford vs. Illinois State (3/8/92) ot
 43, Arnold Bernard vs. Tulsa (3/3/91) 2ot
 43, David Brewer vs. Tulsa (3/3/91) 2ot
 43, Merrill Andrews vs. Northern Iowa (3/8/04) 2ot

Field Goals

12, Camyn Boone vs. Evansville (3/4/16)
 10, Andre Rigsby vs. Tulsa (3/9/92)
 9, David Brewer vs. Tulsa (3/3/91)
 9, Danny Moore vs. Illinois State (3/3/97)
 9, Coleco Buie vs. Creighton (3/1/97)
 9, Allen Phillips vs. Creighton (2/28/99)
 9, Merrill Andrews vs. Creighton (3/6/04)

Field Goal Attempts

21, Johnny Murdock vs. Southern Illinois (3/5/94)
 21, Johnny Murdock vs. Illinois State (3/3/95)
 21, Camyn Boone vs. Evansville (3/4/16)
 18, Kyle Weems vs. Southern Illinois (3/4/11)
 18, Alize Johnson,vs. Valparaiso (3/1/18)

Field Goal Percentage (min 5 FG)

1.000, Eric Judd (5-5) vs. Drake (3/4/00)
 .857, Tony Graves (6-7) vs. Tulsa (3/9/92)
 .833, David Brewer (5-6) vs. Bradley (3/2/91)
 .833, Kevin Ault (5-6) vs. Creighton (3/1/97)
 .778, Deven Mitchell (7-9) vs. Creighton (3/3/07)

Field Goal Percentage (min 10 FGA)

.750, David Brewer (9-12) vs. Tulsa (3/3/91)
 .750, Danny Moore (9-12) vs. Illinois State (3/3/97)
 .750, Merrill Andrews (9-12) vs. Creighton (3/6/04)

Three-Point Field Goals

6, Austin Ruder, vs. Illinois State (3/7/14)
 5, Johnny Murdock vs. Southern Illinois (3/5/94)
 5, Allen Phillips vs. Southern Illinois (3/5/00)
 5, Daniel Novak vs. Wichita State (3/2/01)
 5, Adam Leonard vs. Southern Illinois (3/4/11)
 5, Chris Kendrix vs. Drake (3/3/16)

Three-Point Field Goal Attempts

13, Johnny Murdock vs. Southern Illinois (3/5/94)
 12, Austin Ruder, vs. Illinois State (3/7/14)
 11, Adam Leonard, vs. Indiana State (3/6/11)
 10, Johnny Murdock vs. Illinois State (3/3/95)
 10, Adam Leonard vs. Southern Illinois (3/4/11)
 10, Marcus Marshall vs. Wichita State (3/8/13)
 10, Austin Ruder vs. Southern Illinois (3/5/15)

Three-Point Field Goal Pct. (min 3 FGA)

.750, Kevin Ault (3-4) vs. Creighton (3/1/97)

.750, Anthony Edwards (3-4) vs. Illinois State (3/3/95)
 .750, Jackie Crawford (3-4) vs. Creighton (3/7/92)
 .714, Chris Kendrix (5-7) vs. Drake (3/3/16)
 .667, Allen Phillips (4-6) vs. Creighton (2/28/99)
 .667, Jarrid Rhodes (4-6), vs. Valparaiso (3/1/18)

Free Throws

13, Marcus Marshall vs. Wichita State (3/8/13)

Missouri State MVC Tournament History

| Date | Sd | Round | Opp. & Seed | Result |
|---------|----|---------|------------------------|---------------|
| 3/2/91 | 2 | Qtrs | (7) Bradley | W 68-49 |
| 3/3/91 | | Semis | (3) Tulsa | W 82-80 (2ot) |
| 3/5/91 | | Finals | (1) Creighton | L 52-68 |
| 3/7/92 | 3 | Qtrs | (6) Creighton | W 75-69 |
| 3/8/92 | 2 | Semis | (2) Illinois State | W 61-58 (ot) |
| 3/9/92 | | Finals | (5) Tulsa | W 71-68 |
| 3/6/93 | 3 | Qtrs. | (6) Wichita State | W 72-57 |
| 3/7/93 | | Semis | (2) Southern Illinois | L 68-76 |
| 3/5/94 | 6 | Qtrs. | (3) Southern Illinois | L 50-52 |
| 3/3/95 | 7 | Qtrs. | (2) Illinois State | L 72-75 |
| 3/2/96 | 4 | Qtrs. | (5) Creighton | W 65-58 |
| 3/3/96 | | Semis | (1) Bradley | L 62-64 |
| 3/1/97 | 3 | Qtrs. | (7) Creighton | W 77-58 |
| 3/2/97 | | Semis | (2) Bradley | W 60-58 |
| 3/3/97 | | Finals | (1) Illinois State | L 72-75 |
| 2/28/98 | 3 | Qtrs. | (6) Evansville | W 60-59 |
| 3/1/98 | | Semis | (7) Bradley | W 67-58 |
| 3/2/98 | | Finals | (1) Illinois State | L 74-84 |
| 2/27/99 | 3 | Qtrs. | (6) Indiana State | W 79-78 (ot) |
| 2/28/99 | | Semis | (2) Creighton | L 70-78 |
| 3/4/00 | 2 | Qtrs. | (10) Drake | W 62-50 |
| 3/5/00 | | Semis | (3) Southern Illinois | W 67-56 |
| 3/6/00 | | Finals | (4) Creighton | L 45-57 |
| 3/2/01 | 8 | 1st Rd. | (9) Wichita State | W 57-45 |
| 3/3/01 | | Qtrs. | (1) Creighton | L 41-63 |
| 3/2/02 | 4 | Qtrs. | (5) Wichita State | W 72-59 |
| 3/3/02 | | Semis | (1) Southern Illinois | L 63-86 |
| 3/8/03 | 4 | Qtrs. | (5) Evansville | W 65-51 |
| 3/9/03 | | Semis | (1) Southern Illinois | L 55-64 |
| 3/6/04 | 5 | Qtrs. | (4) Creighton | W 84-75 |
| 3/7/04 | | Semis | (1) Southern Illinois | W 80-74 |
| 3/8/04 | | Finals | (2) Northern Iowa | L 74-79 (2ot) |
| 3/5/05 | 5 | Qtrs. | (4) Northern Iowa | W 70-62 |
| 3/6/05 | | Semis | (1) Southern Illinois | W 65-61 |
| 3/7/05 | | Finals | (3) Creighton | L 57-75 |
| 3/3/06 | 3 | Qtrs. | (6) Northern Iowa | L 42-57 |
| 3/2/07 | 3 | Qtrs. | (6) Wichita State | W 67-64 |
| 3/3/07 | | Semis | (2) Creighton | L 58-75 |
| 3/6/08 | 7 | 1st Rd. | (10) Evansville | W 69-46 |
| 3/7/08 | | Qtrs. | (2) Illinois State | L 58-63 |
| 3/5/09 | 10 | 1st Rd. | (7) Wichita State | L 46-59 |
| 3/4/10 | 7 | 1st Rd. | (10) Evansville | W 52-46 |
| 3/5/10 | | Qtrs. | (2) Wichita State | L 63-73 |
| 3/4/11 | 1 | Qtrs. | (8) Southern Illinois | W 58-56 |
| 3/5/11 | | Semis | (5) Creighton | W 60-50 |
| 3/6/11 | | Finals | (3) Indiana State | L 56-60 |
| 3/2/12 | 6 | Qtrs. | (3) Evansville | L 64-72 |
| 3/7/13 | 7 | 1st Rd. | (10) Southern Illinois | W 61-53 |
| 3/8/13 | | Qtrs | (2) Wichita State | L 59-69 |
| 3/7/14 | 4 | Qtrs | (5) Illinois State | W 53-48 |
| 3/8/14 | | Semis | (1) Wichita State | L 42-67 |
| 3/5/15 | 8 | 1st Rd. | (9) Southern Illinois | L 48-55 |
| 3/3/16 | 7 | 1st Rd. | (10) Drake | W 69-67 |
| 3/4/16 | | Qtrs. | (2) Evansville | L 56-66 |
| 3/3/17 | 6 | Qtrs. | (3) Northern Iowa | W 70-64 |
| 3/4/17 | | Semis | (2) Wichita State | L 63-78 |
| 3/1/18 | 7 | 1st Rd. | (10) Valparaiso | W 83-79 |
| 3/2/18 | | Qtrs. | (2) Southern Illinois | -- |

MSU is 31-26 in 28 MVC Tournament appearances.

11, Danny Moore vs. Bradley (3/2/97)
 10, Jarred Dixon, vs. Northern Iowa (3/3/17)
 9, Arnold Bernard vs. Tulsa (3/3/91)
 9, Danny Moore vs. Ill State (3/3/97)
 9, Terrance McGee vs. Evansville (3/8/03)

Free Throw Attempts

16, Marcus Marshall vs. Wichita State (3/8/13)
 13, Danny Moore vs. Bradley (3/2/97)
 12, Arnold Bernard vs. Tulsa (3/3/91)
 12, Danny Moore vs. Indiana State (2/27/99)
 11, Jackie Crawford vs. Creighton (3/7/92)
 11, Rodney Perry vs. Creighton (3/7/92)
 11, Danny Moore vs. Illinois State (3/3/97)

Free Throw Percentage (min. 6 FT)

1.000, Jarred Dixon (10-10), vs. Northern Iowa (3/3/17)
 1.000, Terrance McGee (7-7) vs. Southern Ill. (3/9/03)
 1.000, Danny Moore (6-6) vs. Bradley (3/1/98)
 1.000, Deven Mitchell (6-6) vs. Illinois State (3/7/08)
 1.000, Blake Ahearn (6-6) vs. Creighton (3/3/07)
 1.000, Blake Ahearn (6-6) vs. Southern Illinois (3/6/05)
 1.000, Robert Yanders (6-6) vs. Wichita State (3/2/02)
 1.000, William Fontleroy (6-6) vs. Creighton (2/28/99)
 1.000, Anthony Shavies (6-6) vs. Northern Iowa (3/8/04)
 1.000, Jarred Dixon (6-6) vs. Wichita State (3/4/17)

Total Rebounds

19, Alize Johnson, vs. Valparaiso (3/1/18)
 17, Alize Johnson, vs. Northern Iowa (3/3/17)
 15, Coleco Buie vs. Creighton (3/2/96)
 14, Clint Thomas vs. Illinois State (3/3/95)
 14, Ron Bruton vs. Southern Illinois (3/5/00)
 14, Drew Richards vs. Evansville (3/6/08)
 14, Keith Pickens, vs. Illinois State (3/7/14)
 13, Tamarr Maclin vs. Southern Illinois (3/6/05)
 11, Ken Stringer vs. Evansville (2/28/98)
 11, Ron Bruton vs. Indiana State (2/27/99)
 11, Ken Stringer vs. Indiana State (2/27/99)
 11, Nathan Bilyeu vs. Northern Iowa (3/5/05)
 11, Kyle Weems vs. Evansville (3/4/10)
 11, Jermaine Mallett vs. Creighton (3/5/11)
 11, Christian Kirk vs. Southern Illinois (3/5/15)
 11, Obediah Church, vs. Northern Iowa (3/3/17)
 10, John Paul Nelson vs. Creighton (3/1/97)
 10, Deven Mitchell vs. Southern Illinois (3/7/04)
 10, Merrill Andrews vs. Northern Iowa (3/8/04)
 10, Tamarr Maclin vs. Northern Iowa (3/5/05)
 10, Will Creekmore vs. Wichita State (3/5/09)
 10, Kyle Weems, vs. Evansville (3/2/12)
 10, Camyn Boone vs. Evansville (3/4/16)

Offensive Rebounds

8, Keith Pickens, vs. Illinois State (3/7/14)
 8, Alize Johnson, vs. Valparaiso (3/1/18)
 7, Alize Johnson, vs. Northern Iowa (3/3/17)
 6, Clint Thomas vs. Illinois State (3/3/95)
 6, Deven Mitchell vs. Southern Illinois (3/7/04)
 6, Nathan Bilyeu vs. Northern Iowa (3/5/05)
 6, Tamarr Maclin vs. Northern Iowa (3/5/05)
 6, Jermaine Mallett vs. Creighton (3/5/11)

Assists

8, Arnold Bernard vs. Bradley (3/2/91)
 8, Arnold Bernard vs. Tulsa (3/3/91)
 8, Ryan Bettenhausen vs. Creighton (3/1/97)
 8, Ryan Bettenhausen vs. Illinois State (3/3/97)
 8, William Fontleroy vs. Creighton (2/28/99)
 7, Jackie Crawford vs. Creighton (3/7/92)
 7, Alize Johnson vs. Wichita State (3/4/17)

Turnovers

7, Robert Yanders vs. Creighton (3/3/01)
 7, Merrill Andrews vs. Northern Iowa (3/8/04)
 7, Dorrian Williams vs. Southern Illinois (3/5/15)

Blocked Shots

4, Nathan Bilyeu vs. Creighton (3/7/05)
 4, Johnny Epps vs. Bradley (3/3/96)
 4, Scott Brakebill vs. Creighton (3/3/01)
 4, Tamarr Maclin vs. Creighton (3/7/05)
 4, Kyle Weems vs. Creighton (3/5/11)

Steals

5, Johnny Murdock vs. Southern Illinois (3/5/94)
 5, Kevin Ault vs. Southern Illinois (3/5/00)
 4, Daniel Novak vs. Wichita State (3/2/01)
 4, Merrill Andrew vs. Evansville (3/8/03)
 4, Anthony Shavies vs. Southern Illinois (3/7/04)
 4, Kyle Weems vs. Creighton (3/5/11)

Individual, Career Records

Scoring

124, Danny Moore (1997-99) 8g
115, Kevin Ault (1997-2000) 11g
113, Deven Mitchell (2004-05, 2007-08) 10g
112, Kyle Weems (2009-12), 7g
110, Johnny Murdock (1992-95) 7g
96, Coleco Buie (1996-97) 5g
85, Blake Ahearn (2004-07) 9g
82, Ben Kandlbinder (1995-98) 9g
80, Jackie Crawford (1992-93) 5g
79, Allen Phillips (1999-2000) 5g
78, Scott Brakebill (1999-2002) 9g
77, William Fontleroy (1997-2000) 11g
75, Nathan Bilyeu (2004-07) 9g
71, Terrance McGee (2002-03) 4g
71, Tamarr Maclin (2002-05) 10g
67, Anthony Shavies (2004-05) 6g
66, Jermaine Mallett (2010-11), 5g
64, Merrill Andrews (2003-04) 5g
62, Ryan Bettenhausen (1996-99) 10g
61, Rodney Perry (1992-93) 5g

Points Per Game (min. 5 games)

19.2, Coleco Buie (1996-97) 96/5g
16.0, Jackie Crawford (1992-93) 80/5g
16.0, Kyle Weems (2009-12), 112/7g
15.8, Allen Phillips (1999-2000) 79/5g
15.7, Johnny Murdock (1992-95) 110/7g
15.5, Danny Moore (1997-99) 124/8g

Double-Figure Scoring Games

8, Kevin Ault (1997-2000)
7, Danny Moore (1997-99)
7, Kyle Weems (2009-12)
6, Deven Mitchell (2004-05, 2007-08)
6, Johnny Murdock (1992-95)

20-Point Scoring Games

2, Terrance McGee (2002-03)
2, Danny Moore (1997-99)
2, Johnny Murdock (1992-95)
2, Allen Phillips (1999-2000)
2, Kyle Weems (2009-12)
2, Alize Johnson (2017-18)

Games

11, Kevin Ault (1997-2000)
11, William Fontleroy (1997-2000)
10, Deven Mitchell (2004-05, 2007-08)
10, Ryan Bettenhausen (1996-99)
10, Tamarr Maclin (2002-05)

Rebounds

65, Deven Mitchell (2004-05, 2007-08) 10g
58, Tamarr Maclin (2002-05) 10g
57, Nathan Bilyeu (2004-07) 9g
52, Kyle Weems (2009-12), 7g
47, Danny Moore (1997-99) 8g
45, Clint Thomas (1992-95) 7g
43, Alize Johnson (2017-18), 3g
42, Ben Kandlbinder (1995-98) 9g
40, Will Creekmore (2009-11), 6g
40, Jermaine Mallett (2010-11), 5g
38, Kevin Ault (1997-2000) 11g
37, Coleco Buie (1996-97) 5g
36, Obediah Church (2016-18) 5g
35, Ron Bruton (1999-2000) 5g
35, Monwell Randle (2001-04) 9g
31, Ken Stringer (1998-99) 5g
30, Matt Rueter (1998-2001) 9g
30, Scott Brakebill (1999-2002) 9g

Rebounds Per Game (min 5 games)

8.0, Jermaine Mallett (2010-11) 40/5g
7.4, Kyle Weems (2009-12), 52/7g
7.4, Coleco Buie (1996-97) 37/5g
7.2 Obediah Church (2016-18)/5g
7.0, Ron Bruton (1999-2000) 35/5g
6.7, Will Creekmore (2009-11) 40/6g

Offensive Rebounds

29, Deven Mitchell (2004-05, 2007-08) 10g
26, Tamarr Maclin (2002-05) 10g
24, Nathan Bilyeu (2004-07) 9g
20, Clint Thomas (1992-95) 7g

Minutes

308, Kevin Ault (1997-2000) 11g
288, William Fontleroy (1997-2000) 11g
279, Ben Kandlbinder (1995-98) 9g
265, Deven Mitchell (2004-05, 2007-08) 10g
255, Danny Moore (1997-99) 8g

Field Goals

42, Deven Mitchell (2004-05, 2007-08)
39, Johnny Murdock (1992-95)
38, Danny Moore (1997-99)
36, Coleco Buie (1996-97)
36, Kyle Weems (2009-12)

Field Goal Attempts

99, Kyle Weems (2009-12)
90, Johnny Murdock (1992-95)
89, Kevin Ault (1997-2000)
76, Danny Moore (1997-99)
74, William Fontleroy (1997-2000)

Field Goal Percentage (min. 5 games and 3FG/G)

.727, Christian Kirk (2012-15) (16-22)
.627, Deven Mitchell (2004-05, 2007-08) (42-67)
.567, Tony Graves (1992-93) (17-30)
.558, Jermaine Mallett (2010-11) (22-48)
.543, Rodney Perry (1992-93) (19-35)
.500, Danny Moore (1997-99) (38-76)
.500, Ben Kandlbinder (1995-98) (32-64)
.500, Allen Phillips (1999-2000) (26-52)

Three-Point Field Goals

23, Kevin Ault (1997-2000) 11g
18, Johnny Murdock (1992-95) 7g
15, Kyle Weems (2009-12) 7g
13, Allen Phillips (1999-2000) 5g
12, Coleco Buie (1996-97) 5g
12, Blake Ahearn (2004-07) 9g
11, Adam Leonard (2010-11) 5g
10, Ben Kandlbinder (1995-98) 9g
10, Austin Ruder (2014-17) 5g
9, Ryan Bettenhausen (1996-99) 10g

Three-Point Field Goal Attempts

55, Kevin Ault (1997-2000) 11g
44, Johnny Murdock (1992-95) 7g
40, Blake Ahearn (2004-07) 9g
39, Kyle Weems (2009-12), 7g
38, Adam Leonard (2010-11), 5g



Kyle Weems' buzzer-beater against Southern Illinois in the 2011 quarterfinals helped push MSU to the Valley Tournament finals.

Three-Point FG Pct (min. 5 games and 0.75FG/G)

.529, Ryan Bettenhausen (1996-99) (9-17) 10g
.529, Chris Kendrix (2015-17) (9-17) 5g
.500, Allen Phillips (1999-2000) (13-26) 5g
.444, Coleco Buie (1996-97) (12-27) 5g
.418, Kevin Ault (1997-2000) (23-55), 11g
.409, Johnny Murdock (1992-95) (18-44), 7g

Personal Fouls

28, Tamarr Maclin (2002-05) 10g
27, Danny Moore (1997-99) 8g
24, Kevin Ault (1997-2000) 11g
24, Monwell Randle (2001-04) 9g
24, Nathan Scheer (2011-14), 8g

PF Disqualifications

2, Andre Rigsby (1991-92) 6g
2, Monwell Randle (2001-04) 9g
2, Nafis Ricks (2010-11), 5g
2, Nathan Scheer (2011-14), 8g
2, Jordan Martin (2017), 2g

Free Throws

48, Danny Moore (1997-99) 8g
34, Nathan Bilyeu (2004-07) 9g
29, Blake Ahearn (2004-07) 9g
29, Deven Mitchell (2004-05, 2007-08) 10g
26, Jackie Crawford (1992-93) 5g

Free Throw Attempts

60, Danny Moore (1997-99) 8g
44, Nathan Bilyeu (2004-07) 9g
35, Jackie Crawford (1992-93) 5g
35, Rodney Perry (1992-93) 5g
33, Tamarr Maclin (2002-05) 10g
33, Deven Mitchell (2004-05, 2007-08) 10g

Free Throw Pct. (min. 5 games and 2 FT/G)

.936, Blake Ahearn (2004-07) (29-31) 9g
.923, Scott Brakebill (1999-2002) (24-26) 9g
.913, Terrance McGee (2002-03) (21-23) 4g*
.879, Deven Mitchell (2004-05, 2007-08) (29-33) 10g
.875, Allen Phillips (1999-2000) (14-16), 5g
.857, Kevin Ault (1997-2000) (24-28) 11g

*does not meet minimum games, but included based on No. of attempts

Assists

33, Ryan Bettenhausen (1996-99) 10g
27, William Fontleroy (1997-2000) 11g
20, Jackie Crawford (1992-93) 5g
19, Nathan Bilyeu (2004-07) 9g
18, Arnold Bernard (1991) 3g
16, Ben Kandlbinder (1995-98) 9g
16, Terrance McGee (2002-03) 4g
16, Anthony Shavies (2004-05) 6g
15, Alize Johnson (2017-18) 3g

Assists Per Game (min 5 games)

4.0, Jackie Crawford (1992-93) 20/5g
3.5, Dequan Miller (2016-17), 14/4g
3.3, Ryan Bettenhausen (1996-99) 33/10g
2.8, Coleco Buie (1996-97) 14/5g
2.7, Anthony Shavies (2004-05) 16/6g

Turnovers

20, Tamarr Maclin (2002-05) 10g
18, Merrill Andrews (2003-04) 5g
15, Johnny Murdock (1992-95) 7g
15, Scott Brakebill (1999-2002) 9g
15, Terrance McGee (2002-03) 4g

Blocked Shots

13, Tamarr Maclin (2002-05) 10g
10, Kyle Weems (2009-12), 7g
10, Obediah Church (2016-18) 5g
9, Scott Brakebill (1999-2002) 9g
9, Nathan Bilyeu (2004-07) 9g
9, Drew Richards (2005-08) 8g

Steals

18, Kevin Ault (1997-2000) 11g
12, Merrill Andrews (2003-04) 5g
11, Deven Mitchell (2004-05, 2007-08) 10g
11, Ben Kandlbinder (1995-98) 9g
10, Tamarr Maclin (2002-05) 10g
10, Anthony Shavies (2004-05) 6g
10, Kyle Weems (2009-12), 7g

Team, Single-Game Records

Scoring

84, vs. Creighton (3/6/04)
 83, vs. Valparaiso (3/1/18)
 82, vs. Tulsa (3/3/91)
 80, vs. Southern Illinois (3/7/04)
 79, vs. Indiana State (2/27/99)
 77, vs. Creighton (3/1/97)
 75, vs. Creighton (3/7/92)
 74, vs. Illinois State (3/2/98)
 74, vs. Northern Iowa (3/8/04)
 72, vs. Wichita State (3/6/93)
 72, vs. Illinois State (3/3/95)
 72, vs. Illinois State (3/3/97)
 72, vs. Wichita State (3/2/02)
 71, vs. Tulsa (3/9/92)

Points, Half

55, vs. Creighton (3/6/04) (2nd)
 51, vs. Southern Illinois (3/7/04) (2nd)
 48, vs. Illinois State (3/3/95) (2nd)

Points, Overtime Period

12, vs. Northern Iowa (3/8/04) (2ot)
 11, vs. Northern Iowa (3/8/04) (1ot)

Fewest Points

41, vs. Creighton (3/3/01)
 42, vs. Northern Iowa (3/3/06)
 42, vs. Wichita State (3/8/14)
 45, vs. Creighton (3/6/00)

Fewest Points, Half

14, vs. Creighton (3/3/01) (2nd)

Field Goals

31, vs. Creighton (3/6/04)
 29, vs. Tulsa (3/3/91)
 28, vs. Tulsa (3/9/92)
 28, vs. Valparaiso (3/1/18)
 27, vs. Bradley (3/3/96)
 27, vs. Indiana State (2/27/99)

Fewest Field Goals

14, vs. Southern Illinois (3/5/15)
 15, vs. Northern Iowa (3/3/06)
 15, vs. Wichita State (3/8/14)

Field Goal Attempts

67, vs. Northern Iowa (3/8/04)
 65, vs. Illinois State (3/2/98)
 64, vs. Valparaiso (3/1/18)
 61, vs. Tulsa (3/3/91)
 60, vs. Illinois State (3/7/08)

Fewest Field Goal Attempts

38, vs. Drake (3/4/00)
 39, vs. Wichita State (3/6/93)

Field Goal Percentage

.550, vs. Creighton (3/7/92) 22-40
 .544, vs. Creighton (3/6/04) 31-57
 .539, vs. Wichita State (3/6/93) 21-39
 .528, vs. Tulsa (3/9/92) 28-53
 .523, vs. Bradley (3/1/98) 23-44
 .521, vs. Creighton (3/1/97) 25-48
 .519, vs. Bradley (3/3/96) 27-52
 .500, vs. Illinois State (3/3/97) 26-52
 .500, vs. Drake (3/4/00) 19-38

Lowest Field Goal Percentage

.289, vs. Northern Iowa (3/3/06) 15-52
 .291, vs. Wichita State (3/5/09) 16-55
 .305, vs. Indiana State (3/6/11) 18-59
 .319, vs. Wichita State (3/8/14) (15-47)
 .327, vs. Illinois State (3/7/14) 18-55

Three-Point Field Goals

10, vs. Illinois State (3/3/95)
 10, vs. Drake (3/3/16)
 8, vs. Creighton (3/1/97)
 8, vs. Creighton (2/28/99)
 8, vs. Southern Illinois (3/5/00)
 8, vs. Northern Iowa (3/5/05)
 8, vs. Indiana State (3/6/11)
 8, vs. Wichita State (3/4/17)

Fewest Three-Point Field Goals

2, vs. Illinois State (3/8/92)
 2, vs. Northern Iowa (3/8/04)
 2, vs. Southern Illinois (3/6/05)

Three-Point Field Goal Attempts

28, vs. Wichita State (3/4/17)
 27, vs. Indiana State (3/6/11)
 24, vs. Southern Illinois (3/4/11)
 23, vs. Illinois State (3/2/98)
 23, vs. Indiana State (2/27/99)

Fewest Three-Point FG Attempts

6, vs. Southern Illinois (3/6/05)
 7, vs. Creighton (3/7/92)
 7, vs. Illinois State (3/8/92)

Three-Point Field Goal Percentage (min. 6 3FG)

.556, vs. Illinois State (3/3/95) 10-18
 .500, vs. Drake (3/3/16) 10-20
 .471, vs. Creighton (3/1/97) 8-17
 .467, vs. Wichita State (3/2/01) 7-15
 .462, vs. Drake (3/4/00) 6-13
 .462, vs. Evansville (3/6/08) 6-13

Lowest Three-Point FG Percentage

.154, vs. Northern Iowa (3/8/04) 2-13
 .167, vs. Wichita State (3/5/09) 3-18

Free Throws

27, vs. Southern Illinois (3/7/04)
 27, vs. Southern Illinois (3/6/05)
 26, vs. Creighton (3/7/92)
 25, vs. Northern Iowa (3/3/17)
 24, vs. Southern Illinois (3/7/93)

Fewest Free Throws

2, vs. Bradley (3/3/96)
 4, vs. Creighton (3/3/01)

Free Throw Attempts

40, vs. Creighton (3/7/92)
 37, vs. Bradley (3/2/91)
 32, vs. Southern Illinois (3/7/04)
 31, vs. Tulsa (3/3/91)
 31, vs. Wichita State (3/6/93)
 31, vs. Southern Illinois (3/7/93)
 31, vs. Southern Illinois (3/6/05)

Fewest Free Throw Attempts

3, vs. Bradley (3/3/96)
 5, vs. Creighton (3/6/00)
 9, vs. Creighton (3/3/01)

Free Throw Percentage (min. 12 FTA)

.941, vs. Creighton (2/28/99) 16-17
 .871, vs. Southern Illinois (3/6/05) 27-31
 .867, vs. Evansville (3/6/08) 13-15
 .864, vs. Southern Illinois (3/5/00) 19-22
 .857, vs. Creighton (3/3/07) 18-21
 .844, vs. Southern Illinois (3/7/04) 27-32
 .833, vs. Northern Iowa (3/3/17) 25-30
 .826, vs. Wichita State (3/2/02) 19-23
 .800, vs. Evansville (3/8/03) 20-25

Lowest Free Throw Percentage (min. 12 FTA)

.460, vs. Bradley (3/2/91) 17-37
 .500, vs. Southern Illinois (3/5/94) 6-12
 .500, vs. Creighton (3/2/96) 10-20
 .500, vs. Evansville (3/4/10) 8-16

Total Rebounds

50, vs. Northern Iowa (3/8/04)
 50, vs. Northern Iowa (3/3/17)
 47, vs. Evansville (3/6/08)
 46, vs. Creighton (3/2/96)
 46, vs. Evansville (3/4/10)
 45, vs. Illinois State (3/7/14)
 45, vs. Valparaiso (3/1/18)
 44, vs. Indiana State (2/27/99)
 42, vs. Evansville (2/28/98)
 41, vs. Wichita State (3/2/02)

Offensive Rebounds

20, vs. Indiana State (3/6/11)
 19, vs. Illinois State (3/7/08)
 19, vs. Illinois State (3/7/14)

18, vs. Valparaiso (3/1/18)
 17, vs. Creighton (3/2/96)
 17, vs. Wichita State (3/2/02)
 17, vs. Northern Iowa (3/5/05)

Fewest Rebounds

22, vs. Evansville (3/2/12)
 23, vs. Creighton (2/28/99)
 24, vs. Creighton (3/7/92)
 24, vs. Wichita State (3/8/13)

Personal Fouls

32, vs. Northern Iowa (3/8/04)
 26, vs. Southern Illinois (3/7/04)
 26, vs. Evansville (3/8/03)
 26, vs. Southern Illinois (3/7/93)
 24, vs. Tulsa (3/3/91)
 24, vs. Creighton (3/3/07)

Fewest Personal Fouls

11, vs. Bradley (3/3/96)
 11, vs. Evansville (3/6/08)

Assists

20, vs. Creighton (3/1/97)
 19, vs. Illinois State (3/2/98)
 18, vs. Bradley (3/3/96)
 17, vs. Creighton (3/7/92)
 17, vs. Illinois State (3/3/97)
 17, vs. Northern Iowa (3/5/05)
 17, vs. Wichita State (3/2/07)

Fewest Assists

4, vs. Southern Illinois (3/7/93)
 4, vs. Indiana State (3/6/11)
 5, vs. Creighton (3/7/05)
 5, vs. Wichita State (3/8/13)
 6, vs. Wichita State (3/5/09)
 6, vs. Creighton (3/5/11)

Turnovers

24, vs. Creighton (3/3/01)
 17, vs. Illinois State (3/8/92)
 17, vs. Northern Iowa (3/3/17)
 16, vs. Bradley (3/2/91)
 16, vs. Creighton (3/2/96)
 16, vs. Southern Illinois (3/9/03)
 16, vs. Northern Iowa (3/8/04)
 16, vs. Southern Illinois (3/5/15)

Fewest Turnovers

3, vs. Creighton (3/5/11)
 5, vs. Southern Illinois (3/7/93)
 6, vs. Drake (3/3/16)

Blocked Shots

9, vs. Creighton (3/7/05)
 8, vs. Creighton (3/3/01)
 8, vs. Creighton (3/5/11)
 7, vs. Drake (3/3/16)
 6, vs. Wichita State (3/2/01)
 6, vs. Valparaiso (3/1/18)

Fewest Blocked Shots

0, vs. Tulsa (3/3/91)
 0, vs. Illinois State (3/3/95)
 0, vs. Southern Illinois (3/4/11)
 0, vs. Southern Illinois (3/5/15)

Steals

10, vs. Wichita State (3/6/93)
 10, vs. Evansville (2/28/98)
 10, vs. Northern Iowa (3/8/04)
 10, vs. Wichita State (3/2/07)
 10, vs. Evansville (3/6/08)

Fewest Steals

1, vs. Northern Iowa (3/3/17)
 2, vs. Valparaiso (3/1/18)
 3, vs. Creighton (3/6/00)
 3, vs. Southern Illinois (3/9/03)
 3, vs. Wichita State (3/8/13)
 3, vs. Southern Illinois (3/5/15)



Career MVC Tournament Totals

| No. | Tanveer Bhullar | G-GS | Min | Ave | FG-A | Pct | 3FG-A | Pct | FT-A | Pct | OR-DR | Reb | Ave | PF-D | A | TO | BS | ST | Pts | Ave |
|-----|------------------|------|-----|------|-------|------|-------|------|-------|-------|-------|-----|------|------|----|----|----|----|-----|------|
| 34 | 2017-18 | 1-0 | 12 | 12.0 | 3-6 | .500 | 0-0 | .000 | 1-3 | .333 | 0-2 | 2 | 2.0 | 4-0 | 0 | 1 | 0 | 1 | 7 | 7.0 |
| No. | Obediah Church | G-GS | Min | Ave | FG-A | Pct | 3FG-A | Pct | FT-A | Pct | OR-DR | Reb | Ave | PF-D | A | TO | BS | ST | Pts | Ave |
| 5 | 2015-16 | 2-2 | 54 | 27.0 | 4-5 | .800 | 0-0 | .000 | 0-0 | .000 | 4-8 | 12 | 6.0 | 1-0 | 4 | 0 | 4 | 1 | 8 | 4.0 |
| 5 | 2016-17 | 2-2 | 51 | 25.5 | 7-10 | .700 | 0-0 | .000 | 0-2 | .000 | 4-13 | 17 | 8.5 | 8-0 | 3 | 5 | 3 | 1 | 14 | 7.0 |
| 5 | 2017-18 | 1-1 | 27 | 27.0 | 3-6 | .500 | 0-0 | .000 | 1-2 | .500 | 3-4 | 7 | 7.0 | 3-0 | 1 | 1 | 3 | 0 | 7 | 7.0 |
| | Total | 5-5 | 132 | 26.4 | 14-21 | .667 | 0-0 | .000 | 1-4 | .250 | 11-25 | 36 | 7.2 | 12-0 | 8 | 6 | 10 | 2 | 29 | 5.8 |
| No. | Jarred Dixon | G-GS | Min | Ave | FG-A | Pct | 3FG-A | Pct | FT-A | Pct | OR-DR | Reb | Ave | PF-D | A | TO | BS | ST | Pts | Ave |
| 11 | 2016-17 | 2-2 | 65 | 32.5 | 6-18 | .333 | 2-4 | .500 | 16-16 | 1.000 | 1-1 | 2 | 1.0 | 5-0 | 4 | 5 | 0 | 0 | 30 | 15.0 |
| 11 | 2017-18 | 1-1 | 36 | 36.0 | 3-9 | .333 | 1-2 | .500 | 0-0 | .000 | 1-3 | 4 | 4.0 | 1-0 | 1 | 3 | 1 | 0 | 7 | 7.0 |
| | Total | 3-3 | 101 | 33.7 | 9-27 | .333 | 3-6 | .500 | 16-16 | 1.000 | 2-4 | 6 | 2.0 | 6-0 | 5 | 8 | 1 | 0 | 37 | 12.3 |
| No. | Alize Johnson | G-GS | Min | Ave | FG-A | Pct | 3FG-A | Pct | FT-A | Pct | OR-DR | Reb | Ave | PF-D | A | TO | BS | ST | Pts | Ave |
| 24 | 2016-17 | 2-2 | 74 | 37.0 | 13-26 | .500 | 4-11 | .364 | 6-10 | .600 | 10-14 | 24 | 12.0 | 4-0 | 9 | 4 | 1 | 0 | 36 | 18.0 |
| 24 | 2017-18 | 1-1 | 36 | 36.0 | 8-18 | .444 | 1-3 | .333 | 5-7 | .714 | 8-11 | 19 | 19.0 | 2-0 | 6 | 2 | 0 | 0 | 22 | 22.0 |
| | Total | 3-3 | 110 | 36.7 | 21-44 | .477 | 5-14 | .357 | 11-17 | .647 | 18-25 | 43 | 14.3 | 6-0 | 15 | 6 | 1 | 0 | 58 | 19.3 |
| No. | Ryan Kreklow | G-GS | Min | Ave | FG-A | Pct | 3FG-A | Pct | FT-A | Pct | OR-DR | Reb | Ave | PF-D | A | TO | BS | ST | Pts | Ave |
| 20 | 2015-16 | 2-2 | 68 | 34.0 | 7-18 | .389 | 5-11 | .455 | 2-2 | 1.000 | 1-6 | 7 | 3.5 | 7-0 | 7 | 1 | 1 | 2 | 21 | 10.5 |
| 20 | 2016-17 | 2-0 | 26 | 13.0 | 2-6 | .333 | 0-3 | .000 | 0-0 | .000 | 2-2 | 4 | 2.0 | 0-0 | 0 | 1 | 0 | 0 | 4 | 2.0 |
| 20 | 2017-18 | 1-0 | 17 | 17.0 | 3-6 | .500 | 1-4 | .250 | 4-4 | 1.000 | 0-0 | 0 | 0.0 | 2-0 | 0 | 0 | 1 | 0 | 11 | 11.0 |
| | Total | 5-2 | 111 | 22.2 | 12-30 | .400 | 6-18 | .333 | 6-6 | 1.000 | 3-8 | 11 | 2.2 | 9-0 | 7 | 2 | 2 | 2 | 36 | 7.2 |
| No. | Mustafa Lawrence | G-GS | Min | Ave | FG-A | Pct | 3FG-A | Pct | FT-A | Pct | OR-DR | Reb | Ave | PF-D | A | TO | BS | ST | Pts | A |
| 01 | 2017-18 | 1-1 | 16 | 16.0 | 1-4 | .250 | 0-2 | .000 | 4-4 | 1.000 | 0-1 | 1 | 1.0 | 2-0 | 1 | 0 | 0 | 0 | 6 | 6.0 |
| No. | J.T. Miller | G-GS | Min | Ave | FG-A | Pct | 3FG-A | Pct | FT-A | Pct | OR-DR | Reb | Ave | PF-D | A | TO | BS | ST | Pts | Ave |
| 23 | 2017-18 | 1-0 | 21 | 21.0 | 1-5 | .200 | 0-0 | .000 | 1-3 | .333 | 3-1 | 4 | 4.0 | 1-0 | 3 | 0 | 0 | 1 | 3 | 3.0 |
| No. | Jarrid Rhodes | G-GS | Min | Ave | FG-A | Pct | 3FG-A | Pct | FT-A | Pct | OR-DR | Reb | Ave | PF-D | A | TO | BS | ST | Pts | Ave |
| 10 | 2016-17 | 2-2 | 26 | 13.0 | 4-11 | .364 | 2-7 | .286 | 0-0 | .000 | 3-4 | 7 | 3.5 | 3-0 | 0 | 1 | 0 | 0 | 10 | 5.0 |
| 15 | 2017-18 | 1-1 | 35 | 35.0 | 6-10 | .600 | 4-6 | .667 | 4-4 | 1.000 | 1-5 | 6 | 6.0 | 3-0 | 1 | 1 | 1 | 0 | 20 | 20.0 |
| | Total | 3-3 | 61 | 20.0 | 10-21 | .476 | 6-13 | .462 | 4-4 | 1.000 | 4-9 | 13 | 4.3 | 6-0 | 1 | 2 | 1 | 0 | 30 | 10.0 |

v

Missouri State Radio and TV Roster



Abdul Fofana
F, 6-7, 207, Sophomore
Bobo Dioulasso, Burkina Faso



Mustafa Lawrence
G, 6-0, 186, Freshman
Newark, New Jersey



Reggie Scurry
F, 6-5, 213, Junior
Atlanta, Georgia



James Byrd
G, 6-1, 185, Junior
Kansas City, Missouri



Obediah Church
F, 6-7, 225, Junior
Springfield, Illinois



Jarred Dixon
G, 6-4, 171, Junior
Kansas City, Missouri



Greg Williams
G, 6-6, 180, Redshirt Freshman
Houston, Texas



Ronnie Rousseau III
G, 5-10, 163, Senior
Cincinnati, Ohio



Jarrid Rhodes
F, 6-6, 185, Senior
Palmetto, Florida



Ryan Kreklow
G, 6-4, 186, Junior
Columbia, Missouri




Ross Owens
G, 6-4, 191, Sophomore
Woodlawn, Illinois



J.T. Miller
G, 6-2, 190, Senior
Clinton, North Carolina



Alize Johnson
F, 6-9, 212, Senior
Williamsport, Pennsylvania



Darian Scott
C, 6-11, 200, Freshman
Las Vegas, Nevada



Tanveer Bhullar
G, 7-2, 278, Senior
Etobicoke, Canada



Paul Lusk
Head Coach
New Baden, Illinois



Corey Gipson
Associate Head Coach
Sikeston, Missouri



Matt Sligh
Assistant Coach
Lakeland, Florida



Keith Pickens
Assistant Coach
St. Louis, Missouri



Cody Seidel
Dir. of Basketball Operations
Jefferson City, Missouri